


Learning from Home

Unit of Work: 1

Early Stage 1

Kindergarten



Term 3 Week 1 2021



Turramurra North Public School

Experience today, Inspire tomorrow
237 Bobbin Head Road, North Turramurra 2074
Tel: 9144 4107

KK Class Catch Up and Check In Meetings ZOOM INFORMATION FOR TERM 3 2021

Dear Parents and Carers,

During Week 1 of Term 3, classroom teachers will offer students catch up and check in meetings via video conferencing using Zoom. The class catch up and check in will provide a teacher-directed opportunity for students to see their teacher and chat informally with one another. They will discuss, review and participate in activities and receive feedback as they learn from home. Students may use a computer, laptop or iPad to join the meetings.

The video conference room is like a classroom, and the same school behaviour and discipline policies apply to this environment. Students need to access Zoom via <https://nsweducation.zoom.us/> and are required to use their **DoE student portal login** to gain access. **Please note:** Students in Years 4-6 should be aware of their own DoE portal login details. A reminder of the DoE portal login details for K-3 students is included on each child's Learning from Home Package. If there are any issues, please email your child's teacher.

The Zoom meeting ID and passwords are:

Class	Zoom Meeting ID		Zoom Meeting Password	
KK	Morning am	Afternoon pm	Morning am	Afternoon pm
	685 5768 7201	647 1228 4876	325246	096760

While access to the Zoom class will be for students, parents and carers are encouraged to be in physical proximity.

Each class will have a Zoom meeting in the morning and another, with different content, in the afternoon. Each session will be approximately 30-45 minutes as indicated. Students are expected to attend both the morning and afternoon session each day.

TUESDAY 13 JULY, WEDNESDAY 14 JULY, THURSDAY 15 JULY and FRIDAY 16 JULY:

Time	Class
9.30am	KK & KW & 5T & 6B
10.30am	1F & 1W & 2M & 2R
11.30am	3R & 3H & 4H
12.15pm	KK & KW & 5T & 6B
1.30pm	1F & 1W & 2M & 2R
2.15pm	3R & 3H & 4H

Our protocols for using Zoom have been written in the interest of privacy, safety and well-structured online learning environments. The protocols, explained below, outline the responsibilities for parents and carers, our students and our teachers when using Zoom. The protocols align with our current technology agreement.

By having your child log into a Zoom class, you and your child acknowledge these protocols and agree to participate in video conferencing adhering to these guidelines.

Protocols for using Zoom

Zoom sessions delivered by teachers cannot be recorded or reproduced in any way.

Parents and Carers:

- Support student access to a Zoom class and be in physical proximity while the meeting occurs.
- Support student participation in a quiet space and have a distraction free background behind them or blurred Zoom background.
- Assist with the checking of a student's computer camera and speakers in advance of the meeting.
- Understand the student protocols below and support your child/ren with these.

Students:

- Ensure you speak and participate in a positive, respectful way, by turn taking and listening to others
- Do not enter the online room without a teacher present.
- Be ready to access the Zoom class on time.

- Check your computer camera and speakers in advance of the meeting.
- Make sure you have a distraction free background or blur your Zoom background.
- When you're using your name in Zoom, only use your correct first name and the initial of your surname.
- Don't invite anyone else into your Zoom class meeting.
- Ensure you are wearing appropriate clothing when participating in a Zoom class meeting.

Teachers / Turramurra North Public School:

- Provide students with a Zoom meeting time, meeting ID and password in advance.
- Only conduct whole class or small group meetings. One-on-one catch up meetings will not be held with students or parents/carers.
- Remove and/or mute participants as deemed necessary.
- Never allow students into or be left in a Zoom room without supervision.

Please read the instructions below and download Zoom in preparation for your child's class meetings.

Please contact the school on 9144 4107 if you need to arrange the loan of additional devices.

Kind regards,

K-6 Teachers
Turramurra North Public School

Michelle Verhagen
Principal

NSW Department of Education

How students can access Zoom meetings in NSW public schools

Sign into Zoom with a desktop browser

Chrome Edge Firefox Safari

1. Use a **modern browser** in Windows, MacOS or Linux.
2. Browse to the NSW DoE Zoom console at: <https://nsweducation.zoom.us>

3. Select **Sign in** at the bottom.
4. Login with your **department credentials**.

5. For first time users, **download and install** the Zoom desktop client when prompted.
6. Once signed in, **Zoom** will be ready for use!

Accessing Zoom using mobile apps

1. Download the **Zoom** app for your specific mobile device

iOS Download Android Download

2. Once installed, open **Zoom**, tap **Sign in** then tap **SSO**.
3. Type **nsweducation** and tap **Continue**.

4. The **DoE log on screen** will appear. Sign in with your normal department credentials.

5. Once signed in, **Zoom** will be ready for use!

Please note: If you are downloading the mobile app, you need to install **Zoom Cloud Meetings**.

Websites for Learning

- TNPS school website: <https://turramurrn-p.schools.nsw.gov.au> where our learning From Home Packages are located.
- Department of Education *Learning from Home*: <https://education.nsw.gov.au/teaching-and-learning/curriculum/learning-from-home>

Should you need to contact your child's teacher please use the following emails:

KW Marianne Galluzzo marianne.galluzzo@det.nsw.edu.au

KK Kierly Wiggins kierly.wiggins1@det.nsw.edu.au

ENGLISH

These books are all on the K-2 Premier's Reading Challenge book list.

Hickory Dickory Dash by Tony Wilson https://www.youtube.com/watch?v=ZocTSz_oXrg

Mr McGee and the Biting Flea by Pamela Allen <https://www.youtube.com/watch?v=cSIDztmgdoE>

Harry the Dirty Dog by Gene Zion <https://www.youtube.com/watch?v=7j0OY3236jw>

Nannie Loves by Kylie Dunstan <https://www.youtube.com/watch?v=JbMXsMEqZ8g>

Eric Carle reads his book The Very Hungry Caterpillar <http://www.viewpure.com/vkYmvxP0AJI?start=0&end=0>

Bill Martin reads his book Brown Bear, Brown Bear, What Do You See
<http://www.viewpure.com/pdHCYqO9zh8?start=0&end=0>

Too Many Pears by Jackie French <http://www.viewpure.com/ocLUBc5o76c?start=0&end=0>

Hairy Maclary and Zachary Quack by Lynley Dodd http://www.viewpure.com/PaVI_D5WAHg?start=0&end=0

MATHEMATICS

- Mathletics <https://www.mathletics.com/au/>
- Mathematics activities for K-10 <https://nrich.maths.org/maths-at-home> with a focus on developing mathematical thinking and problem solving skills

SCIENCE AND TECHNOLOGY

- <https://thekidshouldseethis.com/> for Years 2-10. A collection of 4,300+ kid-friendly videos, curated for teachers and parents to share meaningful media. Useful as a writing prompt for informative, persuasive and imaginative texts.
- Fizzics Education. You can look at different experiments and listen to podcasts.
<https://www.fizzicseducation.com.au/free-resources/>

CREATIVE ARTS

- Dance exploration <https://www.gonoodle.com/>
- Drama Activities for K-3 Students <https://www.teachstarter.com/au/blog/drama-games-lesson-ideas-activities-for-kids-k-3/>
- Art activities – Art for Kids Hub on Youtube - <https://www.youtube.com/user/ArtforKidsHub>

Week 1 Term 3 – Learning from Home

Early Stage 1

You may need help from a parent/carer and possibly resources from your teacher.

Two activities have been selected for feedback. These are highlighted on the timetable.

	Tuesday	Wednesday	Thursday	Friday
Morning	English Spelling/Phonics Reading/Writing 9.30 Zoom KK and KW Welcome to Kindy Zoom chat. Parents please attend this session with your child.	English Spelling/Phonics Reading/Writing 9.30 Zoom KK and KW Zoom discussion on “What is an adjective?”	English Spelling/Phonics Reading/Writing 9.30 Zoom KK and KW Bring your favourite toy to our Zoom session. Think of some great describing words for your toy.	English Spelling/Phonics Reading/Writing 9.30 Zoom KK and KW Zoom session playing “I Spy Park”
Break	Break	Break	Break	Break
Middle	Mathematics	Mathematics	Mathematics	Mathematics
Break	Break	Break	Break	Break
Afternoon	12.15 Zoom KK and KW Zoom sharing of ‘ee’ words. Art	12.15 Zoom KK and KW Zoom sharing of sentences using adjectives. Library	12.15 Zoom KK and KW Bring your favourite toy to our Zoom session. Think of some great describing words for your toy. PDHPE	12.15 Zoom KK and KW Zoom chat “What did you enjoy this week?” Music

TUESDAY -English

Spelling

- Sound of the week "ee"
- Watch the following video to practise your sounds.
<https://www.youtube.com/embed/yM3dMF-Bxuk>
- Complete the worksheet on the word "see."
- Colour the 'bee' picture.
- Can you think of any other words that have the sound "ee." Have a go at writing them down on the lined paper and we will make a word bank of all the "ee" words during our afternoon Zoom session.

Reading and Writing

- Watch the video link "*The Story Orchestra Four Season in One day*".
<https://www.youtube.com/embed/81Y3ffrmcOk>
- Complete the four seasons worksheet.
- Practise reading and writing your star words that are at the end of the package.

TUESDAY - Mathematics

Number of the Day

- Complete the Number of the day Worksheet. The number for today 12.

Double Dice Game

- Play with someone in your family.
- Each person rolls the two dice at the same time. Call out the total number of dots on both dice together. Each time you win you get a point. Play until one person reaches 10 points.

TUESDAY – Visual Arts

- Complete the attached worksheet from Mrs Plasto on primary colours.



Name: _____


see

see

Trace it:

see

Block it:



Write it:

Circle it:

see

ees

ese

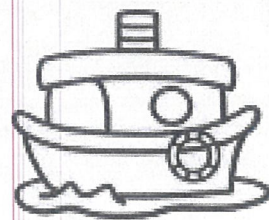
sea

see

sie

Use it in a sentence:

I _____ a boat.



Build it:



--	--	--

e

s

e



SEASONS

Trace the word and draw a picture for each season.

Summer

Autumn


Winter

Spring

NUMBER OF THE DAY

--	--

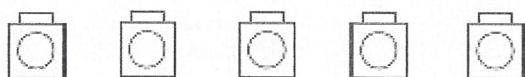
Numbers before



--	--

Numbers after

Colour it:



Tally it:



Write the word:

The number is:

ODD

EVEN

Show on the ten frames:



Draw it:



Visual Art – Learning from Home Term 3 2021



ES1

Red, Yellow, Blue
I love you
You are Primary
I am too

Hi Kindergarten,

Do you remember this poem? It's about the three primary colours. We use these colours to make every other colour except black and white. You will be experimenting with whatever you have at home using these three primary colours. Here's what you will need:

White paper

Either, coloured pencils, paints of any sort, textas, crayons

Using red, yellow, and blue first start filling your page with these colours. Make sure you overlap them to find out what the three secondary colours are and how you made them. After you have worked that out you can fill in the rest of your paper with any other colours or paints you have.

If you have textas and paints maybe you can use both on your piece of paper. Try to cover most of your page with colour. We will use these papers when we come back to school, so make sure you keep them. Try to remember what the secondary colours are and how you make them.

Here is an example so you know what to do. Have fun.

Mrs Plasto

I think yours will be much better, don't you?



WEDNESDAY -English

Spelling

- Watch the following video to practise your sounds. <https://www.youtube.com/embed/yM3dMF-Bxuk>
- Complete the worksheet on our weekly sound “ee.”

Reading/Writing

- During our morning Zoom session, we will be chatting about the book you watched yesterday and adjectives (describing words).
- Complete the match up adjective worksheet.
- Have a go at making some sentences using the adjectives from the worksheet. Use the lined paper for your sentences.
- Practise reading and writing your star words that are at the end of the package.

WEDNESDAY - Mathematics

Number of the Day

- Complete the Number of the day Worksheet. The number for today 19.

Which number is bigger?

- This game is played with 2 people. Each person has a pile of cards face down. At the same time, each person flips their card over and has to call out ‘mine’ if they have the bigger number.

Practise writing numbers 1-30

- This can be done on paper, a whiteboard or however else you would like.

WEDNESDAY – Library

Here is your library lesson for week 1. View the book ‘Wombat Stew’ at the below link

<http://www.viewpure.com/8Z6MapiRNWY?start=0&end=0>

Activity:

Complete the ‘Wombat Stew’ worksheet.

Enjoy the book!

Name: _____

Date: _____

ee

Fill in the 'ee' words.



sw _ _ p

f _ _ t



qu _ _ n

s _ _ d

sl _ _ p

p _ _ l

Help the bee get to his honey.



Finish these sentences with the correct adjective from the boxes. Cut and glue them in.

Adjective Worksheet 1

Parents, help your child to:

1. Trace each word
2. Sound it out and work out what it says
3. Draw a line from the word to its matching image

cold



sunny

happy

hot

sad

rainy



WOMBAT STEW



Emu




Dingo


Platypus Echidna



Koala



Kookaburra



Colour the wombat's friends. Write over their names. Draw the animal that was not the wombat's friend in the square.

THURSDAY -English

Spelling

- Watch the following video to practise your sounds. <https://www.youtube.com/embed/yM3dMF-Bxuk>
- Complete the rainbow writing worksheet on “ee” words.
- Have a go at using these “ee” words in sentences. Use the lined paper for your sentences.

Reading/Writing

- Complete the “Sick Sentences” worksheet. Think of some great adjectives to make these sentences better.
- Draw a picture of one of the sentences on the back of the worksheet.
- Practise reading and writing your star words that are at the end of the package.

THURSDAY - Mathematics

Number of the Day

- Complete the Number of the day Worksheet. The number for today is 15.

Colour by Shape

- Complete the colour by shape worksheet.

THURSDAY – PDHPE

- Complete the attached work from Mrs Deck on staying safe.

Trace the word and then use rainbow colours to write each word.

see

tree

bee

feet

seed

queen

meet



Sick Sentences

Can you add an adjective to make these sentences better?

The _____ sun was in the sky.


My _____ ball is lost.

I saw a _____ truck.



I have a _____ dog.

The _____ cat was playing.

NUMBER OF THE DAY

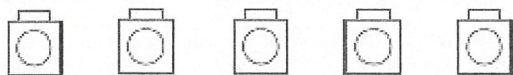


Numbers before



Numbers after

Colour it:



Tally it:



The number is:

ODD

EVEN

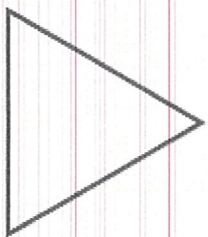
Write the word:

Show on the ten frames:

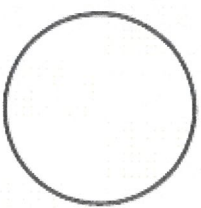


Draw it:


COLOUR BY SHAPE




Green






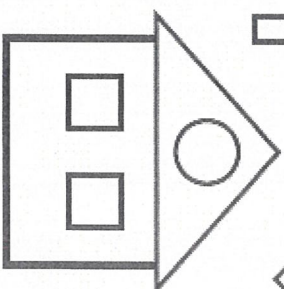
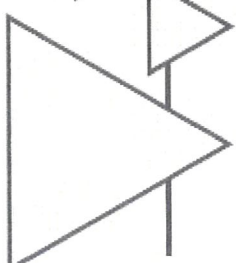
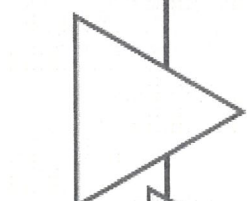
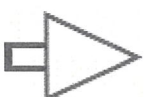

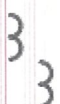
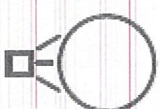
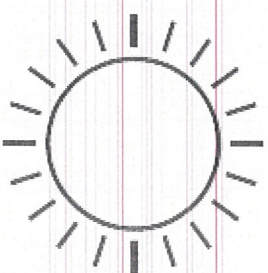
Blue



Red



Yellow



Early Stage 1 – Staying Safe PDHPE

Lesson 1 – Pedestrian Safety

Look at the pictures below and think about your journeys as pedestrians at different times, e.g to and from school, after-school activities, on weekends and holidays.



Answer the following questions

1. Where do you often walk to?

2. How do you keep safe when walking there?

3. Why do you need to hold a grown-up's hand?

Remember to

1. Always hold a grown-up's hand, pram, trolley or a grown-up's bag or clothes
2. Walk on the footpath or away from the road
3. Choose safer places to cross, e.g. pedestrian lights and crossings, level crossings and tram crossings, overhead bridges
4. Wait for the bus to go before crossing the road in a safe place with a grown up
5. Always stay far away from the edge of the platform when catching trains and trams
6. Check for vehicles in driveways and car parks

Safety in the carpark – Look at the picture below and think about when you are in a carpark.



1. What are some of the dangers in carpark?

2. How can you tell if a vehicle is reversing?


3. What do you need to look and listen for?

Activity 3 – Look at the poster below. Can you find these things?

1. Pedestrian Crossing

2. Lollipop Lady

3. Stop Sign



Discussion Questions

1. How are the children following the road safety rules?
2. What does a lollipop lady/man do?
3. Why has the car stopped?
4. Why are the children using the pedestrian crossing?

FRIDAY -English

Spelling

- Watch the following video to practise your sounds. <https://www.youtube.com/embed/yM3dMF-Bxuk>
- Complete the unjumble sentences worksheet on our “ee” sound.

Reading/Writing

- Complete the cut and paste worksheet on adjectives. You will need glue and scissors for this task.
- During our morning Zoom session, we will be looking at the “I spy” picture of the park. We will be looking for objects and thinking of adjectives to describe them.
- Practise reading and writing your star words that are at the end of the package.

FRIDAY - Mathematics

Number of the Day

- Complete the Number of the day Worksheet. The number for today is 22.

2D roll a shape

- Complete the 2D roll a shape worksheet.

FRIDAY – Music

- Read the information from Mr Cronin about the song ‘Down by the Bay.’


Unjumble Sentences


can I tree. see the

a bee. I see can

I my see can feet.


Draw a picture of one of the sentences.





The box is

twinkl.co.uk



The elephant is

twinkl.co.uk



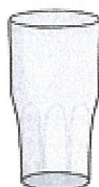
The pencil is

twinkl.co.uk



The giraffe is

twinkl.co.uk



The glass is

twinkl.co.uk



The sun is

twinkl.co.uk



The boy is

twinkl.co.uk



The snow is

twinkl.co.uk



The girl is

twinkl.co.uk



The hamster is

twinkl.co.uk

full

short

empty

happy

big

tall


hot

cold

sad

little

I Spy Park Scene Activity




What can you see?

NUMBER OF THE DAY

--	--

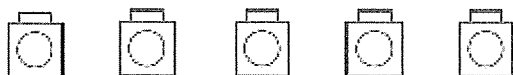
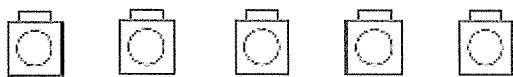
Numbers before



--	--

Numbers after

Colour it:



Tally it:

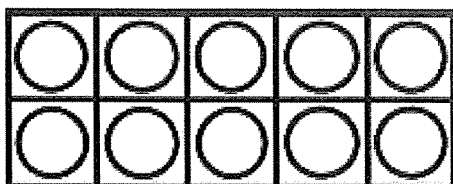
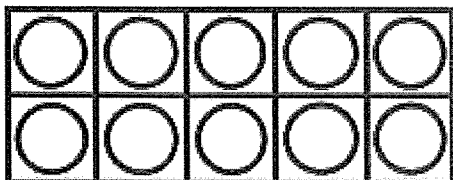
Write the word:

The number is:

ODD

EVEN



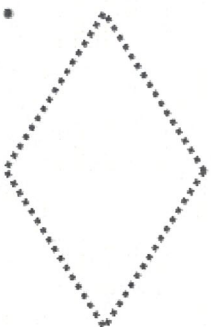


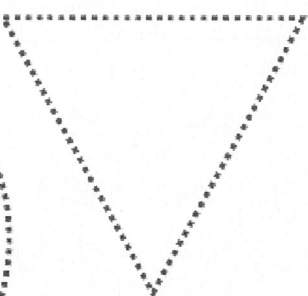
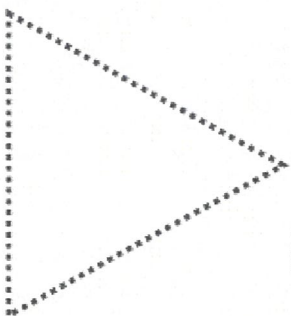


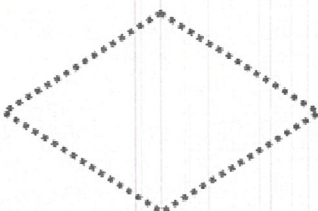
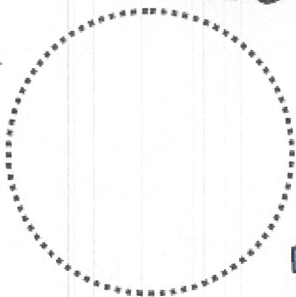
Show on the ten frames:

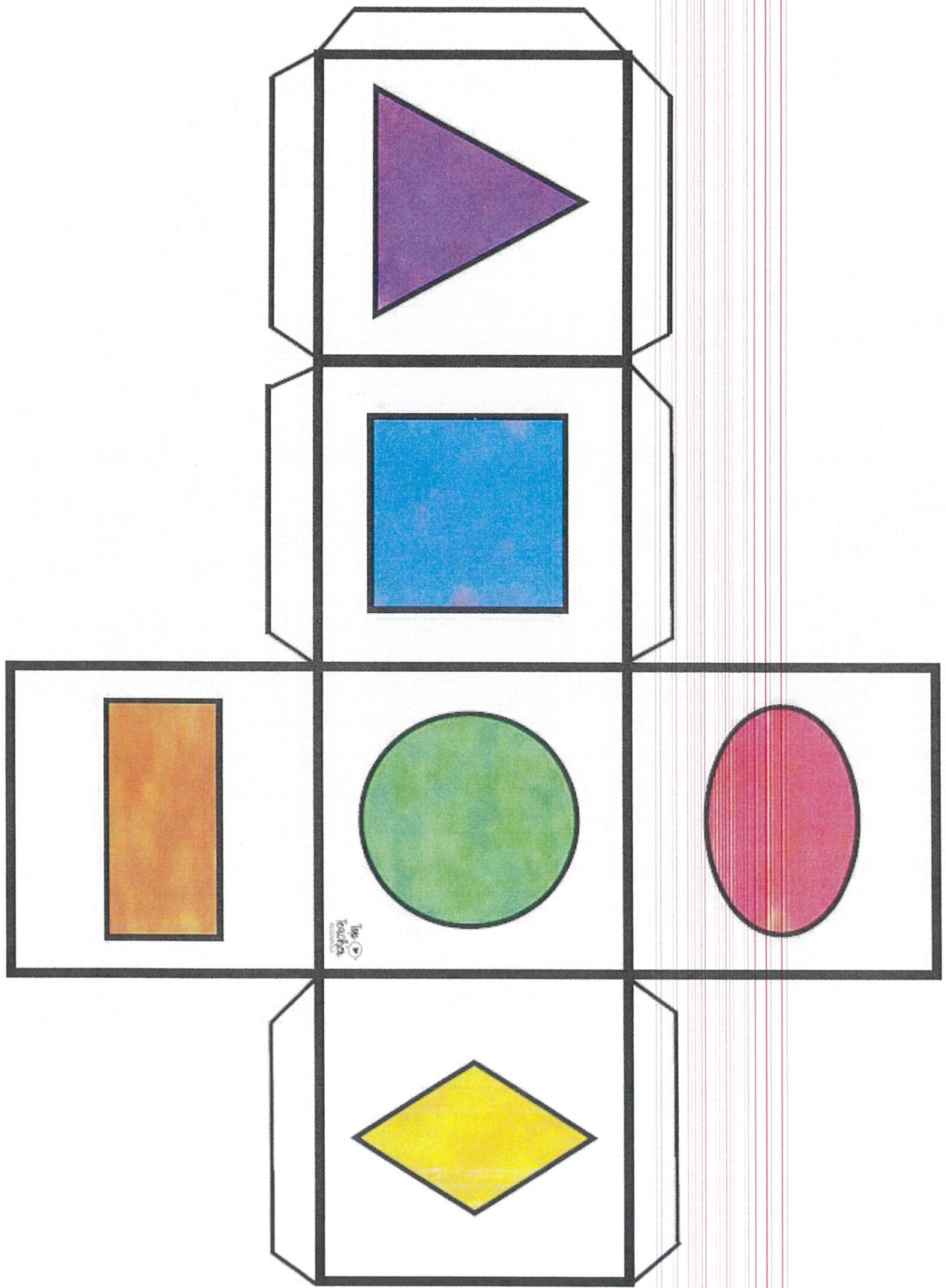


Draw it:



ROLL-A-SHAPE





🎵Kindergarten Term 3 Week 1 2021🎵

🎵Music🎵

Hi Kindergarten,

Welcome to your music lesson for the week.

I would like you to teach someone in your family the song we sing in class "Down by the Bay."

Do not forget that the last line is sung only once by everyone.

Here are the words for you and the family.

Down by the bay, (down by the bay)

where the watermelons grow, (where the watermelons grow)

Back to my home, (back to my home)

I dare not go, (I dare not go)

For if I do, (for if I do)

my mother would say, (my mother would say)

Have you ever seen a bear, combing his hair, down by the bay?

..... a whale, with a polka dot tail, down by the bay?

.....a bee, with a sunburned knee, down by the bay?

.....a lama, wearing pyjamas, down by the bay?

.....a goose, kissing a moose, down by the bay?

You can make up your own verses as well.

Practice keeping a steady beat on some part of your body, for example clap your hands or tap your head.

If you forget the melody, there are plenty of versions online that can remind you – here is one for you to enjoy.



<https://www.youtube.com/watch?v=B0LscFd2vRk>

Have fun! 😊



Red Star Words

I	and	a	my
the	to	was	went



Blue Star Words

we	it	he	in
on	then	had	they



Yellow Star Words

with

there

she

played

of

got

said

one

MAKER



Green Star Words

is

day

when

you

were

so

home

at

MAKER

