


NAME: \_\_\_\_\_



# Learning from Home

## Unit: 2

### Early Stage 1

### Kindergarten



## Term 3 Week 2 2021



# Websites for Learning

- TNPS school website: <https://turramurrn-p.schools.nsw.gov.au> where our learning From Home Packages are located.
- Department of Education *Learning from Home*: <https://education.nsw.gov.au/teaching-and-learning/curriculum/learning-from-home>

Should you need to contact your child's teacher please use the following emails:

KW Marianne Galluzzo [marianne.galluzzo@det.nsw.edu.au](mailto:marianne.galluzzo@det.nsw.edu.au)

KK Kierly Wiggins [kierly.wiggins1@det.nsw.edu.au](mailto:kierly.wiggins1@det.nsw.edu.au)

## ENGLISH

**These books are all on the K-2 Premier's Reading Challenge book list.**

Hickory Dickory Dash by Tony Wilson [https://www.youtube.com/watch?v=ZocTSz\\_oXrg](https://www.youtube.com/watch?v=ZocTSz_oXrg)

Mr McGee and the Biting Flea by Pamela Allen <https://www.youtube.com/watch?v=cSIDztmgdoE>

Harry the Dirty Dog by Gene Zion <https://www.youtube.com/watch?v=7j0OY3236jw>

Nannie Loves by Kylie Dunstan <https://www.youtube.com/watch?v=JbMXsMEqZ8g>

Eric Carle reads his book The Very Hungry Caterpillar <http://www.viewpure.com/vkYmvxP0AJI?start=0&end=0>

Bill Martin reads his book Brown Bear, Brown Bear, What Do You See  
<http://www.viewpure.com/pdHCYgO9zh8?start=0&end=0>

Too Many Pears by Jackie French <http://www.viewpure.com/ocLUBc5o76c?start=0&end=0>

Hairy Maclary and Zachary Quack by Lynley Dodd [http://www.viewpure.com/PaVI\\_D5WAHq?start=0&end=0](http://www.viewpure.com/PaVI_D5WAHq?start=0&end=0)  
<https://education.abc.net.au/home#!/home> - 4000+ videos, games and resources mapped to the curriculum.

ABC Education <https://education.abc.net.au/home#!/games> - interactive activities and games.

Storyline Online <https://www.storylineonline.net/> - videos featuring celebrated actors reading children's books alongside illustrations.

## MATHEMATICS

- Mathletics <https://www.mathletics.com/au/>
- ABC Splash Mathematics activities for K-10 <https://education.abc.net.au/home#!/resources/-/mathematics>
- Mathematics activities for K-10 <https://nrich.maths.org/> with a focus on developing mathematical thinking and problem solving skills

## SCIENCE AND TECHNOLOGY

- ABC Splash Science <https://education.abc.net.au/home#!/resources/-/science> Features short videos that provide information with question prompts to guide discussion or lead to further research topics.
- <https://thekidshouldseethis.com/> for Years 2-10. A collection of 4,300+ kid-friendly videos, curated for teachers and parents to share meaningful media. Useful as a writing prompt for informative, persuasive and imaginative texts.

## CREATIVE ARTS

- Dance exploration <https://www.gonoodle.com/>
- Drama Activities for K-3 Students <https://www.teachstarter.com/au/blog/drama-games-lesson-ideas-activities-for-kids-k-3/>

# Week 2 Term 3 – Learning from Home

## Early Stage 1

You may need help from a parent/carer and possibly resources from your teacher.

Two activities have been selected for feedback. These are highlighted on the timetable.

	Monday	Tuesday	Wednesday	Thursday	Friday
<b>Morning</b>	English Spelling/Phonics Reading/Writing 9.30 Zoom KK and KW Introduction of this week's sound.	English Spelling/Phonics Reading/Writing 9.30 Zoom KK and KW Using capital letters and full stops	English Spelling/Phonics Reading/Writing 9.30 Zoom KK and KW Find the missing word.	English Spelling/Phonics Reading/Writing 9.30 Zoom KK and KW Show and Tell	English Spelling/Phonics Reading/Writing 9.30 Zoom KK and KW Playing BINGO and number game
<b>Break</b>	Break	Break	Break	Break	Break
<b>Middle</b>	<b>Mathematics</b>	<b>Mathematics</b>	<b>Mathematics</b>	<b>Mathematics</b>	<b>Mathematics</b>
<b>Break</b>	Break	Break	Break	Break	Break
<b>Afternoon</b>	12.15 Zoom KK and KW Story and chat  <b>Science</b>	12.15 Zoom KK and KW Story and chat  <b>Art</b>	12.15 Zoom KK and KW Story and chat  <b>Library</b>	12.15 Zoom KK and KW Show and tell  <b>PDHPE</b>	12.15 Zoom KK and KW What was your favourite part of the week?  <b>Music</b>



## MONDAY -English

### Spelling

- Sound of the week “i\_e and y”
- Watch the following video to practice your sounds.  
<https://www.youtube.com/embed/yM3dMF-Bxuk>
- Complete the worksheet on the word “my.”
- We will go through the ‘i\_e and y’ sound on Zoom.
- Can you think of any other words that have the sound “i\_e and y”. Have a go at writing them down on the lined paper and we will make a word bank of all the “i\_e and y” words during our afternoon Zoom session.

### Reading and Writing

- Watch video link “A tree for All Seasons”  
<https://www.youtube.com/watch?v=ntikM8ZDK8w>
- Finish the four-season tree activity. Match up adjectives to describe each tree.

## MONDAY - Mathematics

- Complete the Number of the day Worksheet. The number for today 9.
- Watch the video and practise counting the numbers  
<https://www.youtube.com/embed/e0dJWfQHF8Y>
- Play the Collect the Counters board game. If you don’t have any counter use other objects you have at home.

## MONDAY – Science

### What is weather?

1 Watch the video and answer the questions.

- What is the weather?




- Watch the video link - <https://www.youtube.com/embed/d18IzD2GCks>
- Have a talk about what the weather's like today with your family.



- Watch how the weather changes with Elmo. <https://www.youtube.com/watch?v=tmO9cjsj1zc>

Some people look at the changes in the weather for their jobs. They are called meteorologists. They make reports to tell us what the weather will be like.

- 2  Watch the video and answer the questions.




How did the weather change in the video?

What did Grover do when the weather changed?

- Complete the worksheet on weather.

Name: \_\_\_\_\_



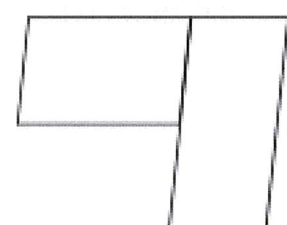
**my**

*my*

Trace it:

*my*

Block it:



Write it:

\_\_\_\_\_

\_\_\_\_\_


\_\_\_\_\_

Circle it:



ym	my	mi
my	mu	ny

Use it in a sentence:

I love \_\_\_\_\_ mum.




Build it:

y m











Colour each tree to show what they look like during the different seasons.  
Write an adjective below each tree describing it.

## The Four Seasons


**Spring**




**Summer**



**Autumn**




**Winter**



# NUMBER OF THE DAY

--	--

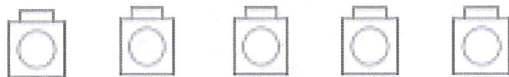
Numbers before



--	--

Numbers after

Colour it:



Tally it:

Write the word:

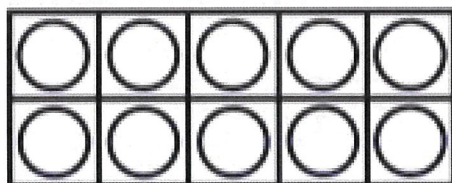
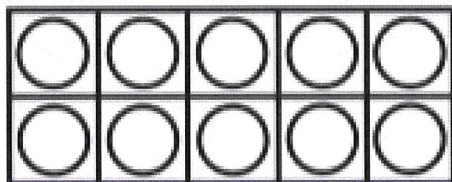
---

The number is:

ODD

EVEN

Show on the ten frames:



Draw it:





1	2	3	4	5	6	1	2
---	---	---	---	---	---	---	---

ROLL A SIX SIDED DICE AND COLLECT THE AMOUNT OF COUNTERS YOU LAND ON. THE PERSON WITH THE MOST COUNTERS AT THE END IS THE WINNER.

5	4	3	2	1	6	5	4
---	---	---	---	---	---	---	---

6	<b>Collect the Counters!</b>						
---	------------------------------	--	--	--	--	--	--

DIVERGENT - COUNTING

© The Young Educator

1	2	3	4	5	6	1	2
---	---	---	---	---	---	---	---

3
---

5	4	3	2	1	6	5	4
---	---	---	---	---	---	---	---

HOW MANY DID YOU COLLECT?
---------------------------------

6

Draw yourself doing an activity on these days.  
Where are you? What are you wearing? What are you doing?




**Hot day**

I am \_\_\_\_\_



**Windy day**

I am \_\_\_\_\_



**Rainy day**

I am \_\_\_\_\_



**Cold day**

I am \_\_\_\_\_



## **TUESDAY -English**

### **Spelling**

- Sound of the week "i\_e and y"
- Look at the picture and find i\_e words.
- Can you try to write some of these words down?
- Can you put any of these words into a sentence?

### **Reading and Writing**

- We use capital letters at the beginning of a sentence and full stops at the end.
- Complete the worksheet on finding all the capital letters and full stops in the sentence.
- Write your own sentence.

## **TUESDAY - Mathematics**

- Complete the Number of the day Worksheet. The number for today 25.
- Watch the video and count along <https://www.youtube.com/embed/11eckLmJEMw>
- Play the game, roll it, count it, cover it. You need to roll a dice and choose a square in that number's column. Count the number of pictures, say the number and cover the square with a counter. Can be played as four in a row, with a partner or by yourself.

## **TUESDAY - Art**

- Complete the worksheet from Mrs Plasto on primary colours.



What i\_e words can you find in the picture?  
Have a go at writing some of them down.

---

---

---

---

---

---

---

---





# Punctuation **Definitions**

## **Full stops**

.

Full stops belong at the end of a sentence. Fill in the full stops.

Koalas are soft\_ Their fur is grey\_  
They eat gum leaves\_

## **Capital letters**

A

Capital letters belong at the start of a sentence.  
Write the letter as a capital.

on my walk I saw a bird. it was up in  
a tree. the bird sang to me.


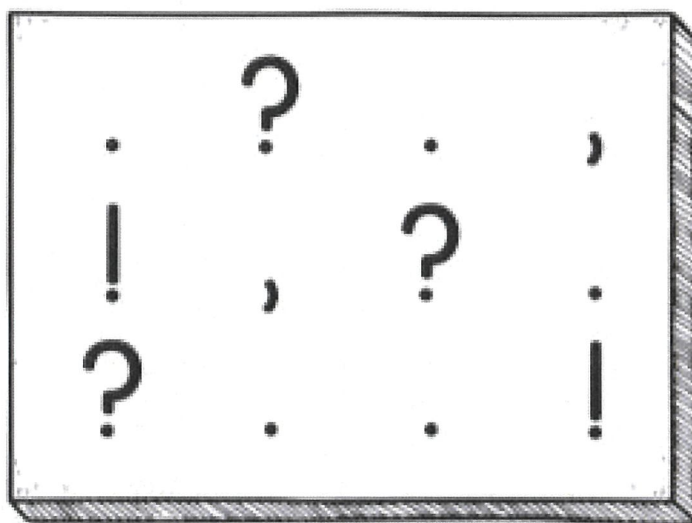


# Full Stops

Circle the full stops in the sentence:

My dog digs holes. He loves to bark.  
I walk him every day.

Colour in the full stops in the picture:



**practise**

Write a sentence using a full stop.

---

---

---





TOPTEACHER

# Capital Letters

Circle the capital letters in the sentence:

Going to the park is lots of fun. I like going on the swing the best.

Colour in the capital letters in the picture:



**practise**

Write a sentence using  
capital letters

---

---

---




TOPTEACHER



# NUMBER OF THE DAY

--	--

Numbers before



--	--

Numbers after

Colour it:



Tally it:

Write the word:

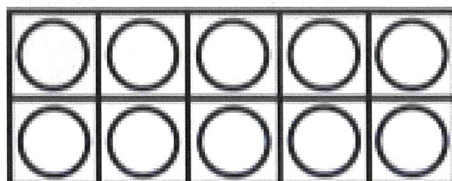
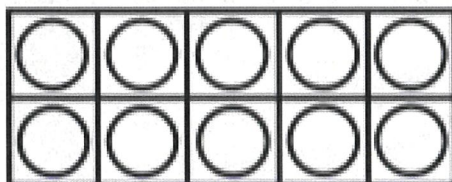
---

The number is:

ODD

EVEN





































Show on the ten frames:



Draw it:

# ROLL IT. COUNT IT. COVER IT.

PERCEPTUAL-COUNTING



## Early Stage 1 Term 3 2021 – week 2 - 3

Hi Kindergarten

Last week you used the three primary colours of

**R** \_ \_


**Y** \_ \_ \_ \_

**B** \_ \_

to create the secondary colours of Orange, Green and Purple.

Over the next two weeks use your paper that you have coloured in and other coloured papers, magazines, newspaper, wrapping paper etc that are around your home and draw different sized circles on them. Make sure some are big and some are small and some are in between. They don't have to be perfect circles.

See the examples



Next cut out the circles and glue them on top of each other so you can see the circles underneath. See the example




I can't wait to see your beautiful flowers. You might like to make more of these beautiful flowers just using the papers you have at home.

If you have time you can visit the website below. It is from the Tate gallery in London and has many fun art related activities.

<https://www.tate.org.uk/kids>

Oh and Kevin says HELLO KINDERGARTEN!





## WEDNESDAY -English

### Spelling

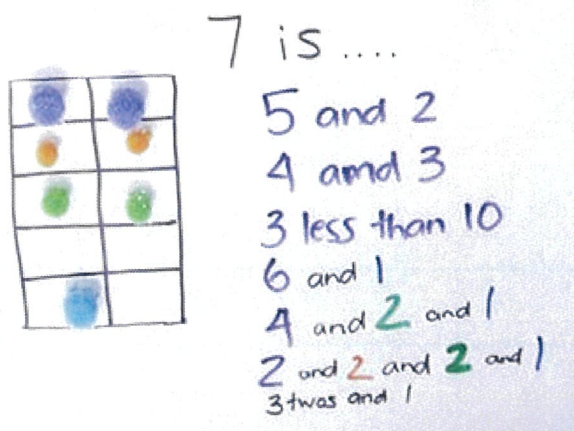
- Sound of the week "i\_e and y"
- Complete the ice cream worksheet.
- Have a go at making your own ice cream out of playdough and adding a scoop of ice cream for each i-e word you can think of.

### Reading and Writing

- Choose the correct sight word to put into your sentence.
- Unjumble the weather sentences.

## WEDNESDAY - Mathematics

- Complete the Number of the day Worksheet. The number for today 16.
- Watch the video and count along <https://www.youtube.com/embed/-gmEe0-ex8>
- Number Game
  - Choose a number such as 7.
  - Get the amount of items for that number. (for example, pasta pieces, counters or pencils)
  - Organise your items.
  - Describe your collection.
  - What other ways can you organise your items?
  - Describe your other ways.
  - You may like to use a mathematical structure such as a ten-frame to help you.




## WEDNESDAY - Library

- Here is your library lesson for week 2. View the book 'Rosie's Walk' by Pat Hutchins at the below link <http://www.viewpure.com/XHycGh4q58Q?start=0&end=0>
- Complete the 'Rosie's Walk' worksheet.

I like ice cream.

1 Colour the scoop of ice-cream **pink** if you hear **Le** in the picture name.



2 Trace the dotted lines. Colour the ice-creams.





Choose the correct word to finish the sentence. Write the full sentences underneath. Don't forget capital letters and full stops.



I  a giraffe.


Great!

saw her said

this made are

TOPTEACHER

➔



I can  a fox.


Great!

is look was

the here see

TOPTEACHER

➔



This is  dog.


Great!

saw her said

this made are

TOP TEACHER

→



You can  an ice cream.

Great!

have of like

out that to

TOP TEACHER


→




# Weather Sentence Construction


1 raining  It is today .

E.g. It is raining today.

2. umbrella  has He a . red

3. . The shining sun  is


4. wearing a . She is sun hat 

5. cold  It . very is today

# NUMBER OF THE DAY

--	--

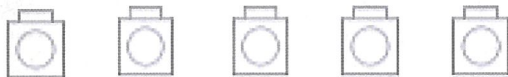
Numbers before



--	--

Numbers after

Colour it:



Tally it:

Write the word:

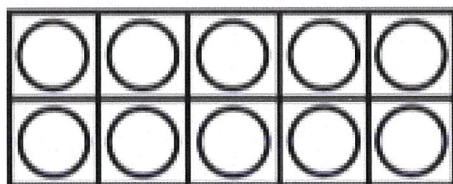
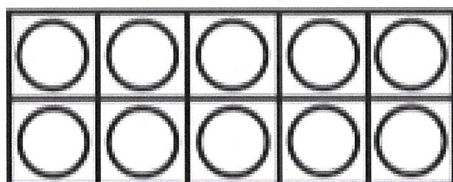
\_\_\_\_\_

The number is:

ODD

EVEN


Show on the ten frames:



Draw it:



## ROSIE'S WALK



fox

What dangerous animal tried to get Rosie. Draw it in the square. Trace over its name.



## THURSDAY -English

### Spelling

- Sound of the week “i\_e and y”
- Play connect 4 with your i-e words. You can play with a partner or by yourself and practice saying each word as you roll the dice. Cover the word with a counter if you get the word correct.

### Reading and Writing

- Look at the reader “Sunset Pond.” <https://portal.flyleafpublishing.com/wp-content/uploads/books/17-The-Sunset-Pond-Companion/mobile/index.html#p=1>
- Complete the worksheet “Draw and Write”

## THURSDAY - Mathematics

- Complete the Number of the day Worksheet. The number for today 29.
- Secret Number
  - Write the numbers from 1 to 10 (for example) on a piece of paper or use cards to set the number range. For example, this student chose to use the numbers between 1 and 8.
  - Ask someone at home (the ‘secret holder’) to choose a secret number within your given range.
  - Guess the ‘secret’ holder’s number
  - They will tell you whether their number is greater or less than your guess.
  - Try to guess the secret number in the fewest number of guesses possible, or, with only 3 guesses.



## THURSDAY - PDHPE

- Complete the activities from Mrs Deck on Passenger Safety.



# Connect 4

## HOW TO PLAY

2 players take turns rolling the dice and choosing a box in the corresponding column to read. If correct they can place a counter on it. First player to get 4 in a row up, across or diagonal is the winner.

1	2	3	4	5	6
my	fly	bike	pile	try	side
like	five	nine	why	hive	kite
hike	dive	mile	my	fry	dine
my	fly	bike	pile	try	side
like	five	nine	why	hive	kite
hike	dive	mile	my	fry	dine

## Draw and Write

Draw a picture of what Bud saw in the pond. Then write a sentence to go with your picture. Share your writing with someone and tell how your illustration matches your writing.

But can see

### Mixed-Up Sentence

Unscramble the words and write the sentence. If you need help unscrambling, you can cut out the words and move them around.

---

---

---

big log! A on frog is the






# NUMBER OF THE DAY

--	--

Numbers before



--	--

Numbers after

Colour it:



Tally it:

Write the word:


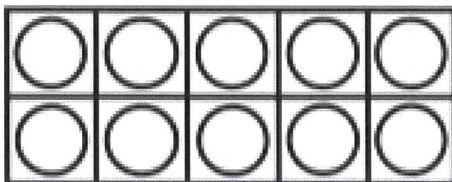
\_\_\_\_\_

The number is:

ODD

EVEN

Show on the ten frames:



Draw it:

**Early Stage 1 - Staying Safe PDHPE**  
**Lesson 2 - Passenger safety**


This week we will be looking at the key road safety messages

- Click Clack front and back
- Always buckle up safely
- Get in and out of the car on the footpath side

**Activity 1 - Read the e-book and answer questions**

Click on the link below to read the e-book "But Why" to learn why it's important to be buckled up safely. Then answer the questions below.

<https://www.safetytown.com.au/town/student/es1/?activity=but-why#list>



**Questions**

1. What are some of the places Zac and Lewis liked travelling to with their Nan?

---

2. Name some of the places you travel to, safely buckled up with your family.

---

---

3. Who buckles up Lewis and Zac safely?

---

4. Who are the grown-ups that buckle you up or check that you are buckled up safely?

---

5. What car seats do Lewis and Zac use in the story?

---

---

6. How are their seats different?

---

---



7. Why did Nan and Lewis say Zac needed to wear his seatbelt in the car?

---

---

8. Zac and Nan use the Safety Door. Why is it important to use the Safety Door when entering and exiting a vehicle and to wait for a grown-up?

---







---

---

---

### Activity 2 - How to Cross the Road

Cut out the road safety pictures and stick them in the correct order on the next page.







# The Green Cross Code

Cut out the road safety pictures and then stick them in the correct order for crossing the road safely.




A horizontal illustration at the bottom of the page shows a road scene. From left to right, there is a red car, a blue truck, a grey building, a green bush, and a white fence. The illustration is positioned below the bottom row of empty boxes.

twinkl.co.uk



### Activity 3 - PE Activities for the week

Complete a just dance or cosmic yoga session. You can find these activities on YouTube.





## FRIDAY -English

### Spelling


- Sound of the week “i\_e and y”
- Rainbow Writing - Use the i-e words at the bottom of the sheet and write them on the lined paper using the matching colour that you roll.
- Have a go at using these words in sentences.

### Reading and Writing

- Practise your star words.
- BINGO – We will be playing BINGO in our morning Zoom Session. Choose any six star words from the list and write one in each box on your BINGO card. Bring some counters (or lego) and your BINGO card to the Zoom Session so we can play the game together.
- 

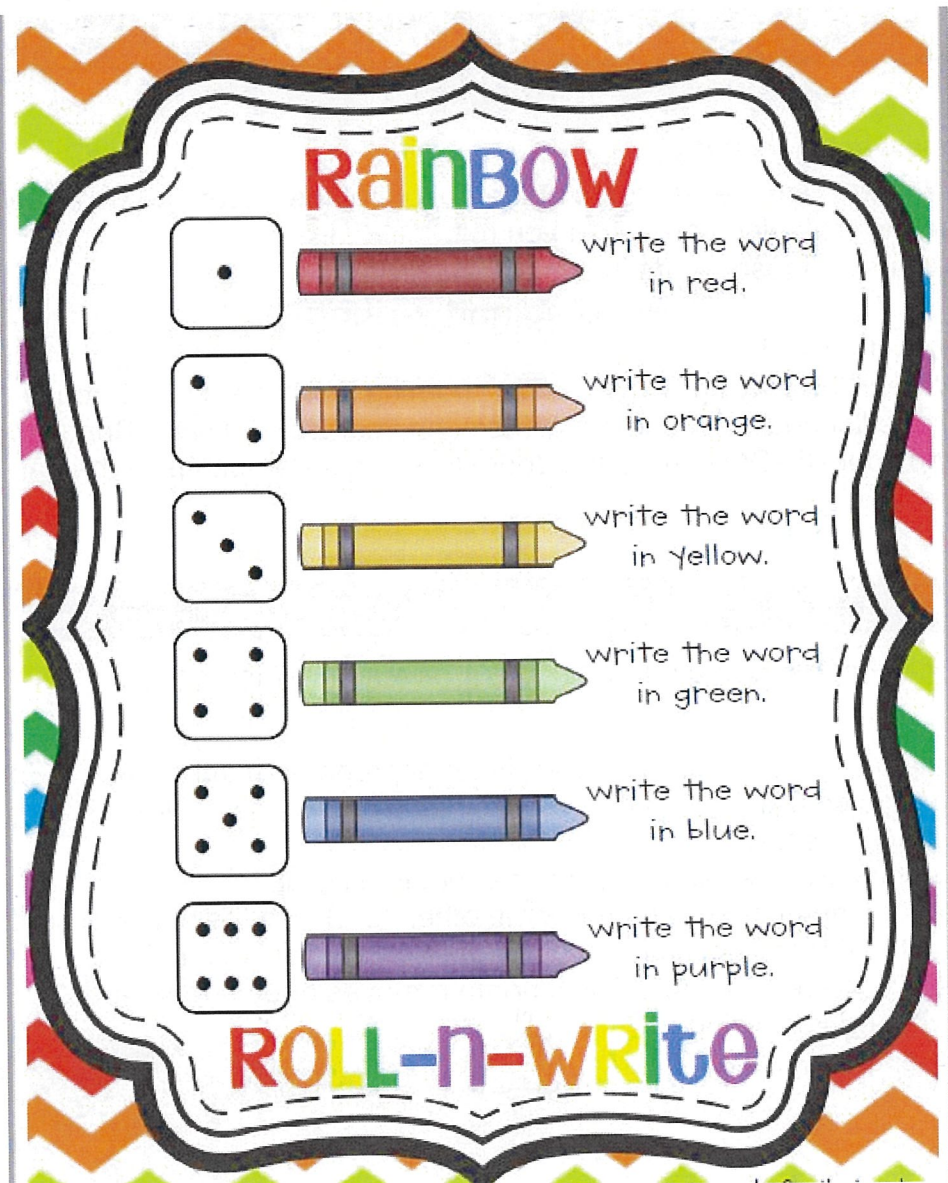
## FRIDAY - Mathematics

- Complete the Number of the day Worksheet. The number for today 8.
- Peg the Number
  - Create a set of number cards within an appropriate number range. For this example, we are using 0-6 but you can use whatever numbers you like.
  - Shuffle the cards.
  - Turn one card over at a time and read the numeral.
  - Match the number of pegs (or some other item) with the numeral card.
  - Order the cards from smallest to biggest, or, biggest to smallest.
  - Close your eyes as someone at home removes one of your cards.
  - Which card is missing?
  - How did you work out?



## FRIDAY - Music


- Complete the attached Music activity from Mr Cronin.




my  
ride  
hive  
by  
like  
five

nine  
why  
try  
pile  
dive  
kite







## BINGO

Choose 6 of the following words to put on your bingo board and we will play together on ZOOM today.

the

had

a

was

said

my

and

she

then

went

look

they

there

one

he

to

played


got



# NUMBER OF THE DAY

--	--


Numbers before



--	--

Numbers after

Colour it:



Tally it:

Write the word:

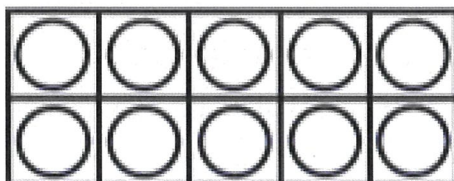
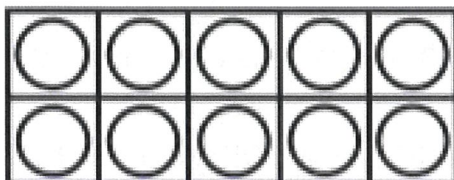
---

The number is:

ODD

EVEN

Show on the ten frames:



Draw it:



## Kindergarten Term 3 Week 2 2021

### Music

Hi boys and girls!

Welcome to your music lesson for the week.

Follow the link below to a lovely song I would like you to learn.

It's called "I Like the Flowers".

<https://www.youtube.com/embed/t6PKcnTGVX4>



Listen to this song and keep a steady beat by tapping your knees.

You might notice that halfway through, two voices are singing the same song but at different times.

We call this "a round" and it's really fun to do when you're a bit older. Frere Jacques is also a Round.

Listen again and try to sing along with the "Boomdiallas".

Listen once more and try to make up some actions to go with the words.



Perform your actions along with the video for someone in your family.

Challenge: Use your soft and sweet singing voice to sing the song and do your actions **without** the video.

Here are the words

I like the flowers

I like the daffodils

I like the mountains (clap)

I like the rolling hills

I like the fire side when the lights are low

Boomdiala, boomdiala, boomdiala, boomdiala

And finally, practice singing "Down By The Bay" again with someone.

Have fun 😊

