

NAME: _____



Learning from Home

Unit: 10 Early Stage 1 Kindergarten



Term 3 Week 10 2021

Websites for Learning

- TNPS school website: <https://turramurrn-p.schools.nsw.gov.au> Learning From Home Packages are located.
- Department of Education *Learning from Home*: <https://education.nsw.gov.au/teaching-and-learning/curriculum/learning-from-home>

Should you need to contact your child's teacher please use the following emails:

KW Marianne Galluzzo marianne.galluzzo@det.nsw.edu.au

KK Kierly Wiggins kierly.wiggins1@det.nsw.edu.au

ENGLISH

- Word Book Online (username: tnps and password: tnps) <https://www.worldbookonline.com/kids/home>
- Story Box Library (username: tnps and password: tnps) www.storyboxlibrary.com.au
- Alpha Blocks Learn To Read <https://www.youtube.com/embed/s7LjGDcXqcs>
- ABCya Lily Pad Pond <https://www.abcya.com/games/lily-pad-pond>
- Rhyming Bats Game https://www.abcya.com/games/alphabats_rhyming
- Keyboarding Zoo Typing https://www.abcya.com/games/keyboarding_practice
- ABC Education- Rhyme Time Game <https://www.scootle.edu.au/ec/viewing/L7857/index.html>
- Little Red Riding Hood <https://www.youtube.com/embed/LDMWJCrDVMl>
- Storyline Online <https://www.storylineonline.net/> - videos featuring celebrated actors reading children's books alongside illustrations.

MATHEMATICS

- <https://education.nsw.gov.au/campaigns/mathematics/everyday-maths> Fun, creative and practical activities to develop everyday Maths skills
- Mathletics <https://www.mathletics.com/au/>
- Add and Subtract from 10 https://www.abcya.com/games/kindergarten_word_problems_add_subtract
- Using a Number Line to Add <https://www.coolmath4kids.com/math-help/addition/yardstick-addition>
- Jet Ski Addition Game <https://www.coolmath4kids.com/math-games/jet-ski-addition?tid=15>
- Connect the Dots Counting https://www.abcya.com/games/connect_the_dots
- ABC Splash Mathematics activities for K-10 <https://education.abc.net.au/home#!/resources-/mathematics>

SCIENCE AND TECHNOLOGY

- Cornflour Slime Experiment <https://www.questacon.edu.au/outreach/programs/science-circus/videos/cornflour-slime>
- Falling Marbles Experiment <https://www.questacon.edu.au/outreach/programs/science-circus/videos/falling-marbles>
- ABC Splash Science <https://education.abc.net.au/home#!/resources/-/science> Features short videos that provide information with question prompts to guide discussion or lead to further research topics.
- ABC Education- How Do You Know When Rain is Coming? <https://education.abc.net.au/home - !/media/30177/how-do-you-know-when-rain-is-coming->

CREATIVE ARTS

- Dance exploration <https://www.gonoodle.com/>
- Drama Activities for K-3 Students <https://www.teachstarter.com/au/blog/drama-games-lesson-ideas-activities-for-kids-k-3/>

PERSONAL DEVELOPMENT / HEALTH / PHYSICAL EDUCATION

- 000 Hero <http://kids.triplezero.gov.au/> for K-2 children. An interactive game that promotes safety messages and how to act in an emergency.
- Cosmic Yoga has great creative yoga videos that are easy for children to follow. <https://www.youtube.com/user/CosmicKidsYoga>



KK Zoom Classes WEEK 10 TERM 3 2021

PLEASE NOTE THE CHANGE FOR *Wellbeing Wednesday*.

- On Wednesday students will participate in a range of wellbeing activities outlined in their Learning from Home package.

Monday 13/9/21 Tuesday 14/9/21 Thursday 16/9/21 Friday 17/9/21	Zoom Meeting ID		Zoom Meeting Password	
	Morning am	Afternoon pm	Morning am	Afternoon pm
	663 8187	671 3478	011059	027420
	5093	9517		
Wednesday 15/9/21	Kindness, Wellbeing and House Spirit activities as outlined in the Learning from Home Pack (No Zoom classes today)			

Students need to access Zoom via <https://nsweducation.zoom.us/> and are required to use their **DoE student portal login** to gain access. **The DoE user ID and DoE password will be the same as last week.**

Monday 13/9/21, Tuesday 14/9/21, Thursday 16/9/21, Friday 17/9/21

Time	Class
9.30am	KK & KW & 5T & 6B
10.30am	1F & 1W & 2M & 2R
11.30am	3R & 3H & 4H
12.15pm	KK & KW & 5T & 6B
1.30pm	1F & 1W & 2M & 2R
2.15pm	3R & 3H & 4H

Week 10 Term 3 – Learning from Home

Early Stage 1

You may need help from a parent/carer and possibly resources from your teacher.

	Monday	Tuesday	Wednesday	Thursday	Friday
Morning	English Spelling/Phonics Reading/Writing 9.30 Zoom KK and KW Intro of this week's sounds	English Spelling/Phonics Reading/Writing 9.30 Zoom KK and KW Crocodile informative text	English Spelling/Phonics Reading/Writing NO ZOOM	English Spelling/Phonics Reading/Writing 9.30 Zoom KK and KW Wombat Facts News – Something I am grateful for	English Spelling/Phonics Reading/Writing 9.30 Zoom KK and KW Spirit Week Celebrations – Wear your house colours.
Break	Break	Break	Break	Break	Break
Middle	Mathematics	Mathematics	Mathematics	Mathematics	Mathematics
Break	Break	Break	Break	Break	Break
Afternoon	12.15 Zoom KK and KW Review informative texts STEM	12.15 Zoom KK and KW Story time Art	NO ZOOM Wellbeing Wednesday	12.15 Zoom KK and KW News – Something I am grateful for PDHPE	12.15 Zoom KK and KW Weekly Wrap Up Fun Friday!



This week is Spirit Week.

Within your pack you will find some SPIRIT Challenges for you to complete.

For each SPIRIT challenge you complete, you will receive a house token.

There are bonus tokens available for students who show extra SPIRIT.

You should share your completed challenges with your teacher during your Zoom lessons.

Monday: House Mascot Challenge

Tuesday: Design a House Poster

Wednesday: Create a House Cheer

Thursday: House Sporting Challenges and Invitation for Friday's Zoom

Friday: House Colour Dress Up Zoom Meetings



MONDAY - English

Spelling

- Sound of the week “soft c sound (s)” and “qu”.
- Watch the following video <https://youtu.be/SIZb4z7p-Dg>
- Complete the c worksheet
- Complete the worksheet on the soft c and hard c.

Reading and Writing

- **Sentence of the Day – write a sentence about a circus.**
- Use the scaffold to write a recount about your weekend in your workbook. Try and use adjectives to describe your weekend in more detail.
- Complete the star words task.
- Complete the Pete the Cat adjectives worksheet.
- Complete the autumn handwriting task.
- Watch the story ‘Here comes the crocodile’. <https://www.youtube.com/embed/Oi75Txx-zil>
Create a river scene using the different animals and glue it into your workbook. Write a few sentences about your river scene.

MONDAY - Mathematics

- Complete the colour by number 100s chart. Colour each number the correct colour to reveal the mystery picture.
- Complete the Monkey Madness worksheet.
- Complete the missing patterns worksheet.
- Play the 10 count on and count back game. See how many different answers you can get. Use counters/lego to help you.

MONDAY – STEM

- Paper Plate Marble Run
- Using a paper plate or cardboard box or anything else you think would work and materials from home create a marble run.
- Here are some ideas of how you could make yours.
- Take a photo and send it to your teacher.

Complete the Monday Spirit Week Challenge.



Watch the following video <https://youtu.be/SIZb4z7p-Dg>

This week we are learning the /s/ sound made by the letter **c**.



Can you hear the /s/ sound at the start of the word **cent**?










Say /s/ **loud**! Now say it quietly.

In some words, the /s/ sound is not made by the letter s, it is made by the letter c. In these words, the letter c is not saying /c/ like in cat, it is saying /s/ like in cent.

Soft c = c like in cent

Hard c = c like in cat

Your job for today: circle the focus grapheme "c" saying /s/ in each word. ONLY colour the pictures that have the **soft c** sound.

<p>cent</p> 	<p>tent</p> 	<p>bicycle</p> 
<p>face</p> 	<p>celery</p> 	<p>table</p> 
<p>car</p> 	<p>snake</p> 	<p>city</p> 

Can You See Hard and Soft C?

Say the name of each picture word. If the word has a soft c sound, circle it. If the word has a hard c sound, draw a box around it.



candy



cane




celery



cymbals



circus



camel



cents



car



coat



can



circus




pencilc

Can you think of any other words that use the soft c sound?

Draw a picture and try writing them below:

SENTENCE OF THE DAY

☐

Capital letter

ABC

☐

End punctuation

! ? .

☐

Spaces between words

☐

Describing word



Recount Writing

Write a recount about what you did on the weekend.
Remember to use the following format when writing:

On the weekend I _____

Then _____

Next _____

You may like to add a personal comment at the end of how you felt.

Complete this activity in your scrap book and draw a picture.

Editing Checklist:

☐ Capital letters

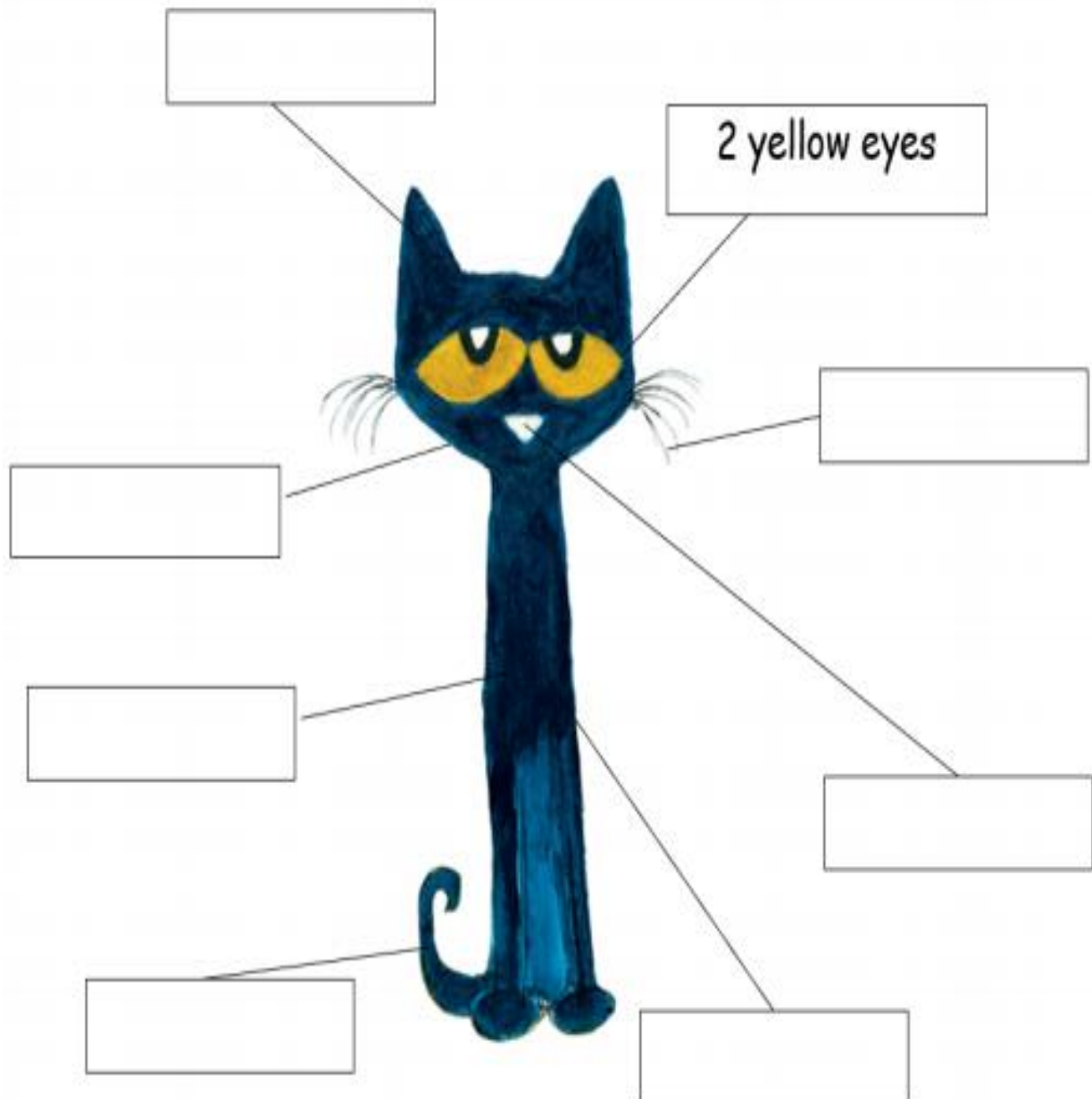
☐ Full stops

☐ Finger spaces

☐ It makes sense

Watch the following video https://www.youtube.com/embed/fj_z6zGQVyM

Label **Pete the Cat**. Don't forget to use adjectives to describe the colour, shape, size, amount of each body part. One has been done for you. To spell the words, **say the word slowly and write the sounds you hear**.



Trace and practice writing the words

came

all

off

like

his

out

Adrian Adrian Adrian

In autumn, I start to get colder.


The leaves fall from the trees.

Adrian's

My River

Cut out the animals to create a river scene on the next page. You can also draw your own scene if you like. Glue your river scene into your workbook and write one or two sentences about your river.









Hundreds Chart Mystery Picture

1	2	3	4	5	6	7	8	9	10
11	12	13	14	15	16	17	18	19	20
21	22	23	24	25	26	27	28	29	30
31	32	33	34	35	36	37	38	39	40
41	42	43	44	45	46	47	48	49	50
51	52	53	54	55	56	57	58	59	60
61	62	63	64	65	66	67	68	69	70
71	72	73	74	75	76	77	78	79	80
81	82	83	84	85	86	87	88	89	90
91	92	93	94	95	96	97	98	99	100


Yellow: 5, 6, 14, 24, 33, 42, 43, 52, 53, 62, 63, 73


Blue: 1, 2, 3, 4, 7, 8, 9, 10, 11, 12, 13, 18, 19, 20, 21, 22,
23, 29, 30, 31, 32, 37, 38, 39, 40, 41, 47, 48, 49, 50,
51, 56, 57, 58, 59, 60, 61, 66, 70, 71, 72, 76, 78, 80,
81, 82, 83, 86, 87, 88, 90, 91, 92, 93, 100

Pink: 15, 16, 17, 25, 26, 27, 28, 34, 35, 36, 44, 45,
46, 54, 55, 64, 65, 67, 68, 69, 74, 75, 77, 79, 84,
85, 89, 94, 95, 96, 97, 98, 99

Add an eye to the picture.



Oh no!  Mr Monkey has mixed-up all the dots and we must quickly subitise and find a pattern to find the total. You have...to explain to Mr Monkey what pattern you saw and how you worked out the total.




What did you see?


What is the total? How many altogether?

Number sentence: _____

Patterns – identifying missing elements

- 1  Draw the missing parts.



- 2  Find a partner. Together make a pattern using ○△□. Ask your partner to hide their eyes while you take 1 block out. Can they tell you which one is missing? Swap jobs.

10 COUNT ON ☆

$$\square + \square = 10$$

Number rolled

How many
more to
make 10?
(count on)

10 COUNT BACK ☆

$$10 - \square = \square$$

Number rolled

How many
less to make
0
(count back)



House Mascot Competition

Dress your soft toy, pet or willing sibling in your best house colours!

Or

Design a costume for a brand new house mascot that could attend the TNPS Carnivals.

Don't forget: house points are on offer!



Design your house mascot here:

TUESDAY - English

Spelling

- Sound of the week “soft c sound (s)” and “qu”.
- Watch the following video <https://youtu.be/SIZb4z7p-Dg>
- Complete the cut and paste c sound worksheet.
- Play fluency zap.

Reading and Writing

- **Sentence of the Day – write a sentence about a city.**
- Complete the winter handwriting task.
- Complete the activity on writing an informative text on crocodiles.

TUESDAY - Mathematics

- Complete the colour by number 100s chart. Colour each number the correct colour to reveal the mystery picture.
- Complete the number patterns worksheet.
- Play the 20 count on and back game. See how many different answers you can get. Use counters/lego to help you.

TUESDAY – Art

- Complete the art activity from Mrs Plasto.

Complete the Spirit Week Challenge for today.

Phonics - soft c like in cent

Hard 'c' Sound

twinkl
www.twinkl.co.uk

Soft 'c' Sound

twinkl
www.twinkl.co.uk

Cut and sort the pictures below into "soft c" or "hard c". If the word has both a soft c and hard c, stick it in the middle.



cat



car



celery



city




camel



cap



centipede



icicles




cold





dice


Time yourself to see how fast you can complete the card. Try again and see if you can beat your time.


FLUENCY ZAP


























 pig

 ring

 fish






Record your time: ① ② ③

@theyoungeducator

SENTENCE OF THE DAY


☐

Capital letter

ABC

☐

End punctuation

?!.

☐

Spaces between words


☐

Describing word



Winter

winter

Winter

It is cold in winter.

In winter, the days are shorter.

Winter is

Crocodiles – Writing an informative text

Watch the video Amazing Crocodile by Nat Geo Kids

<https://www.youtube.com/embed/qyTNzTYFqlw> and visit World Book online

<https://www.worldbookonline.com/kids/home#article/ar830466> to learn about crocodiles.

Your login is tnps and password is tnps for World Book Online

Use these words to complete the sentences.

eggs reptile rivers fresh
sharp scales cold fish

A crocodile is a _____.



It is a _____-blooded animal.

Crocodiles lay _____.

A crocodile lives in _____ and lakes.



It can live in _____ or salt water.



A crocodile has _____ teeth and is covered in _____.



It eats _____ and birds.

Draw a crocodile and label it. Use these words.


short legs

powerful tail

pointed snout

sharp teeth

scaly skins



Hundreds Chart Mystery Picture

1	2	3	4	5	6	7	8	9	10
11	12	13	14	15	16	17	18	19	20
21	22	23	24	25	26	27	28	29	30
31	32	33	34	35	36	37	38	39	40
41	42	43	44	45	46	47	48	49	50
51	52	53	54	55	56	57	58	59	60
61	62	63	64	65	66	67	68	69	70
71	72	73	74	75	76	77	78	79	80
81	82	83	84	85	86	87	88	89	90
91	92	93	94	95	96	97	98	99	100

Black: 13, 23, 33, 66, 67, 68, 69, 72, 73, 74, 76, 79,
82, 84, 86, 89, 92, 93, 94, 96, 97, 98, 99



Green: 71, 75, 80, 81, 85, 90, 91, 95, 100







Red: 16, 17, 18, 19, 28, 29, 38, 39, 42, 43, 44, 45, 46,
47, 48, 49, 52, 53, 54, 55, 56, 57, 58, 59, 62, 63, 64,
65





Yellow: 77, 78, 83, 87, 88







Blue: 1, 2, 3, 4, 5, 6, 7, 8, 9, 10, 11, 12, 14, 15, 20, 21, 22,
24, 25, 30, 31, 32, 34, 35, 40, 41, 50, 51, 60, 61, 70

Patterns – introducing number patterns

- 1   Say each pattern out loud. Write numbers to match.

					
<div style="border: 1px solid black; width: 40px; height: 40px; display: flex; align-items: center; justify-content: center;">2</div>	<div style="border: 1px solid black; width: 40px; height: 40px; display: flex; align-items: center; justify-content: center;">1</div>	<div style="border: 1px solid black; width: 40px; height: 40px;"></div>	<div style="border: 1px solid black; width: 40px; height: 40px;"></div>	<div style="border: 1px solid black; width: 40px; height: 40px;"></div>	<div style="border: 1px solid black; width: 40px; height: 40px;"></div>
circles	triangle	circles	triangle	circles	triangle

			
<div style="border: 1px solid black; width: 40px; height: 40px;"></div>	<div style="border: 1px solid black; width: 40px; height: 40px;"></div>	<div style="border: 1px solid black; width: 40px; height: 40px;"></div>	<div style="border: 1px solid black; width: 40px; height: 40px;"></div>
squares	triangles	squares	triangles

					
<div style="border: 1px solid black; width: 40px; height: 40px;"></div>	<div style="border: 1px solid black; width: 40px; height: 40px;"></div>	<div style="border: 1px solid black; width: 40px; height: 40px;"></div>	<div style="border: 1px solid black; width: 40px; height: 40px;"></div>	<div style="border: 1px solid black; width: 40px; height: 40px;"></div>	<div style="border: 1px solid black; width: 40px; height: 40px;"></div>
circle	triangles	circle	triangles	circle	triangles

- 2   Make this pattern with blocks. Draw it.

<div style="border: 1px dashed black; width: 60px; height: 40px;"></div>	<div style="border: 1px dashed black; width: 60px; height: 40px;"></div>	<div style="border: 1px dashed black; width: 60px; height: 40px;"></div>	<div style="border: 1px dashed black; width: 60px; height: 40px;"></div>	<div style="border: 1px dashed black; width: 60px; height: 40px;"></div>	<div style="border: 1px dashed black; width: 60px; height: 40px;"></div>
<div style="border: 1px solid black; width: 40px; height: 40px; display: flex; align-items: center; justify-content: center;">2</div>	<div style="border: 1px solid black; width: 40px; height: 40px; display: flex; align-items: center; justify-content: center;">1</div>	<div style="border: 1px solid black; width: 40px; height: 40px; display: flex; align-items: center; justify-content: center;">2</div>	<div style="border: 1px solid black; width: 40px; height: 40px; display: flex; align-items: center; justify-content: center;">1</div>	<div style="border: 1px solid black; width: 40px; height: 40px; display: flex; align-items: center; justify-content: center;">2</div>	<div style="border: 1px solid black; width: 40px; height: 40px; display: flex; align-items: center; justify-content: center;">1</div>
circles	square	circles	square	circles	square

20 COUNT ON☆☆

$$\square + \square = 20$$

Number
rolled

How many
more to make
20?
(count on)

FIG - COUNTING

©The Young Educator

20 COUNT BACK☆☆

$$20 - \square = \square$$

Number
rolled

How many
less to make
0?
(count back)

FIG - COUNTING

©The Young Educator

Create a Face

Everybody is unique. Using what you have at home create a person. The kitchen pantry and cupboards are a good place to start. Check with someone at home to find out what you can use. You may also gather things from outside. Once you have created your person, take a photo

Look below for some inspiration.





Design your own House Poster

Today your task is to create a poster that advertises your school house: Finders, Macquarie, Sturt or Phillip.

Your poster should show how great your house is!

Don't forget to use lots of your house colour.

Don't forget: house points are on offer!



Design your house poster here:

WEDNESDAY - English

Spelling

- Sound of the week “soft c sound (s)” and “qu”.
- Watch the following video https://youtu.be/_Nawc37HyTQ
- Complete the ‘qu’ worksheet.
- Complete the ‘qu’ cut and paste activity.

Reading and Writing

- **Sentence of the Day – write a sentence about a queen.**
- Complete the Pete the Cat using adjectives in a sentence activity.
- Watch the story Diary of a Wombat by Jackie French
- What was your favourite part of the story? Write a sentence or two about your favourite part of the story.
- Choose one of the readers to read and answer the questions - 3 levels (★ Easier ★
★ More challenging ★ ★ ★ most challenging.) You may choose to do more than one.

WEDNESDAY - Mathematics

- Complete the colour by number 100s chart. Colour each number the correct colour to reveal the mystery picture.
- Create a poster in your workbook (2 pages) about everything you know about patterns. You can use pictures and words to show what you know.
- Play the 30 count on and back game. See how many different answers you can get. Use counters/lego to help you.

WEDNESDAY – Wellbeing Wednesday

- Complete some of the activities from the Kindness Grid.


Complete the Spirit Week Challenge activity for today.

Qu Phonics Activity Sheet

Find the things that start with the qu sound and draw a circle around them. Trace the letter **qu** where you see it. Colour the pictures.



queen




quack




ship



quiz



cow



goat



quill



coin


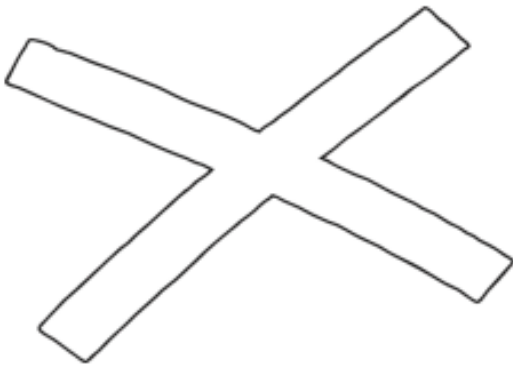




quick



qu Words Cut and Paste

Can you make words to match the pictures?



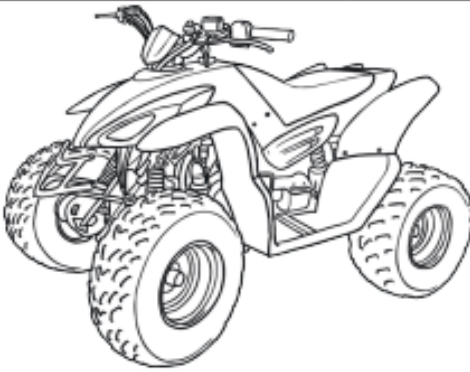

					
					

qu	qu	ee	i	i	i
qu	qu	n	d	t	z



qu Words Cut and Paste


Can you make words to match the pictures?

s	qu	a	ck	qu	qu	
a	d	i	qu	ck	i	d



SENTENCE OF THE DAY

☐

Capital letter

ABC

☐

End punctuation

?!.

☐

Spaces between words

☐

Describing word






Find your labels from yesterday's writing lesson.
Turn your labels into at least 2 sentences to
describe **Pete the Cat**.

For example: Pete the Cat has a long skinny blue
body. He has 2 yellow eyes and a curly tail.

Make sure you use:

- ☐ Capital letters **ABC**
- ☐ Punctuation **. ! ?**
- ☐ Finger spaces 
- ☐ Neat handwriting 

Listen to the story 'Diary of a Wombat' by Jackie French. <https://www.youtube.com/embed/WxNL4g4aW2YE>



In your workbook write a sentence or two about your favourite part of the story. Draw a picture to go with sentences.

Editing Checklist:

- ☐ Capital letters
- ☐ Full stops
- ☐ Finger spaces
- ☐ It makes sense



Name _____



Directions: Draw a picture for each word.

duck



bed

hog

box

frog

sock



Name _____



Directions: Circle the blend or dipthong that begins each word.



st
sl
sp



sn
ch
sh



dr
tr
pr



cl
cr
sl



ch
cl
cr



gr
gl
pr




Reader-Grandma Dot

<https://portal.flyleafpublishing.com/wp-content/uploads/books/31-Grandma-Dot-Companion/mobile/index.html#p=1>

Draw and Write

Draw a picture of something that Grandma Dot loves in the book *Grandma Dot*, then write about what she loves. Share what you wrote with someone.

Hundreds Chart Mystery Picture

1	2	3	4	5	6	7	8	9	10
11	12	13	14	15	16	17	18	19	20
21	22	23	24	25	26	27	28	29	30
31	32	33	34	35	36	37	38	39	40
41	42	43	44	45	46	47	48	49	50
51	52	53	54	55	56	57	58	59	60
61	62	63	64	65	66	67	68	69	70
71	72	73	74	75	76	77	78	79	80
81	82	83	84	85	86	87	88	89	90
91	92	93	94	95	96	97	98	99	100

Green: 4, 8, 13, 14, 15, 17, 18, 19, 23, 25, 26, 27, 29, 35,
36, 37, 44, 45, 46, 47, 48, 53, 54, 58, 59, 63, 69

Yellow: 1, 2, 3, 11, 12, 21, 83, 84, 85, 86, 87, 88, 89

Dark blue: 91, 92, 93, 94, 95, 96, 97, 98, 99, 100

Brown: 56, 66, 76

Light blue: 5, 6, 7, 9, 10, 16, 20, 22, 24, 28, 30, 31, 32,
33, 34, 38, 39, 40, 41, 42, 43, 49, 50, 51, 52, 55, 57,
60, 61, 62, 64, 65, 67, 68, 70, 71, 72, 73, 74, 75, 77,
78, 79, 80, 81, 82, 90

30 COUNT ON☆☆☆

<div style="border: 1px solid black; width: 50px; height: 50px; margin: 0 auto;"></div>	+	<div style="border: 1px solid black; width: 50px; height: 50px; margin: 0 auto;"></div>	= 30
Number rolled		How many more to make 30? (count on)	

30 COUNT BACK☆☆☆

30 -	<div style="border: 1px solid black; width: 50px; height: 50px; margin: 0 auto;"></div>	=	<div style="border: 1px solid black; width: 50px; height: 50px; margin: 0 auto;"></div>
	Number rolled		How many less to make 0? (count back)

Spreading Kindness and Appreciation

Choose Your Own Adventure Grid



Create a rainbow of kindness. Complete activities from the grid below to add to your rainbow of kindness on the next page.

While you are on your walk, collect three pieces of rubbish.	Help make a meal at home.	Find something you don't play with often and see if you can find a new use for it.
Clean your room without being asked.	Make a thank you card for a family member.	Plant something in your garden.
Offer to do a job around the house.	Read to someone or a pet.	Design a 'Be Kind' tattoo or sticker.
Make a list of kindness synonyms.	Make a kindness collage.	Share an encouraging song with others.
Describe something kind you have done this week.	Make a joke book and share the jokes with others.	Make a healthy fruit salad and share it with your family.
What is kindness? Write or draw pictures to show what kindness means.	Use chalk to write a kindness message on your driveway.	Make a list of 10 random acts of kindness anyone could do.
Create a poster with a kindness quote, symbol or image.	Draw a picture and write a letter to someone in a nursing home to brighten their day.	Write a play with a kindness theme, message or moral.
Spend at least thirty minutes doing something you enjoy doing.	Write a letter to an essential services person detailing your appreciation for their efforts.	Create an advertisement for kindness. It could be a poster or TV advertisement.
Write an acrostic poem using the letters of the word kindness.	List five ways kindness is like chocolate.	Compose a song about kindness.
Think about someone you know who is kind. What makes them kind? Draw and write about them.	Draw, paint or create something special and give it to someone to show your appreciation of them.	Make a card using words of encouragement and kindness to show your appreciation of someone who deserves it.
Research examples of people who have demonstrated kindness to make our world a better place. Write an information report about them.	Find a book or movie with a kindness theme and write a review of it.	Make a Venn diagram to compare the similarities and differences between the meaning of the words 'kindness' and 'appreciation'.



Spreading Kindness and Appreciation
Choose Your Own Adventure Grid

Random Acts of

KINDNESS

Write your acts of kindness into the rainbow.

2





Write a house cheer

Today your task is to write your own house cheer for your house: Sturt, Phillip, Macquarie or Flinders.

You may like to consider:

- Is your cheer catchy?
- Does your cheer rhyme?
- Does your cheer have music or a beat?

Don't forget: house points are on offer!



[illegible]

THURSDAY - English

Spelling

- Sound of the week “soft c sound (s)” and “qu”.
- Watch the following video https://youtu.be/_Nawc37HyTQ
- Complete the roll and read ‘qu’ words.
- Write sentences in your workbook using some ‘qu’ words from the roll and read activity.
- Play fluency zap.

Reading and Writing

- **Sentence of the Day – write a sentence about a quoll.**
- Complete the star words task.
- Complete the spring handwriting task.
- Watch the video on Wombat facts <https://www.youtube.com/watch?v=HNq8mjYDLSE>
- Label the wombat.
- Choose one of the readers to read and answer the questions - 3 levels (★ Easier ★
★ More challenging ★★ ★ most challenging.) You may choose to do more than one.

THURSDAY - Mathematics



- Complete the colour by number 100s chart. Colour each number the correct colour to reveal the mystery picture.
- Watch the following video on time <https://youtu.be/3Posbu-VKxU>
- Complete the what time is it worksheet. There are 2 levels to choose from or you can do both.
- Play What’s the time Mr Wolf with some family members.

THURSDAY – PDHPE

- Complete the activities from Mrs Deck.


Complete your Spirit Week Challenge activity for today.


Phase 3 Roll and Read - qu


	quiz	quit	quick	quack	quiff
	quid	quill	quail	queen	quip
	queen	quiff	quill	quick	quiz
	quit	quack	quid	quail	quip
	quill	quit	quack	queen	quail
	quip	quick	quack	quill	quid

Time yourself to see how fast you can complete the card. Try again and see if you can beat your time.










FLUENCY ZAP











pop











frog


mop

101★








Record your time: ① ② ③

@Hieyoungeducator

SENTENCE OF THE DAY

☐

Capital letter

ABC

☐

End punctuation

.,?!

☐

Spaces between words

☐

Describing word



Trace and practice writing the words

was

are

you

time

day

from

like

COLOUR BY SIGHT WORDS

Use the key below to help you colour the picture.

red was

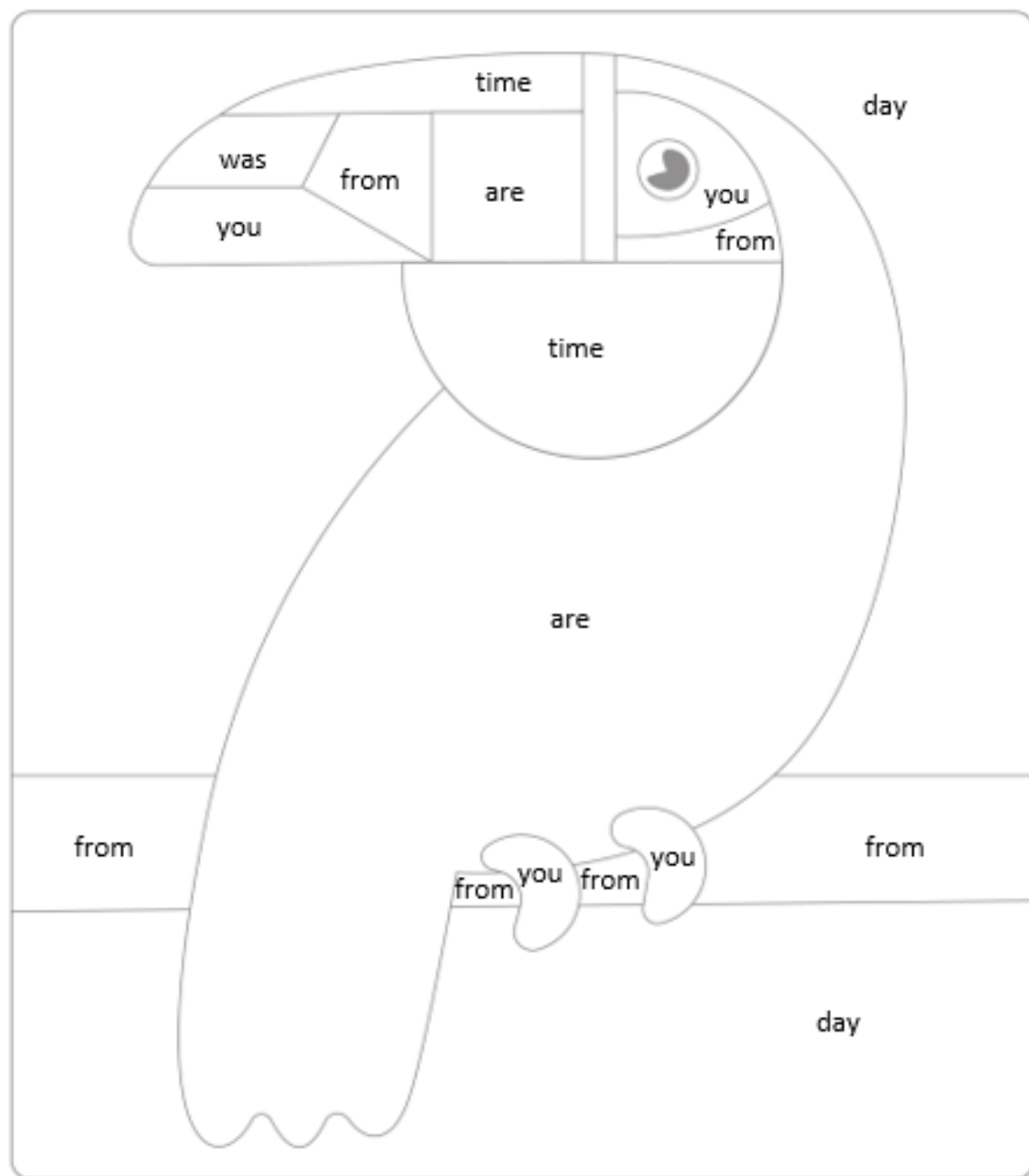
orange you

blue day

pink are

yellow time

green from



Spring

spring

Spring

The flowers bloom in spring.

In spring I start to get warmer.

Spring is

Parts of a Wombat

Word Bank

rounded body

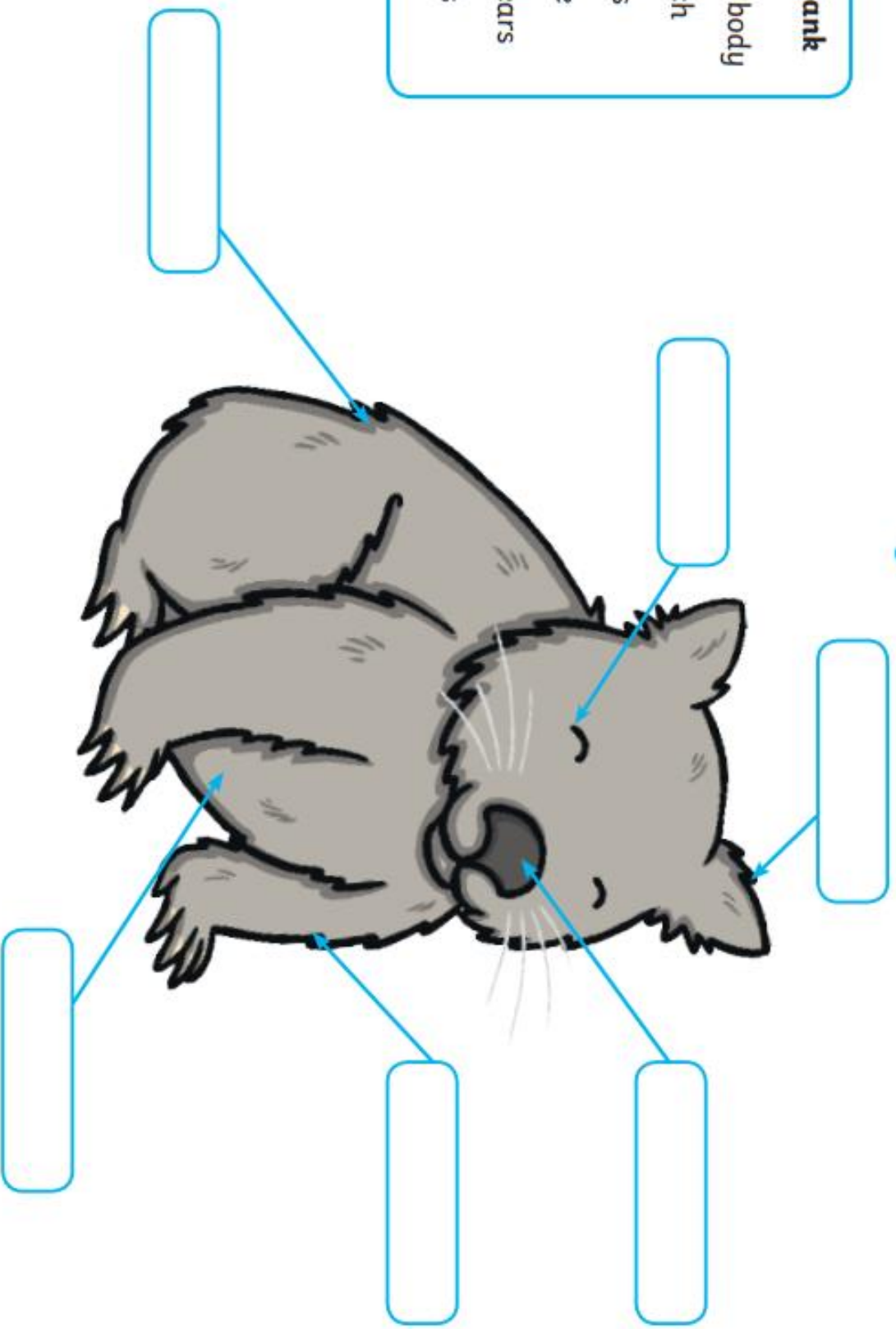
pouch

legs

nose

small ears

eyes





Name _____



Directions: Read each question.
Write yes or no in the box.

1. Can Ted go on a trip?

yes

2. Can a bus jog?

3. Can Meg sing?

4. Can Ted hum?

5. Can a dog clap?



Name _____



Directions: Read each sentence. If it is a nice thing to say or do, draw a happy face. If not, draw a sad face.

1. I will pinch you.	
2. I like you.	
3. You can play with us.	
4. You look like a frog.	
5. I will help you pick it up.	
6. You smell funny.	
7. I like your socks.	



Reader – Balls <https://portal.flyleafpublishing.com/wp-content/uploads/books/38-Balls/mobile/index.html#p=1>

Draw and Write

Choose your favorite sports ball and write a description of it. You can start your writing with: "This ball is a" Draw a picture to go with your writing. You may choose to include labeled diagrams in your picture. When you are finished, share your work with someone.

Four sets of horizontal lines for writing, each consisting of a solid top line, a dashed middle line, and a solid bottom line.



Emergent Reader 38: Balls
Day 1 Homework Sheet

Hundreds Chart Mystery Picture

1	2	3	4	5	6	7	8	9	10
11	12	13	14	15	16	17	18	19	20
21	22	23	24	25	26	27	28	29	30
31	32	33	34	35	36	37	38	39	40
41	42	43	44	45	46	47	48	49	50
51	52	53	54	55	56	57	58	59	60
61	62	63	64	65	66	67	68	69	70
71	72	73	74	75	76	77	78	79	80
81	82	83	84	85	86	87	88	89	90
91	92	93	94	95	96	97	98	99	100

Green: 4, 8, 13, 14, 15, 17, 18, 19, 23, 25, 26, 27, 29, 35,
36, 37, 44, 45, 46, 47, 48, 53, 54, 58, 59, 63, 69

Yellow: 1, 2, 3, 11, 12, 21, 83, 84, 85, 86, 87, 88, 89

Dark blue: 91, 92, 93, 94, 95, 96, 97, 98, 99, 100

Brown: 56, 66, 76

Light blue: 5, 6, 7, 9, 10, 16, 20, 22, 24, 28, 30, 31, 32,
33, 34, 38, 39, 40, 41, 42, 43, 49, 50, 51, 52, 55, 57,
60, 61, 62, 64, 65, 67, 68, 70, 71, 72, 73, 74, 75, 77,
78, 79, 80, 81, 82, 90



Name: _____

WHAT TIME IS IT, KINDERGARTEN?




Using the hour hand (little hand) and minute hand (long hand), make the times on your analogue clock. Draw the hands onto the clock to show the correct time.

4 o'clock	
10 o'clock	
3 o'clock	



Name: _____

What time is it,
Kindergarten?



Fill in the missing time by drawing the hour hand and minute hand on the clocks or write numbers to show the correct digital time.

4 o'clock		
_____ o'clock		
9 o'clock		

Revision of Road Safety Messages

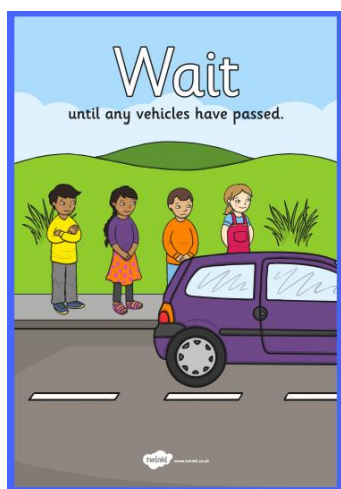
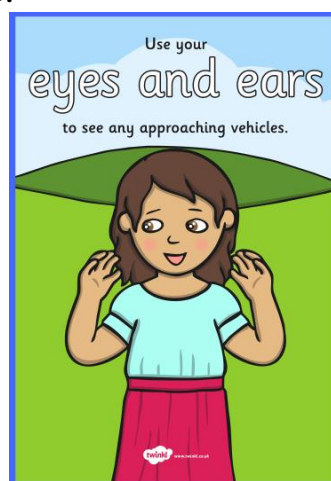

Well done Kindergarten you have finished your Road Safety unit. During this period of learning from home, many families have been enjoying more walking and cycling around their local area. I hope this road safety unit has helped you learn the key road safety messages and you are using them to stay safe when out and about with your families.

Let's revise the key road safety messages you have been taught over the term.

Read them below with a parent, care-giver or teacher.

- Hold a grown-up's hand when you cross the road
- Hold a grown-up's hand when you're on the footpath
- Hold a grown-up's hand when you're in a car park
- Click, clack, front and back
- Always buckle up safely
- Get in and out of the car on the footpath side
- Wait till the bus has gone and then use a safe place to cross
- Ride your bike away from the road

Activity 1 - Look at the road safety posters below. Use these to give you some ideas for drawing your own road safety brochure on the next page.



Draw pictures in each box and write down your road safety messages below.

£




z



4



Road Safety



twinkl.com

1

Activity 2 – PE Activity – Choose your score

How to solve problems when moving?

You will:

- create rules to apply a scoring system with different targets
- perform the overarm throw using 4 key components
- reflect upon your performance and identify ways to perform a throw more successfully

You will need:

- Help from an adult
- A soft object to throw (for example, soft ball, pair of socks, soft toy, crumpled-up paper)
- An object or landmark to create a target for the object to hit (for example, bucket, a long piece of string laid in a circle, an 'X' formed by two pieces of tape/material, a t-shirt laid on the ground, a chair/bench, a wall, a tree)

Let's Play

- Choose a safe playing area where you can throw a number of soft objects. Create 5 targets that you can safely throw a soft object towards. Place each of these targets at different distances from the 'starting line'.
 - Give each target a different point value. Consider how far the target is from the 'starting line' and the size of the target compared to others. The target you consider to be the hardest to hit should be worth 5 points. The easiest to hit should be worth 1 point.
 - Discuss with your teacher or parent/caregiver how you decided the point value for your 5 targets.
 - Review the pictures below for an example of the throw overarm. Focus on these important parts while throwing
- a) Eyes (Eyes focused on target area throughout the throw.)
 - b) Side on (Stand side-on to target area.)
 - c) Step forward (Step towards target area with opposite foot to throwing arm.)
 - d) Follow through (Throwing arm follows through, down and across the body.)



Play the game 'Choose your score' using the overarm throw.

- To complete the challenge, you need to hit all of your 5 targets and score 15 points. You may choose the order in which you attempt to hit the targets.
- Discuss with your teacher or parent/caregiver if you think the placement of your targets based on their point value is suitable. Make any adjustments that you think you need to.
- Play 'Choose your score' for a total of 5 times. Each time you play change the order that you try to hit the targets. Record how many throws were required to score 15 points.

Table 1 Choose your score

Attempt 1	Attempt 2	Attempt 3	Attempt 4	Attempt 5

Discuss the following reflective questions with your teacher or parent/caregiver.

- Identify the four important parts of an overarm throw.
- How did you adjust your throw for each of the different targets?
- How do you think you could change your throwing, so it is more accurate?

Play 'Choose your score' again.

- You may choose the number of points needed and which targets you will aim for to make that score.
- For example, you may choose the target score to be 24 points. You decide that you will try to hit the 5-point target four times then the 4 point target.
- Record your target score and how many throws you needed to achieve it.

Table 2 Choose your score

Score	Attempt 1	Attempt 2	Attempt 3

Discuss the following reflective questions with your teacher or parent/caregiver.

- How did you adjust your throw for each of the different targets?
- How do you think you could change your throwing, so it is more accurate?



Sporting Challenges:

Can you master one of the Spirit Week Sporting Challenges?

How many *balls can you juggle?

How many *soccer juggles can you do in a row?

How far can your paper aeroplane fly?

Can you keep the *ball/balloon off the ground?

*If you don't have a ball at home, scrunch up some paper to make your own ball.

Be prepared to show your sporting skills to your class and teacher on Zoom!

Don't forget: house points are on offer!





Create your own game:

Design your own game or sport.

It might be a brand new game or a combination of games or sports you already know.

Think about the equipment you'll need and what the rules are.

Don't forget: house points are on offer!



Create your own game here:

My game is called:

Equipment:

Rules:

Diagram/Picture:



Create an Invitation for the Friday 'Dress in House colours' Zoom Meeting.

On Friday, students will be invited to dress in their house colours for Zoom meetings.

Your task is to design an invitation for the Friday Zoom meetings.

You may like to use the template below or create your own.

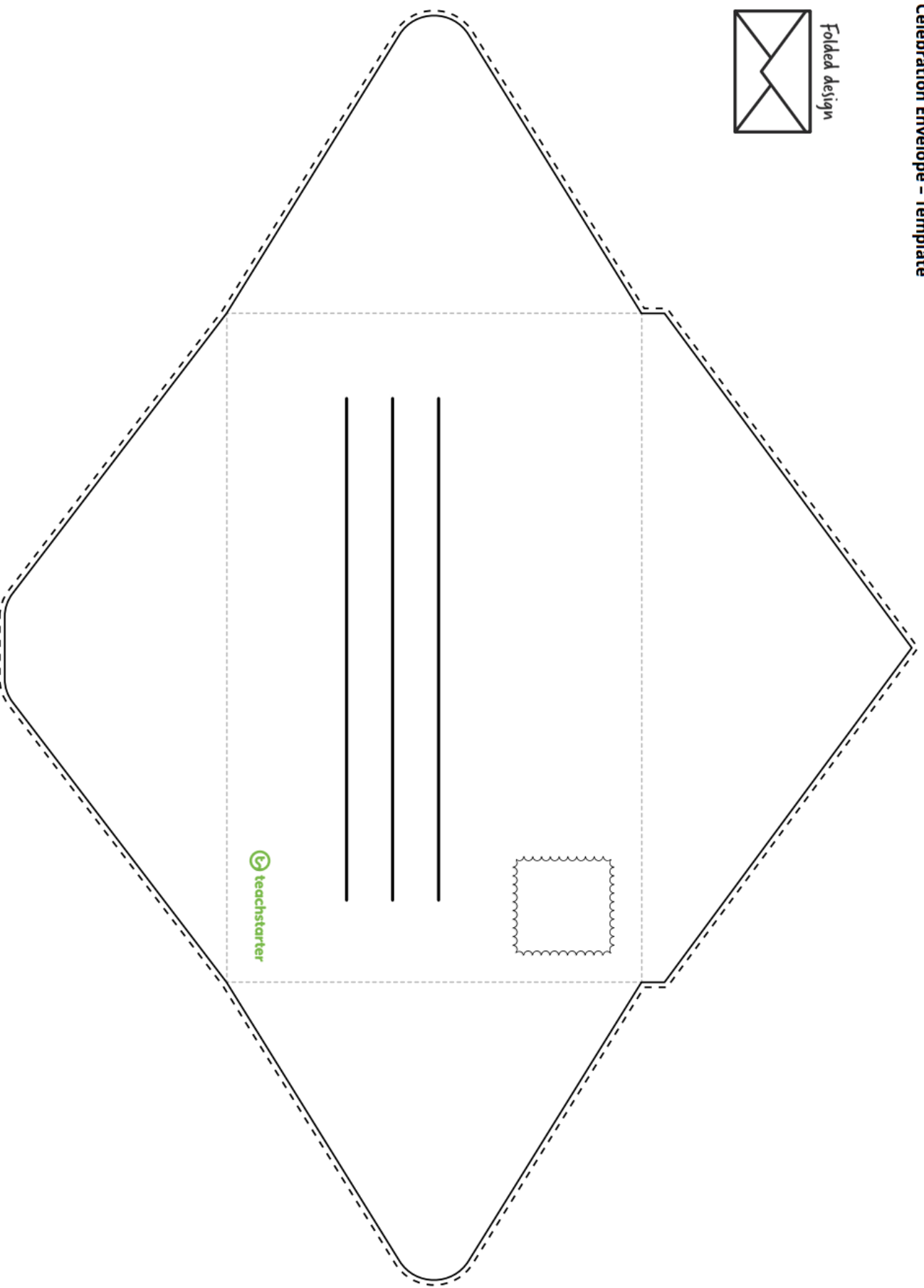
Don't forget: house points are on offer!

You are invited to...	

Date: __/__/____	To Celebrate:
Time: __:____	_____
Address:	_____
_____	_____
_____	_____
_____	_____

Celebration Envelope - Template

Folded design



Come to our morning Zoom dressed in your house colours!

FRIDAY - English

Spelling

- Sound of the week “soft c sound (s)” and “qu”.
- Watch the following video https://youtu.be/_Nawc37HyTQ
- Complete the ‘qu’ handwriting sheet.
- Complete the read it activity. How fast can you read each word?

Reading and Writing

- **Sentence of the Day – write a sentence about a quiz**
- Complete the summer handwriting task.
- Choose any animal you like and write an informative text about it. Use the template provided to help you.

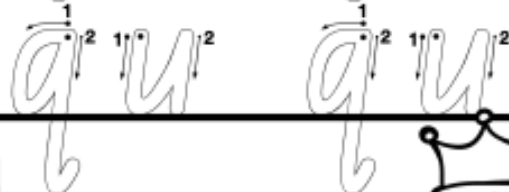
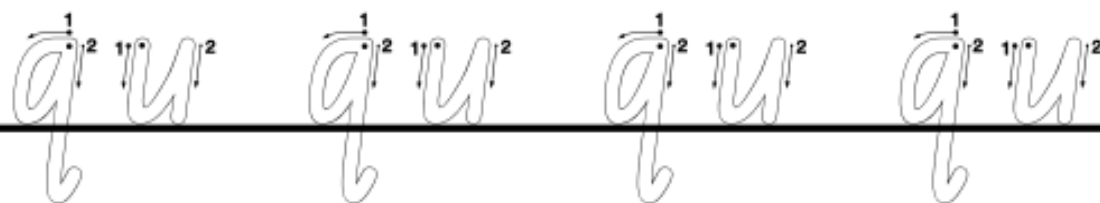
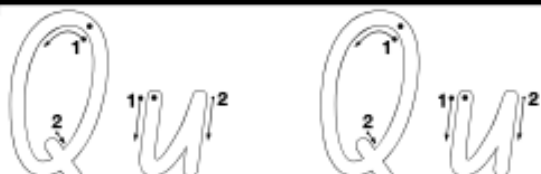
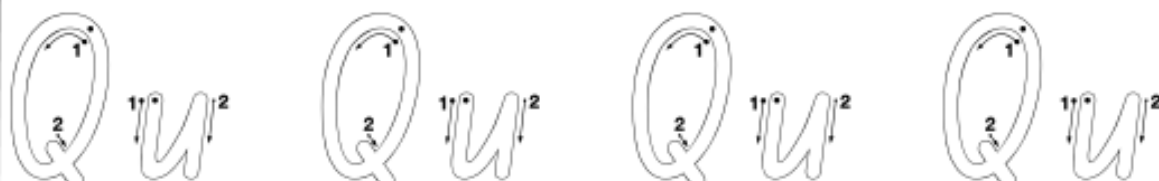
FRIDAY - Mathematics

- Complete the colour by number 100s chart. Colour each number the correct colour to reveal the mystery picture.
- Watch the following video <https://youtu.be/ENOYemdWU08>
- Complete digital time worksheet.
- Complete some Mathletics activities.

FRIDAY – Fun Friday!

- Colour in the wombat picture.
- Complete some of the activities from the Kindness Grid.

Letter F Formation



independent

with support

I can correctly form the graphemes Qu and qu.



TOPTEACHER

Read It



I can read ____ words in 30 seconds.


I can read ____ words in 60 seconds.

I can blend phonemes together to read each word.



TOPTEACHER

SENTENCE OF THE DAY



- ☐ Capital letter **ABC**
- ☐ End punctuation **. ? !**
- ☐ Spaces between words 
- ☐ Describing word 

Summer Summer Summer

It is hot and sunny in summer.

Don't forget to wear sunscreen!

Summer is

Today you are going to write an informative text.
Choose any animal to write about. Write your information in
your workbook. Draw a picture.



What type of animal is it?



What does it look like?



Where does it live?



What does it eat?



Do you know any other interesting facts?



Hundreds Chart Mystery Picture

1	2	3	4	5	6	7	8	9	10
11	12	13	14	15	16	17	18	19	20
21	22	23	24	25	26	27	28	29	30
31	32	33	34	35	36	37	38	39	40
41	42	43	44	45	46	47	48	49	50
51	52	53	54	55	56	57	58	59	60
61	62	63	64	65	66	67	68	69	70
71	72	73	74	75	76	77	78	79	80
81	82	83	84	85	86	87	88	89	90
91	92	93	94	95	96	97	98	99	100

Light blue: 1, 2, 3, 4, 7, 8, 9, 10, 11, 12, 13, 18, 19, 20, 21, 22, 29, 30, 31, 40, 61, 70, 71, 72, 79, 80

Black: 5, 15, 25, 35, 45

Brown: 51, 52, 53, 54, 55, 56, 57, 58, 59, 60, 62, 63, 64, 65, 67, 68, 69, 73, 74, 75, 76, 77, 78

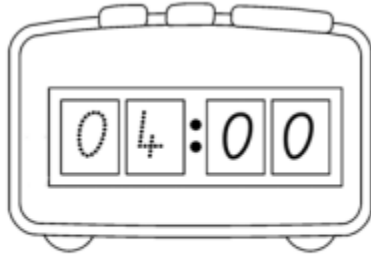
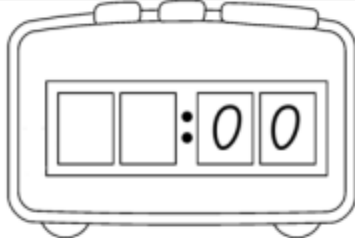
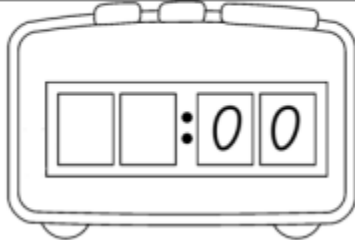
Dark blue: 81, 82, 83, 84, 85, 86, 87, 88, 89, 90, 91, 92, 93, 94, 95, 96, 97, 98, 99, 100

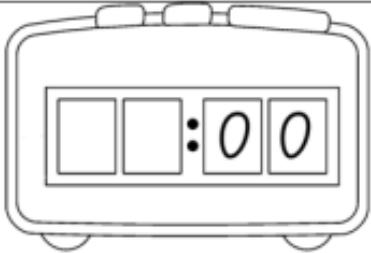
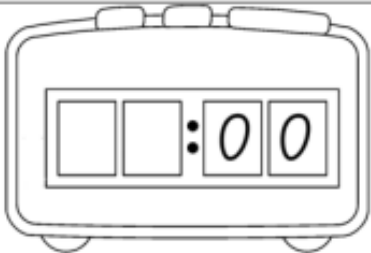
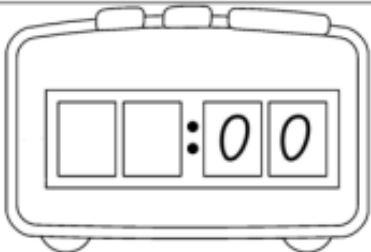
Yellow: 6, 14, 16, 17, 23, 24, 26, 27, 28, 32, 33, 34, 36, 37, 38, 39, 41, 42, 43, 44, 46, 47, 48, 49, 50

Watch the following video on digital time

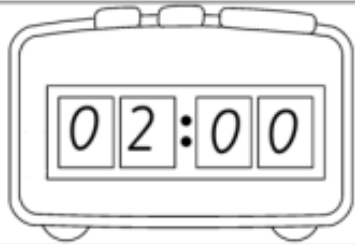

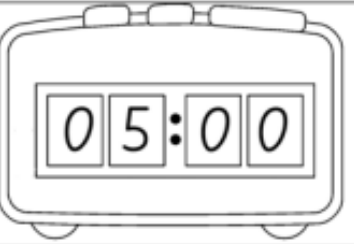
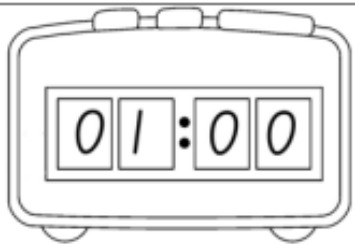
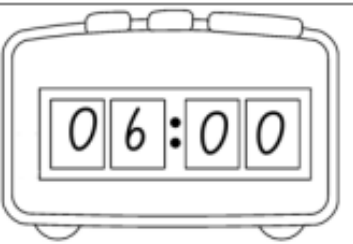

<https://youtu.be/ENOYemdWU08>

Write the correct times on the digital clocks. The first one has been done for you.

4 o'clock	
10 o'clock	
3 o'clock	

7 o'clock	
9 o'clock	
1 o'clock	

Write the correct time underneath each digital clock.

		
___ o'clock		
		





Spreading Kindness and Appreciation

Choose Your Own Adventure Grid

Create a rainbow of kindness. Complete activities from the grid below to add to your rainbow of kindness on the next page.

While you are on your walk, collect three pieces of rubbish.	Help make a meal at home.	Find something you don't play with often and see if you can find a new use for it.
Clean your room without being asked.	Make a thank you card for a family member.	Plant something in your garden.
Offer to do a job around the house.	Read to someone or a pet.	Design a 'Be Kind' tattoo or sticker.
Make a list of kindness synonyms.	Make a kindness collage.	Share an encouraging song with others.
Describe something kind you have done this week.	Make a joke book and share the jokes with others.	Make a healthy fruit salad and share it with your family.
What is kindness? Write or draw pictures to show what kindness means.	Use chalk to write a kindness message on your driveway.	Make a list of 10 random acts of kindness anyone could do.
Create a poster with a kindness quote, symbol or image.	Draw a picture and write a letter to someone in a nursing home to brighten their day.	Write a play with a kindness theme, message or moral.
Spend at least thirty minutes doing something you enjoy doing.	Write a letter to an essential services person detailing your appreciation for their efforts.	Create an advertisement for kindness. It could be a poster or TV advertisement.
Write an acrostic poem using the letters of the word kindness.	List five ways kindness is like chocolate.	Compose a song about kindness.
Think about someone you know who is kind. What makes them kind? Draw and write about them.	Draw, paint or create something special and give it to someone to show your appreciation of them.	Make a card using words of encouragement and kindness to show your appreciation of someone who deserves it.
Research examples of people who have demonstrated kindness to make our world a better place. Write an information report about them.	Find a book or movie with a kindness theme and write a review of it.	Make a Venn diagram to compare the similarities and differences between the meaning of the words 'kindness' and 'appreciation'.

Happy Holidays!!!

*Stay safe and we will see
you all next term.*

From Miss Wiggins and Ms Galluzzo

