

NAME: _____



Learning from Home

Unit: 10

Stage 1

Year 1 and Year 2



Term 3 Week 10 2021

Websites for Learning

- TNPS school website: <https://turramurrn-p.schools.nsw.gov.au> For our Learning From Home Packages
- Department of Education *Learning from Home*: <https://education.nsw.gov.au/teaching-and-learning/curriculum/learning-from-home>

Should you need to contact your child's teacher please use the following emails:

1W Marianne Galluzzo	marianne.galluzzo@det.nsw.edu.au
1F Nicole Fagan	nicole.fagan3@det.nsw.edu.au
2M Mary Muldrew	mary.barr2@det.nsw.edu.au
2R Alex Atterton	alexandra.redford1@det.nsw.edu.au

ENGLISH

- Word Book Online (username: tnps and password: tnps) <https://www.worldbookonline.com/kids/home>
- Story Box Library (username: tnps and password: tnps) www.storyboxlibrary.com.au
- *Creepy Carrots* by Aaron Reynolds <https://www.youtube.com/embed/NJnIEbVLq90>
- *Zog* by Julia Donaldson https://www.youtube.com/embed/9_LmS3q4E6k
- Storyline Online <https://www.storylineonline.net/> - videos featuring celebrated actors reading children's books
- The Literacy Shed <https://www.literacyshed.com/>
- Dance Mat Typing www.dancemattypingguide.com – Typing training with levels for children
- The State Library <https://www.sl.nsw.gov.au/learning/kids-and-families>
- Ku-ring-gai Library - online reader platform for ebooks <https://www.krg.nsw.gov.au/Community/Ku-ring-gai-Library>

MATHEMATICS

- Mathletics <https://www.mathletics.com/au/>
- Fuzz Buzz Graphing Game https://www.abcya.com/games/fuzz_bugs_graphing
- Number Grid Fireworks Game https://www.abcya.com/games/100_number_grid
- ABC Splash Mathematics activities for K-10 <https://education.abc.net.au/home#!/resources/-/mathematics>
- Mathematics activities for K-10 <https://nrich.maths.org/> with a focus on developing mathematical thinking and problem-solving skills
- <https://education.nsw.gov.au/campaigns/mathematics/everyday-maths> Fun, creative and practical activities to develop everyday Maths skills

SCIENCE AND TECHNOLOGY

- Making your own Lava Lamp <https://www.questacon.edu.au/outreach/programs/science-circus/videos/lava-lamp>
- Pop Top Fountain Experiment <https://www.questacon.edu.au/outreach/programs/science-circus/videos/pop-top-fountain>
- ABC Education- Pushing and Pulling Game <https://www.scootle.edu.au/ec/viewing/L700/index.html>
- Coding Activities for Kids <https://code.org/>
- <https://thekidshouldseethis.com/> for Years 2-10. A collection of 4,300+ kid-friendly videos
- NASA Kids Club: <https://www.nasa.gov/kidsclub/index.html>
- Science for kids has some great experiments you could try at home. <http://www.sciencekids.co.nz/>

HSIE – HISTORY AND GEOGRAPHY

- National Geographic Kids <https://www.natgeokids.com/au/category/kids-club/>
- ABC Education- Garden Detective Game <https://www.scootle.edu.au/ec/viewing/L1118/L1118/index.html>

CREATIVE ARTS

- Dance exploration <https://www.gonoodle.com/>
- Drama Activities <https://www.teachstarter.com/au/blog/drama-games-lesson-ideas-activities-for-kids-k-3/>

PERSONAL DEVELOPMENT / HEALTH / PHYSICAL EDUCATION

- *000 Hero* <http://kids.triplezero.gov.au/> for K-2 children. An interactive game that promotes safety messages and how to act in an emergency.
- Cosmic Yoga has great creative yoga videos that are easy for children to follow. <https://www.youtube.com/user/CosmicKidsYoga>



3/2R Zoom Classes
WEEK 10 TERM 3 2021

PLEASE NOTE THE CHANGE FOR Wellbeing Wednesday.

- On Wednesday students will participate in a range of wellbeing activities outlined in their Learning from Home package.**

2R	Zoom Meeting ID		Zoom Meeting Password	
	Morning am	Afternoon pm	Morning am	Afternoon pm
Monday 13/9/21 Tuesday 14/9/21 Thursday 16/9/21 Friday 17/9/21	694 8607 1572	664 1941 5776	357870	876576
Wednesday 15/9/21	Kindness, Wellbeing and House Spirit activities as outlined in the Learning from Home Pack (No Zoom classes today)			

3R	Zoom Meeting ID		Zoom Meeting Password	
	Morning am	Afternoon pm	Morning am	Afternoon pm
Monday 13/9/21 Tuesday 14/9/21 Thursday 16/9/21 Friday 17/9/21	652 3895 5122	655 8775 6678	755121	673828
Wednesday 15/9/21	Kindness, Wellbeing and House Spirit activities as outlined in the Learning from Home Pack (No Zoom classes today)			

Students need to access Zoom via <https://nsweducation.zoom.us/> and are required to use their **DoE student portal login** to gain access. **The DoE user ID and DoE password will be the same as last week.**

Monday 13/9/21, Tuesday 14/9/21, Thursday 16/9/21, Friday 17/9/21

Time	Class
9.30am	KK & KW & 5T & 6B
10.30am	1F & 1W & 2M & 2R
11.30am	3R & 3H & 4H
12.15pm	KK & KW & 5T & 6B
1.30pm	1F & 1W & 2M & 2R
2.15pm	3R & 3H & 4H


Week 10 Term 3 – Learning from Home

Stage 1 Year 1 and 2

You may need help from a parent/carer and possibly resources from your teacher.

The House Spirit Week activities have been selected for feedback. They are highlighted on the timetable.

	Monday	Tuesday	Wednesday	Thursday	Friday
Morning	House Spirit Spelling Reading Writing ZOOM 10:30am	House Spirit Spelling Reading Writing ZOOM 10:30am	House Spirit Spelling Reading No ZOOM	House Spirit Spelling Reading ZOOM 10:30am	Spelling Reading ZOOM 10:30am
Break	Break	Break	Break	Break	Break
Middle	Mathematics	Mathematics	Mathematics	Mathematics	Mathematics
Break	Break	Break	Break	Break	Break
Afternoon	ZOOM 1:30pm Science	ZOOM 1:30pm Art	No ZOOM Wellbeing & Kindness	ZOOM 1:30pm PDHPE	ZOOM 1:30pm Funday





This week is Spirit Week.

Within your pack you will find some SPIRIT Challenges for you to complete.

For each SPIRIT challenge you complete, you will receive a house token.

There are bonus tokens available for students who show extra SPIRIT.

You should share your completed challenges with your teacher during your Zoom lessons.

Monday: House Mascot Challenge

Tuesday: Design a House Poster

Wednesday: Create a House Cheer

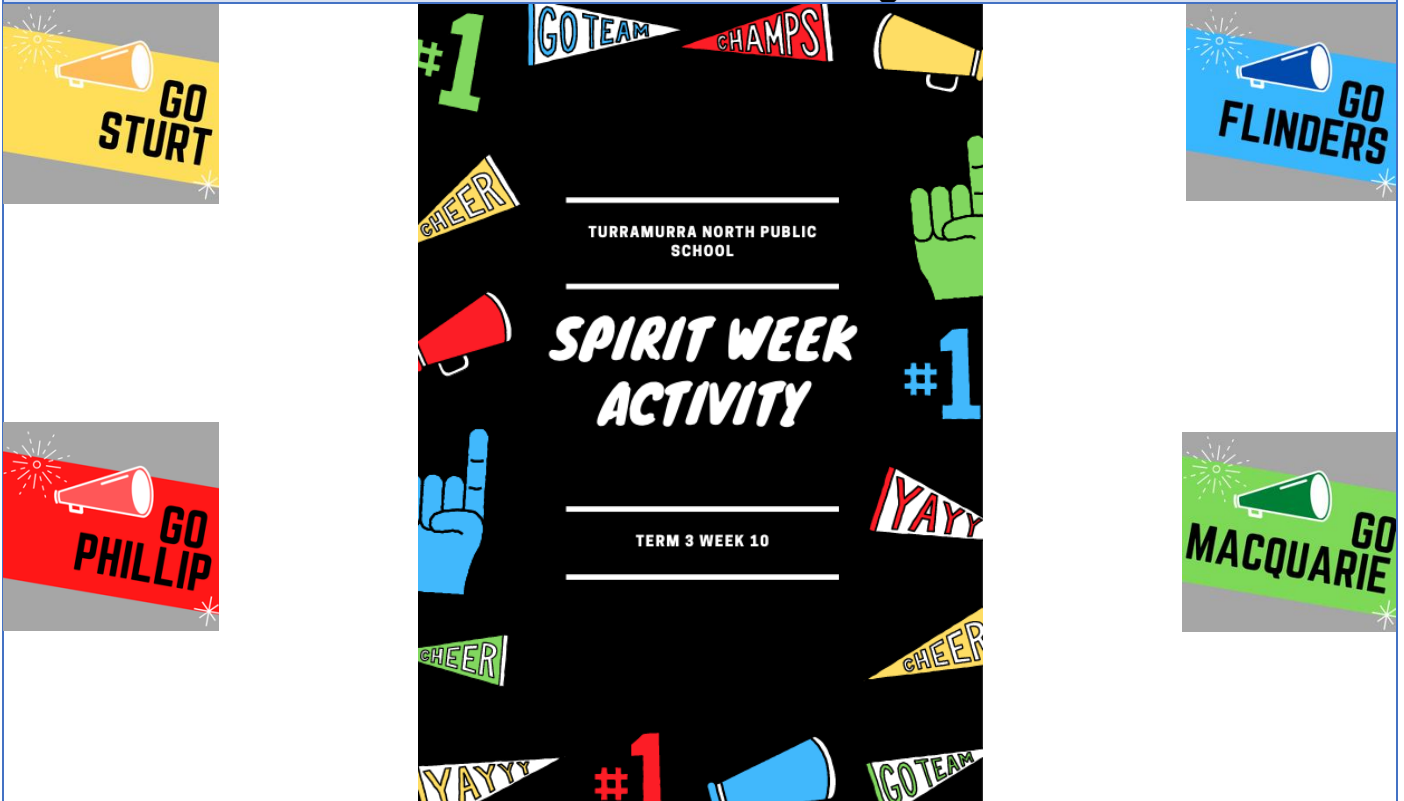
Thursday: House Sporting Challenges and Invitation for Friday's Zoom

Friday: House Colour Dress Up Zoom Meetings



MONDAY – House Spirit Week

House Mascot Challenge



House Mascot Competition

Dress your soft toy, pet or willing sibling in your best house colours!

Or

Design a costume for a brand new house mascot that could attend the TNPS Carnivals.

Don't forget: house points are on offer!



Design your house mascot here:

MONDAY - English

Spelling

- Ask a family member to pre-test you with the Week 10 spelling words. If a family member cannot help you, choose words that you find tricky to spell.

Year 1 students should choose **10** words from the spelling list to complete the daily activities.

Year 2 students should choose **12 – 15** words from the spelling list to complete the daily activities.

Year 1 Week 10 Spelling Words

y u(yoo)
yoyo computer


Core	Extension	Theme
yap	yummy	mascot
yet	huge	spirit
yes	human	challenge
yell	used	invitation
yells	using	competition
yelled	usually	costume
yelling	yacht	advertise
yellow	yawn	carnival
yoyo	yearly	Sturt
year	yesterday	Phillip
yard	yoga	Flinders
yawn	yoghurt	Macquarie
you	young	Demon
your	youngest	yield
yolk	yours	yellowed
yabby	yourself	yuckiest
		yodel
		yourselves
		unchewable
		preview
		renewable

Year 2 Week 10 Spelling Words

y u(yoo)
yoyo computer

Core	Extension	Theme
yes	beautiful	mascot
yet	computer	spirit
you	duty	challenge
your	huge	invitation
you're	million	competition
year	musical	costume
yard	nephew	advertise
yellow	pupil	carnival
yucky	rescue	Sturt
yummy	stew	Phillip
few	tune	Flinders
knew	usual	Macquarie
new	yacht	Demon
use	yawn	yield
used	yearly	yellowed
cube	yeast	yuckiest
tube	yoghurt	yodel
cute	young	yourselves
you'll	yourself	unchewable
you've	youth	preview
		renewable

WE B·E·E SPELLING



Must do:

- Practise your spelling words each day.

Remember to look, say, cover, write, check and correct each word.



Monday	Tuesday	Wednesday	Thursday	Friday

Can do:

Cartoon Connection

Create a cartoon strip using as many spelling words as you can.



Reading

Must Do

What do you know about bees?



Watch 'Junior Beekeepers' on BTN

<https://www.abc.net.au/btn/classroom/junior-beekeepers/10811702>

1. What do the kids in the junior beekeeping club learn about?

2. Bees can hear each other even if they're not near each other. True or false?

3. What do bees do after they have eaten pollen?

4. Bees go from plant to plant collecting _____.

5. How do bees help plants produce seeds and fruit?

Match the descriptions of the bee body parts and then use the answers to label the parts of a bee.

Bees collect the pollen in flowers using these. They also use them to stand.

antenna

These help the bees to smell but also help them measure how fast they are flying!

thorax

These help the bee to fly.

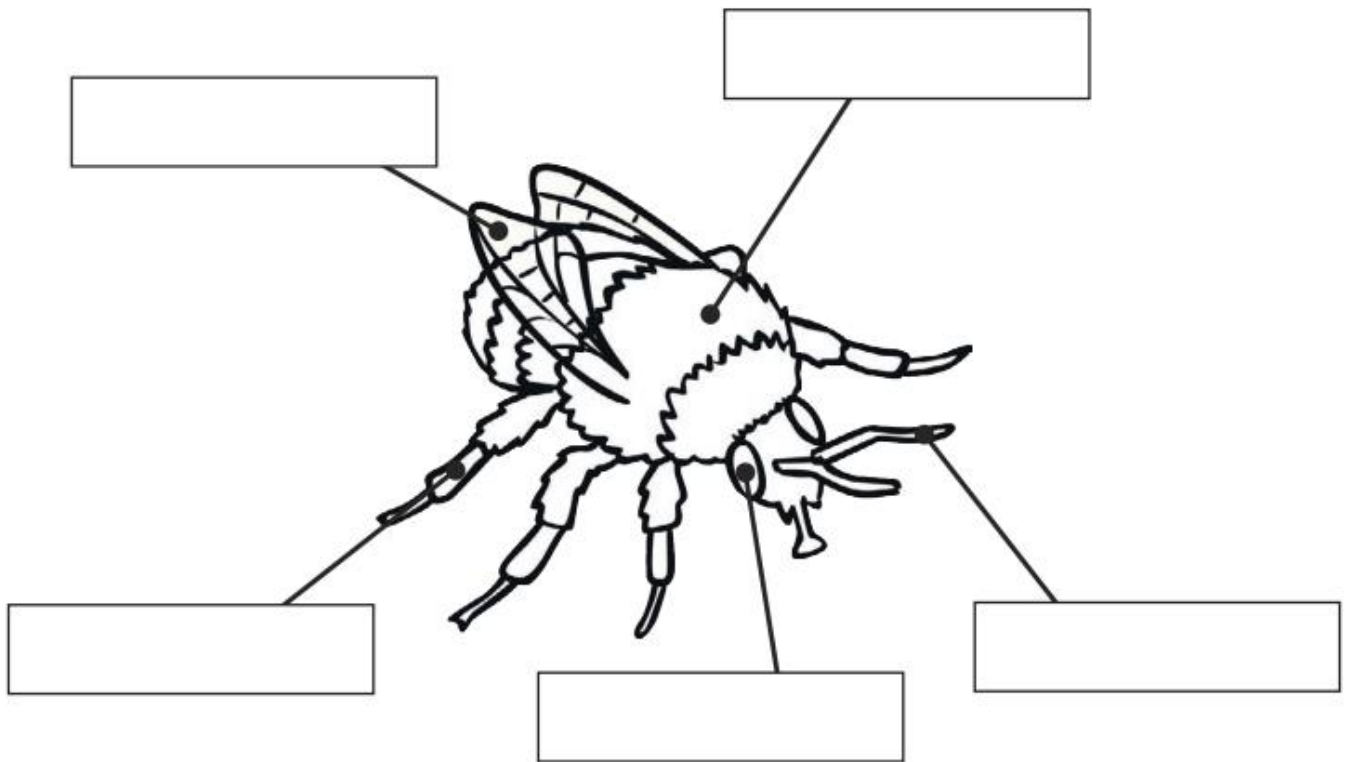
legs

This is the main body of the bee.

wings

These help the bee know if danger is coming from any direction.

eyes



Amazing Fact


Bees have 5 eyes; 3 simple eyes and 2 compound eyes (made up of lots of lenses).

Challenge

Unscramble these words using the clues provided.



Clue	Answer
nohyebocm This is where bees store the honey.	
veih Bees live in this.	
tecran Bees collect this from flowers.	
neque This bee is the leader of the bees.	
nexghao This is the 2D shape of honeycomb.	
giwns Bees use these to fly from flower to flower.	
twees This is how honey tastes.	



LEARNING LADDERS

World of Insects

In *World of Insects*, learn about fierce praying mantises, busy honey bees, beautiful butterflies, and other amazing insects.

What did you learn?

QUESTIONS

- Insects cannot live in ...
 - Lakes
 - Rivers
 - Ponds
 - Oceans
- The male stag beetle has huge ...
 - Wings
 - Jaws
 - Feet
 - Antlers
- Honey bees collect a sugary liquid called ...
 - Sweat
 - Juice
 - Nectar
 - Pollen
- Dragonflies like to eat ...
 - Fruit juice
 - Tiny mosquitos
 - Frog eggs
 - Smaller dragonflies
- What color is the butterfly in the book?
- How many wings do dragonflies have?

TRUE OR FALSE?

- | | |
|--|---|
| _____ 1. Leaf-cutter ants live on the damp floor of the rain forest. | _____ 4. Rain forests are hot, steamy places, but it rarely rains. |
| _____ 2. Butterfly's wings are crumpled at first. | _____ 5. The grasshopper rubs its back legs against its front wings to make a chirping sound. |
| _____ 3. A praying mantis can measure up to 7 inches long. | _____ 6. Diving beetles eat pond snails. |

Writing

Today for handwriting, you will be learning how to do some fancy letters.

Watch the video by scanning the QR Code:



<https://www.youtube.com/embed/lweS7YVXvJw>

If you see this message, click on the 'Watch on YouTube' link or search for How to write FANCY letters by CalliWriting



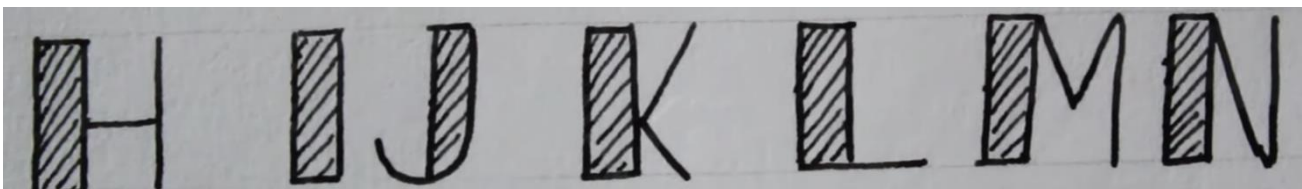

Video unavailable

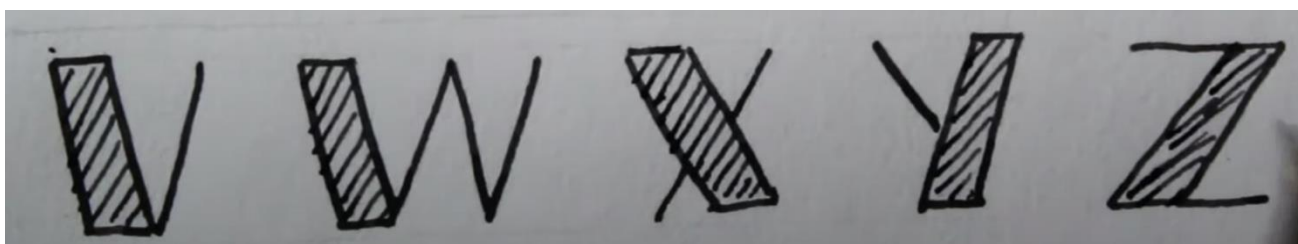
Playback on other websites has been disabled by the video owner.

[Watch on YouTube](#)

If you see this message, click here

Then have a go at copying the fancy letters underneath.





Practice your fancy writing in the box below. You may like to practice writing your name, create your own fancy letters, use different colours or try some bubble writing.

MONDAY - Mathematics

Minute Maths

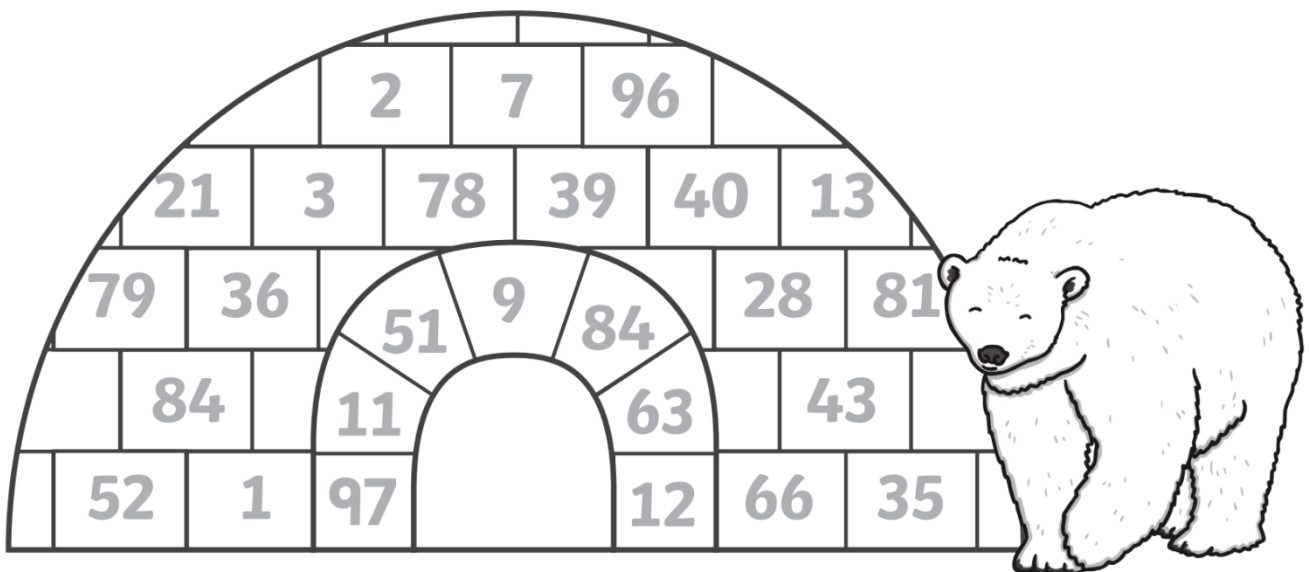
Describe what an odd number is:

True or false: 15 is an even number. _____

Write a sentence and draw a picture to explain your answer:

Arctic Odds & Evens

Colour the odd numbers light blue and the even numbers dark blue!



Number of light blue boxes: _____ Number of dark blue boxes: _____

Emoji Code Breaker Addition

Crack the code by working out the addition calculations. Once you have an answer, look for the matching letter in the table and fill in the blank.

a	b	c	d	e	f	g	h	i	j	k	l	m
22	44	35	64	21	31	88	50	81	7	26	18	34


n	o	p	q	r	s	t	u	v	w	x	y	z
75	20	15	30	10	6	13	45	99	71	53	11	62

$$\begin{array}{r} \text{---} \\ 10 + 3 \end{array} \quad \begin{array}{r} \text{---} \\ 40 + 5 \end{array} \quad \begin{array}{r} \text{---} \\ 6 + 4 \end{array} \quad \begin{array}{r} \text{---} \\ 73 + 2 \end{array} \quad \begin{array}{r} \text{---} \\ 7 + 4 \end{array} \quad \begin{array}{r} \text{---} \\ 15 + 5 \end{array} \quad \begin{array}{r} \text{---} \\ 41 + 4 \end{array} \quad \begin{array}{r} \text{---} \\ 8 + 2 \end{array}$$

$$\begin{array}{r} \text{---} \\ 30 + 1 \end{array} \quad \begin{array}{r} \text{---} \\ 9 + 1 \end{array} \quad \begin{array}{r} \text{---} \\ 12 + 8 \end{array} \quad \begin{array}{r} \text{---} \\ 70 + 1 \end{array} \quad \begin{array}{r} \text{---} \\ 71 + 4 \end{array}$$

$$\begin{array}{r} \text{---} \\ 40 + 5 \end{array} \quad \begin{array}{r} \text{---} \\ 12 + 3 \end{array} \quad \begin{array}{r} \text{---} \\ 2 + 4 \end{array} \quad \begin{array}{r} \text{---} \\ 79 + 2 \end{array} \quad \begin{array}{r} \text{---} \\ 60 + 4 \end{array} \quad \begin{array}{r} \text{---} \\ 9 + 12 \end{array}$$

$$\begin{array}{r} \text{---} \\ 60 + 4 \end{array} \quad \begin{array}{r} \text{---} \\ 16 + 4 \end{array} \quad \begin{array}{r} \text{---} \\ 68 + 3 \end{array} \quad \begin{array}{r} \text{---} \\ 70 + 5 \end{array}$$



Number and Algebra - Can Do

Can you draw a line to match this addition or subtraction counting patterns on the left, with their rule on the right?

76, 66, 56, 46, 36, 26	My rule is +5
10, 25, 40, 55, 70, 85	My rule is +12
280, 260, 240, 220, 200, 180	My rule is +15
5, 7, 9, 11, 13, 15	My rule is +10
2, 22, 42, 62, 82, 102	My rule is -6
20, 32, 44, 56, 68, 80	My rule is +2
36, 30, 24, 18, 12, 6	My rule is +20
15, 20, 25, 30, 35, 40	My rule is -20

MONDAY – Science

How do Aboriginal and Torres Strait Islander Peoples use and care for Earth's resources?

In the past, Aboriginal Peoples used rocks and minerals to create rock art. Now, many still use ochre and clay to create art.

2 Answer the questions.



What images can you see on the rock?
How were they made?

Why have these people painted their bodies?



Do you think you can find some rocks and minerals in your local area?

Ochre

Clay

Charcoal

3  Read the eBook:
Nature's Shopping Centre.



Contents

Introduction	Page 3
Food	Page 4
Medicine	Page 5
Tools	Page 6
Fire	Page 7
Sea	Page 8
Water	Page 9
Conclusion	Page 10

Note: This eBook gives only a very small insight into the complex cultural and spiritual place nature has for Aboriginal and Torres Strait Islander Peoples. An intricate knowledge of properties, ecology and management needs of specific species is known and passed down through generations by oral instructions, traditions and experiential learning. Diet and food preparation techniques vary from one region to another considering local customs and beliefs.

© Inquisitive Pty Ltd

2

Can you see the shopping centre?

Nature can provide everything that Aboriginal and Torres Strait Islander Peoples need for a healthy lifestyle. Their knowledge of Country can be used to provide food, medicine and equipment for their daily lives.

Food

Aboriginal and Torres Strait Islander Peoples use their science skills to **test** plants and find out which ones are safe to eat.



Lemon Myrtle leaves can be crushed and added to water for tea.



The Peanut Tree (Dundii) has black seeds which taste like peanuts.



Grubs are a healthy snack found on Wattle Trees.

Medicine

By **experimenting**, they have found plants that can be used as medicine, if they are prepared and used correctly.



The Goat's Foot leaves can be put on stingray bites to help them heal.



The bright orange Desert Mushroom can be sucked to cure a sore mouth or lips.



The leaves of the Tea Tree plant are crushed and put on cuts or burns on the skin.

Tools

By **exploring** the land, Aboriginal and Torres Strait Islander Peoples have found trees and plants that can be used to make tools.



Coolamon bowls are carved out of large Gum Trees. They are careful to only use what they need.



Didgeridoos are made from large branches that have been hollowed by termites.



Resin (liquid) from the Spiky Spinifex plant can be used as a glue.

Fire

By **understanding** the land and weather, Aboriginal Peoples know where and when to light fires to encourage trees and plants to grow. Fire is also used for hunting, cooking, warmth and managing the landscape.



Banksia plants need fire. Their seed pods use the heat from fire to open and grow.



Sea

By **understanding** the seasons, tides and currents, Aboriginal and Torres Strait Islander Peoples hunt and gather food from water sources, making sure to only take what they need.



Fish, oysters and eels are caught with spears or traps.



Seablite is a vegetable grown by the sea. It tastes salty.



Fresh water crocodile eggs are found buried on river banks.

Water

By **communicating** with others, Aboriginal and Torres Strait Islander Peoples share information about water in hot, dry areas. Observing animals and plants and knowing about the seasons helps them find water.



Rock carvings and scarred trees pointed the way to water sources that were difficult to find.



Gnamma holes in rocks and hollow tree trunks are used as natural water tanks. Stones and bark are used to cover them up from the sun and animals.

Aboriginal and Torres Strait Islander Peoples have a spiritual relationship with the land, plants, animals and water, and see them all as one.

Earth's resources should be used carefully and shared with others.



Imagine if you were to go shopping in Nature's Shopping Centre. Make a shopping list of items you learned about in the eBook.



Item	Location (where you would find it)	Use (why you would need it)
<i>Tea Tree leaves.</i>	<i>On a Tea Tree bush.</i>	<i>To put on skin sores.</i>

Aboriginal and Torres Strait Islander Peoples used symbols to tell others where to find natural resources.



Why do you think circles are often used to show water?

Design your own symbols to show Earth's different resources.

Plants	Animals	Water	Air
---------------	----------------	--------------	------------

TUESDAY – House Spirit Week

House Poster Challenge



Design your own House Poster

Today your task is to create a poster that advertises your school house: Finders, Macquarie, Sturt or Phillip.

Your poster should show how great your house is!

Don't forget to use lots of your house colour.

Don't forget: house points are on offer!



Design your house poster here:

TUESDAY - English

Spelling

Must do:

- Using the table in Monday's spelling, practise your spelling words.

Remember to look, say, cover, write, check and correct each word.



Look



Say



Cover



Write




Check

- Read the sentence below. Can you find the common sound?

Underline, circle or highlight the letter / letters that make the common sound.



The beautiful yabby was watching the yacht and eating yucky yogurt.



- The table below, brainstorm as many words that you can think of. **You may use the spelling lists to help you.**

y	yoyo,
u (yoo)	computer,
others	few, cube,

Can Do:

Circle a 3 letter word inside each word.

Write it on the line. The first one is done for you.

your you cube _____ yummy _____
 year _____ knew _____ you're _____
 cute _____ used _____ you'll _____
 tube _____ yellow _____ you've _____

Unjumble these words. Join the dots in the order of these words.



1. sye _____ 7. dyra _____ yellow
 2. uyo _____ 8. wyleol _____
 3. beut _____ 9. wen _____
 4. uyo're _____ 10. aydr _____ new yard knew
 5. esu _____ 11. wekn _____ yes used use
 6. esud _____ 12. eolywl _____ you tube you're

Reading

Read **Biggest, Fastest, Smallest, Slowest**



Must Do

Your login details:

Username: tnps

Password: tnps

<http://www.worldbookonline.com/wb/ebooks/mall/instit/catalog/urn:ISBN:9780716679561/detail.do>



LEARNING LADDERS

Biggest, Fastest, Smallest, Slowest!

This book tells you about some animals that are big, small, fast, or slow! You can find out what size these animals are, what they like to eat, and how fast they can move!
Read *Biggest, Fastest, Smallest, Slowest!*

What did you learn?

QUESTIONS

1. A blue whale can spout water ...
 - a. 35 feet
 - b. 30 feet
 - c. 45 feet
 - d. 40 feet
2. The sloth is the ...
 - a. Slowest land animal
 - b. Fastest land animal
 - c. Fattest land animal
 - d. Smartest land animal
3. Saltwater crocodile skin is ...
 - a. Soft and smooth
 - b. Wet and slimy
 - c. Bony and scaly
 - d. Dry and prickly
4. Ostriches are in ...
 - a. China
 - b. Africa
 - c. South America
 - d. Australia
5. What is the biggest reptile in the world?
6. What is the biggest bird in the world?

Answers

5.

6.

TRUE OR FALSE?

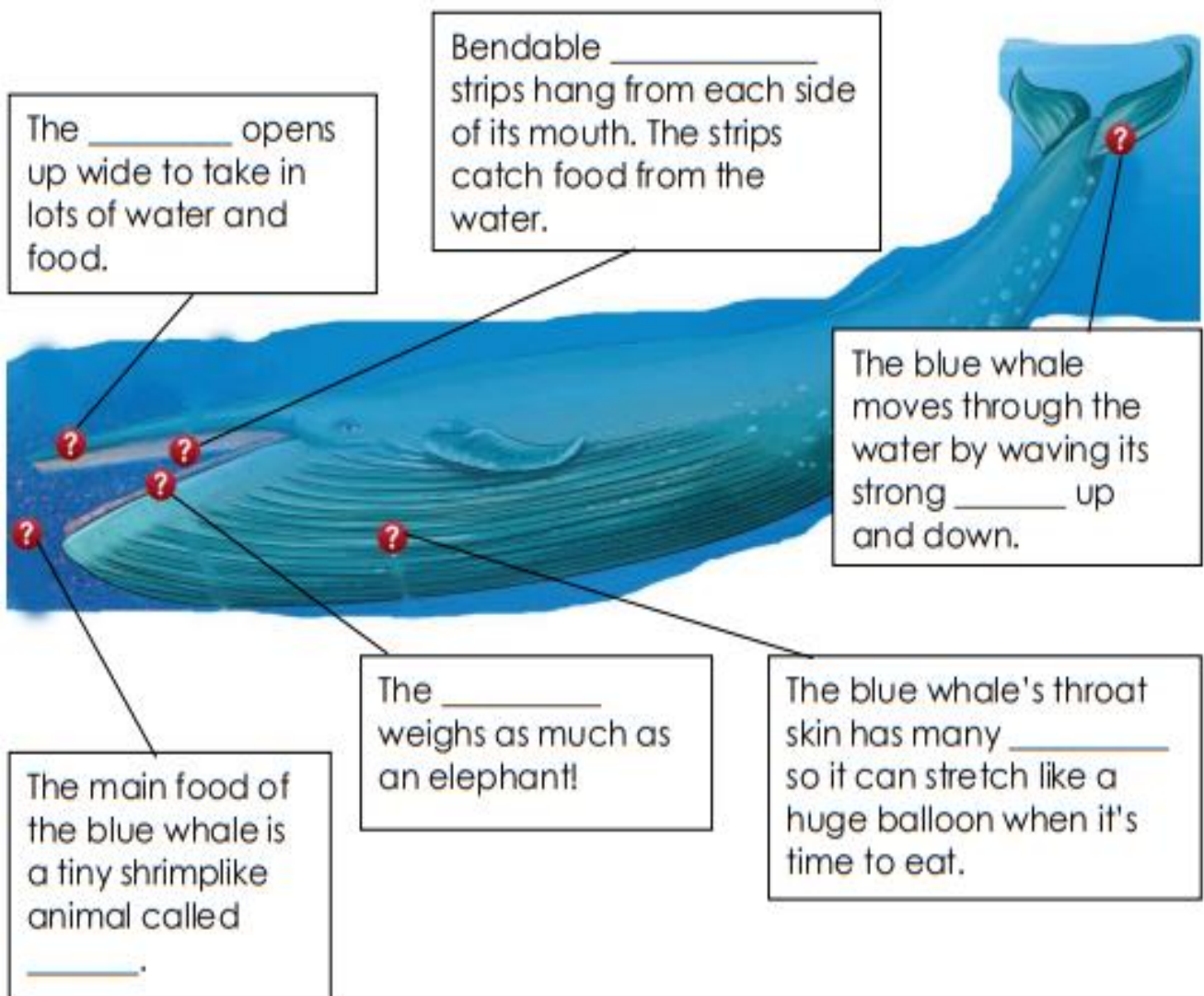
- | | |
|--|---|
| _____ 1. Cheetahs run faster than any other land animal. | _____ 4. The dwarf seahorse lives in the Pacific Ocean. |
| _____ 2. The leaf chameleon is the smallest reptile. | _____ 5. The bee hummingbird is smaller than your index finger. |
| _____ 3. The sailfish can swim faster than a speedboat. | _____ 6. The biggest parrot does not fly. |

Can Do – choose to complete one or both the following worksheets

To help you complete this worksheet, use the *Biggest, Fastest, Smallest, Slowest* book.



The blue whale is the _____ animal that has ever lived. It is longer than ___ buses and weighs more than ___ elephants! It lives in the ocean, but it is not a _____. It is a _____. There are blue whales in every ocean in the world.



To help you complete this worksheet, use the *Biggest, Fastest, Smallest, Slowest* book.



The sloth is the _____ land animal. It does everything slowly! The sloth spends most of its life in _____. It lives in rain forests in Central and South _____. Leaves, _____, and twigs are its favourite things to eat. The sloth spends most of its time _____ upside down!

The sloth uses its long _____ to hold onto tree branches.

The long _____ are good for swimming in water.

The sloth uses its hard _____ to tear leaves to eat.



The sloth's _____ is thick and long. Bugs and green algae live in the sloth's hair.

The _____ are best used for hanging from trees limbs, not walking.

Writing

This term we have learnt how to write:

- A Procedure: informs how to do or make something through a series of steps.
There are many types of procedure texts, such as:
 - recipes
 - instructions
 - directions
 - rules.
- A Recount: retells events that have happened in the past.
- An Explanation: describes how or why something happens
Such as:
 - Life cycle of a chicken
 - What causes an earthquake
- An Information Report: provides facts about a particular topic.

Look at the pieces below. Write whether it is a:

- Procedure
- Recount
- Explanation
- Information report

How to Brush Your Teeth

Materials

Toothbrush

Toothpaste

Water



Method

1. Squeeze some toothpaste on the toothbrush.
2. Put your toothbrush under some water.
3. Brush your teeth thoroughly for three minutes.
4. Rinse your mouth and the toothbrush with water.

This is a

Building a Snowman

This morning, my sister and I built a snowman in my backyard.

First, we made the body and the head. We needed lots and lots of snow to make a big, strong snowman!

Next, we made the snowman's face. I used a bent, old carrot for the nose. It looked quite funny!

To finish, we put on Grandpa's scarf. I thought our snowman looked very grand indeed!

Building snowmen is the best way to enjoy snowy weather.



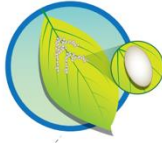
This is a

Silkworm Life Cycle

The pupa grows into a moth and emerges from the cocoon.



The adult moth lays many tiny eggs.



An egg hatches into a caterpillar (larva) and feeds on mulberry leaves.



The caterpillar spins a cocoon of silk threads around itself. Inside the cocoon the caterpillar transforms into a pupa.



Elephants


All elephants are mammals, like humans.

They usually live in grasslands, in Africa and Asia.

Elephants have bulky bodies, large ears and a long trunk.

They are all herbivores, which means they survive on a diet of plants.

Most elephants can live for 50 to 70 years in the wild.



How to Make a Cheese Sandwich

Ingredients

2 slices of bread

1 slice of cheese

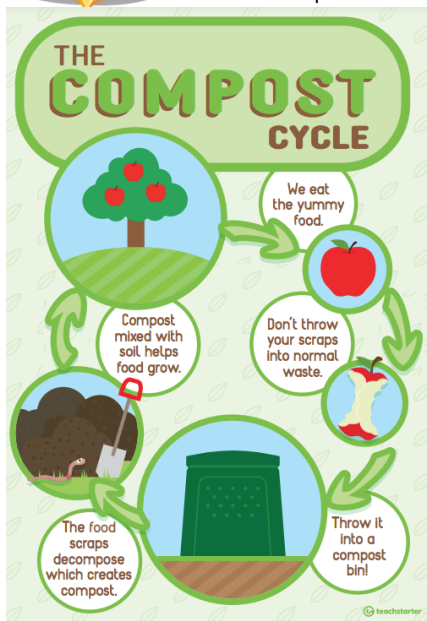
Butter

A knife

A chopping board

Method

1. Lay the slices of bread on the chopping board.
2. Carefully spread the butter on the slices of bread.
3. Lay the cheese on top of one of the slices of bread.
4. Place the other slice of bread on top of the cheese.
5. Carefully cut the sandwich in half and place it onto a small plate.



This is a

This is a

This is a

This is a

TUESDAY - Mathematics

Minute Maths

Colour in all the odd numbers in your favourite colour. Colour all the even numbers in your second favourite colour.

1 2 3 4 5 6 7 8 9 10

--	--	--	--	--	--	--	--	--	--

13 14 15 16 17 18 19 20 21 22

--	--	--	--	--	--	--	--	--	--

29 28 27 26 25 24 23 22 21 20

--	--	--	--	--	--	--	--	--	--

Look at the 'ones' digit of all the odd numbers. What do you notice?

--

Look at the 'ones' digit of all the even numbers. What do you notice?

--

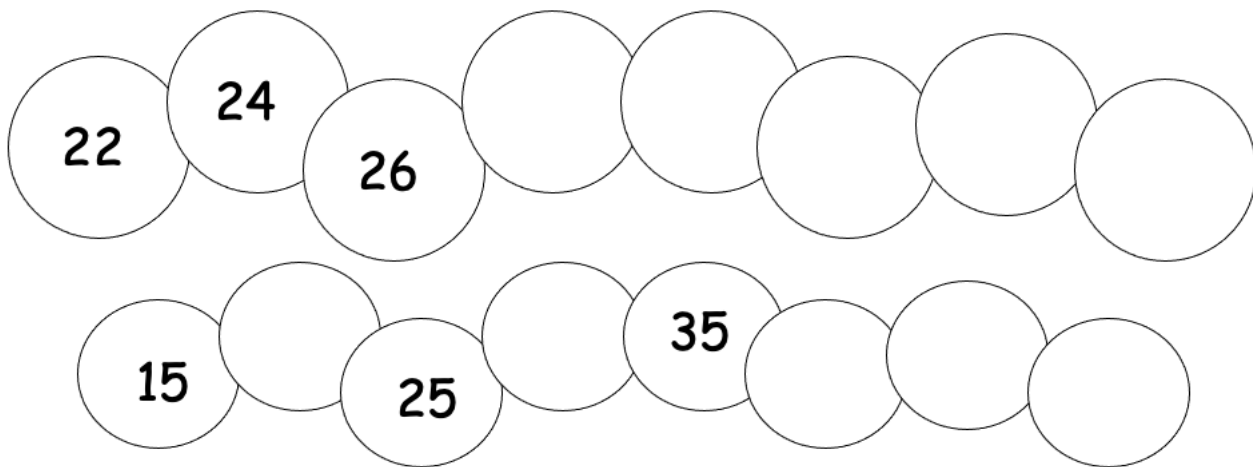
Saira has 25 pencils. Her teacher has asked her to divide them between two pots. Saira says, 'I won't be able to do it.' Is she right? Explain why.

--

Number and Algebra - Must Do

Fill in the missing parts of the number pattern by working out the rule.

Level 1:



Level 2:

21, 19, 17, 15, , , , , Rule: _____

52, 54, , 58, 60, , , , Rule: _____

35, 45, 55, 65, , , , , Rule: _____

70, 65, 60, 55, , , , , Rule: _____

Level 3:

5, 3, 8, 6, 11, , , , Rule: _____

100, 90, 91, 81, 82, , , , Rule: _____

1, 2, 4, 7, 11, , , , Rule: _____

Emoji Code Breaker Subtraction

Crack the code by working out the subtraction calculations. Once you have an answer, look for the matching letter in the table and fill in the blank.

a	b	c	d	e	f	g	h	i	j	k	l	m
21	44	35	64	20	31	88	50	81	7	26	18	34

n	o	p	q	r	s	t	u	v	w	x	y	z
75	22	15	30	10	6	13	45	99	71	53	11	62

$$\begin{array}{r} \text{---} \\ 23 - 2 \end{array}$$

$$\begin{array}{r} \text{---} \\ 10 - 4 \end{array} \quad \begin{array}{r} \text{---} \\ 40 - 6 \end{array} \quad \begin{array}{r} \text{---} \\ 90 - 9 \end{array} \quad \begin{array}{r} \text{---} \\ 20 - 2 \end{array} \quad \begin{array}{r} \text{---} \\ 25 - 5 \end{array}$$

$$\begin{array}{r} \text{---} \\ 70 - 6 \end{array} \quad \begin{array}{r} \text{---} \\ 25 - 3 \end{array} \quad \begin{array}{r} \text{---} \\ 24 - 4 \end{array} \quad \begin{array}{r} \text{---} \\ 11 - 5 \end{array} \quad \begin{array}{r} \text{---} \\ 80 - 5 \end{array} \quad \begin{array}{r} \text{---} \\ 26 - 4 \end{array} \quad \begin{array}{r} \text{---} \\ 20 - 7 \end{array}$$

$$\begin{array}{r} \text{---} \\ 40 - 5 \end{array} \quad \begin{array}{r} \text{---} \\ 25 - 3 \end{array} \quad \begin{array}{r} \text{---} \\ 9 - 3 \end{array} \quad \begin{array}{r} \text{---} \\ 15 - 2 \end{array}$$

$$\begin{array}{r} \text{---} \\ 30 - 9 \end{array} \quad \begin{array}{r} \text{---} \\ 80 - 5 \end{array} \quad \begin{array}{r} \text{---} \\ 15 - 4 \end{array} \quad \begin{array}{r} \text{---} \\ 20 - 7 \end{array} \quad \begin{array}{r} \text{---} \\ 100 - 50 \end{array} \quad \begin{array}{r} \text{---} \\ 90 - 9 \end{array} \quad \begin{array}{r} \text{---} \\ 100 - 25 \end{array} \quad \begin{array}{r} \text{---} \\ 90 - 2 \end{array}$$




TUESDAY – Art

Birds and Fish on the edge


Sometimes you can only see part of an image in an artwork. This makes your brain work hard to image what the rest of the image looks like. Below are two artworks that I have created where the image is only partly visible.




Can you create a bird, fish, or any other animal so that it is only half visible? Here are some pictures for inspiration but I know your drawings will be so much more creative.



Once you have drawn your picture, colour it in with oil pastels, textas or paint and then cut it out.



Now gather coloured paper or magazines to create coral or any background. Tear them up as I have done below. Arrange them on the page so no straight edges are showing. Glue them on when you are happy with the results.



You might like to draw more animals in your picture. Have fun.

WEDNESDAY – House Spirit Week

House Cheer Challenge



Write a house cheer

Today your task is to write your own house cheer for your house: Sturt, Phillip, Macquarie or Flinders.

You may like to consider:

- Is your cheer catchy?
- Does your cheer rhyme?
- Does your cheer have music or a beat?

Don't forget: house points are on offer!



WEDNESDAY - English

Spelling

Must do:

- Using the table in Monday's spelling, practise your spelling words.

Remember to look, say, cover, write, check and correct each word.



Look



Say



Cover



Write



Check

Colour the yacht **yellow** if you hear  in the word.



Write **y** or **Y** in the spaces.

Read the sentences. Colour the picture.

___olly is a ___abby.

___olly has a ___o__o.



Can do:

Write these words in correct alphabetical order in each row.

knew use cute year few new

yellow you yam yippee yummy

Write **y** in the words in the boxes. Finish the sentences with these words.

___ell
___ells
___elled
___elling

Someone is _____.

Did you _____ in the yard?

I _____ out to my friend.

He _____ if he sees a yabby.

___ou
___our

_____ yoyo is yellow.

Can _____ use the yoyo?

Reading

Create a Poster of a Dog

A poster is used to give the reader information about something or someone.


Today you will create a poster about one of the following dogs. Choose which dog you want to research and then create your poster. Don't forget to include facts about your dog, how to care for your dog and a picture/drawing.

Your login details:


Username: tnps

Password: tnps

<http://www.worldbookonline.com/wb/ebooks/mall/inst/catalog/urn:ISBN:9780716693215/detail.do>



<http://www.worldbookonline.com/wb/ebooks/mall/inst/catalog/urn:ISBN:9780716693239/detail.do>



Use the next page for your poster or use a piece of cardboard/paper that you have at home. Share with the class in our Zoom meeting.

WEDNESDAY - Mathematics

Minute Maths

Can you work out the missing numbers and put them back in?

1.

20						26
	31					
	41			44		

2.

		44			47
52					
62					67

3.

74					
				88	
	95				

Here is a 120 chart to help you if you need it.

1	2	3	4	5	6	7	8	9	10
11	12	13	14	15	16	17	18	19	20
21	22	23	24	25	26	27	28	29	30
31	32	33	34	35	36	37	38	39	40
41	42	43	44	45	46	47	48	49	50
51	52	53	54	55	56	57	58	59	60
61	62	63	64	65	66	67	68	69	70
71	72	73	74	75	76	77	78	79	80
81	82	83	84	85	86	87	88	89	90
91	92	93	94	95	96	97	98	99	100
101	102	103	104	105	106	107	108	109	110
111	112	113	114	115	116	117	118	119	120

Number and Algebra - Must Do

Level 1: add + or – to these number sentences to make them correct.

$$12 \quad \square \quad 4 = 16$$

$$3 \quad \square \quad 8 = 11$$

$$16 \quad \square \quad 5 = 11$$

$$3 \quad \square \quad 9 = 12$$

Level 2: Add a number to this number sentence to make it correct.

$$16 + \square = 27$$

$$\square + 9 + 11 = 35$$

$$\square - 12 - 8 = 25$$

$$37 - 7 - \square = 17$$

$$6 + \square + 8 = 24$$

Level 3: Add a number to make each number sentence correct.

$$\square - 11 = 25 + 7$$

$$34 + 9 = \square - 17$$

$$69 - \square = 48 + 14$$

$$52 + 18 = 93 - \square$$

$$96 - 13 = \square + 34$$

Level 3: Extra challenge!

$$\square - 56 = 127 + 15$$

$$168 + 23 = \square - 21$$

$$204 - \square = 149 + 36$$

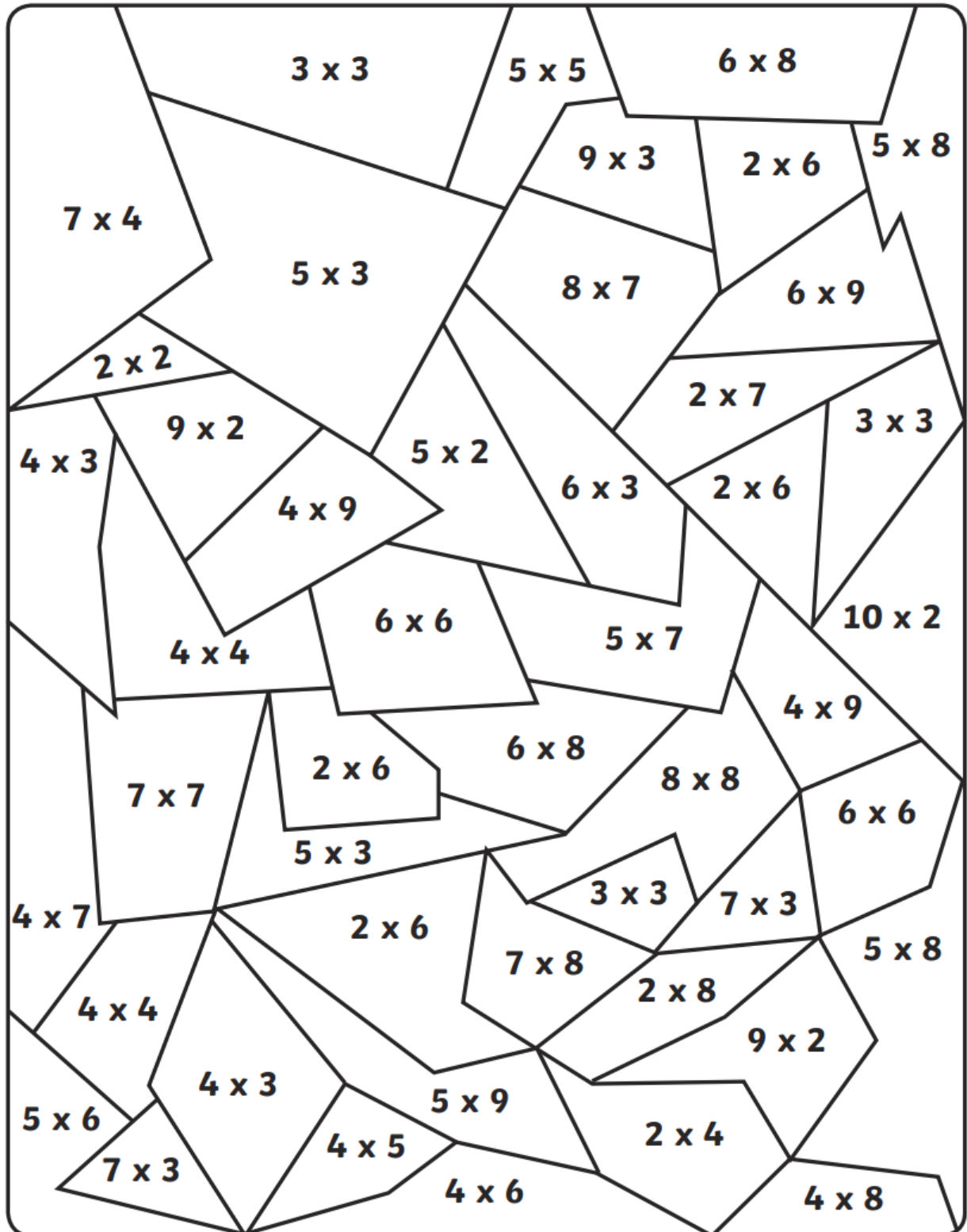
$$152 + 39 = 239 - \square$$

$$293 - 27 = \square + 212$$

Colour by Multiplication

Do the multiplication calculation and colour the shape in the correct colour.

0-10 11-20 21-30 31-40 41-50 51-60 61-70



WEDNESDAY – Wellbeing Time

Use this time to focus on your wellbeing.



Choose an activity from the ideas below or think of something that you enjoy doing.

Try to choose an activity that is away from the screen to give your eyes a rest.

<p>11 Do something kind for someone. Can you pay them a compliment, make them something or help them with a task?</p> 	<p>12 Can you create a story bag? Find a bag and collect items to go in it that relate to a well known story. If you can't find an item, you could draw a picture to include.</p>	<p>13 List making! Write a list of things that make you happy, things you're grateful for or things you are good at.</p> 	<p>14 Design and make an obstacle course at home or in the garden. How fast can you complete it?</p> 	<p>15 Can you invent something new? Perhaps a gadget or something to help people? Draw a picture or write a description.</p> 
<p>11 Quick draw! Set a 1 minute timer, draw a quick doodle and see if the other person can guess what it is before the time is up.</p>	<p>12 Write a silly sentence that includes all of these words... BANANA, CURTAIN, DOLPHIN, SNOW and BALLOON. Now think of your own words and write some more!</p>	<p>13 How many different words can you make from the letters in this sentence?</p> <p>Keeping my brain busy is fun</p>	<p>14 Ping pong story telling! Write the opening sentence to a story, then someone else writes the next line. Then it's your turn again! Keep alternating until you have a full story.</p>	<p>15 Guess the character! Think of a character from a book, write it down so no-one can see. Have others ask you questions to try and guess which character you chose.</p>
<p>11 Start a food journal. Write down your favourite meals, ingredients and recipes. Are you eating healthily enough?</p> 	<p>12 Imagine you need to make a cake for a special event. It needs to have 5 layers of different flavours. Design and label how it would look.</p>	<p>13 Word search fun! Create your own word search using words on the topic of food or cooking, then ask someone to complete it.</p> 	<p>14 Imagine you discovered a new type of fruit! What would you call it? What would it look like and taste like? Write a description.</p>	<p>15 If you had your own restaurant, what would it be like? Would it have a theme? Make a model of it using things you find around the house.</p>



Spreading Kindness and Appreciation

Choose Your Own Adventure Grid



Create a rainbow of kindness. Complete activities from the grid below to add to your rainbow of kindness on the next page.

While you are on your walk, collect three pieces of rubbish.

Help make a meal at home.

Find something you don't play with often and see if you can find a new use for it.

Clean your room without being asked.

Make a thank you card for a family member.

Plant something in your garden.

Offer to do a job around the house.

Read to someone or a pet.

Design a 'Be Kind' tattoo or sticker.

Make a list of kindness synonyms.

Make a kindness collage.

Share an encouraging song with others.

Describe something kind you have done this week.

Make a joke book and share the jokes with others.

Make a healthy fruit salad and share it with your family.

What is kindness? Write or draw pictures to show what kindness means.

Use chalk to write a kindness message on your driveway.

Make a list of 10 random acts of kindness anyone could do.

Create a poster with a kindness quote, symbol or image.

Draw a picture and write a letter to someone in a nursing home to brighten their day.

Write a play with a kindness theme, message or moral.

Spend at least thirty minutes doing something you enjoy doing.

Write a letter to an essential services person detailing your appreciation for their efforts.

Create an advertisement for kindness. It could be a poster or TV advertisement.

Write an acrostic poem using the letters of the word kindness.

List five ways kindness is like chocolate.

Compose a song about kindness.

Think about someone you know who is kind. What makes them kind? Draw and write about them.

Draw, paint or create something special and give it to someone to show your appreciation of them.

Make a card using words of encouragement and kindness to show your appreciation of someone who deserves it.

Research examples of people who have demonstrated kindness to make our world a better place. Write an information report about them.

Find a book or movie with a kindness theme and write a review of it.

Make a Venn diagram to compare the similarities and differences between the meaning of the words 'kindness' and 'appreciation'.

Spreading Kindness and Appreciation

Choose Your Own Adventure Grid



Random Acts of

KINDNESS

Write your acts of kindness into the rainbow.

2




Mindfulness Maze Activity

Taking a moment to be calm and relaxed during a busy day can help us to feel settled and happy.

We can use our breath in mindfulness to help us feel calm. Taking slow and gentle breaths, in and out, can help us to feel better if we are worried, frightened or sad.

Mindfulness is also all about really noticing what we are doing, seeing and feeling in the present moment. This can help us to feel relaxed and content.

Complete the maze, making sure your breathing is relaxed and gentle. Pay attention to your pencil as it moves across the paper, really noticing how it feels and what it looks like.




Well done for taking a mindful moment! How do you feel?



Bubbles of Gratitude Mindfulness Colouring

These are bubbles of gratitude! As you colour each bubble, think of something that you are grateful for. It could be something big or something very small, something that you experience often or something that has just happened once. Thinking of these things helps make us feel calm and happy.



THURSDAY – House Spirit Week

Game Challenge & Friday Invitation



Design your own game or sport.

It might be a brand new game or a combination of games or sports you already know.

Think about the equipment you'll need and what the rules are.

Create an Invitation for the Friday 'Dress in House colours' Zoom Meeting.

On Friday, students will be invited to dress in their house colours for Zoom meetings.

Your task is to design an invitation for the Friday Zoom meetings.

You may like to use the template below or create your own.

Don't forget: house points are on offer!



Create your own game here:

My game is called:

Equipment:

Rules:

Diagram/Picture:

Level 1:

<p>You are invited to</p>	
<p>Dear</p>	<p>Time: Date: Place: From</p>

Level 2:

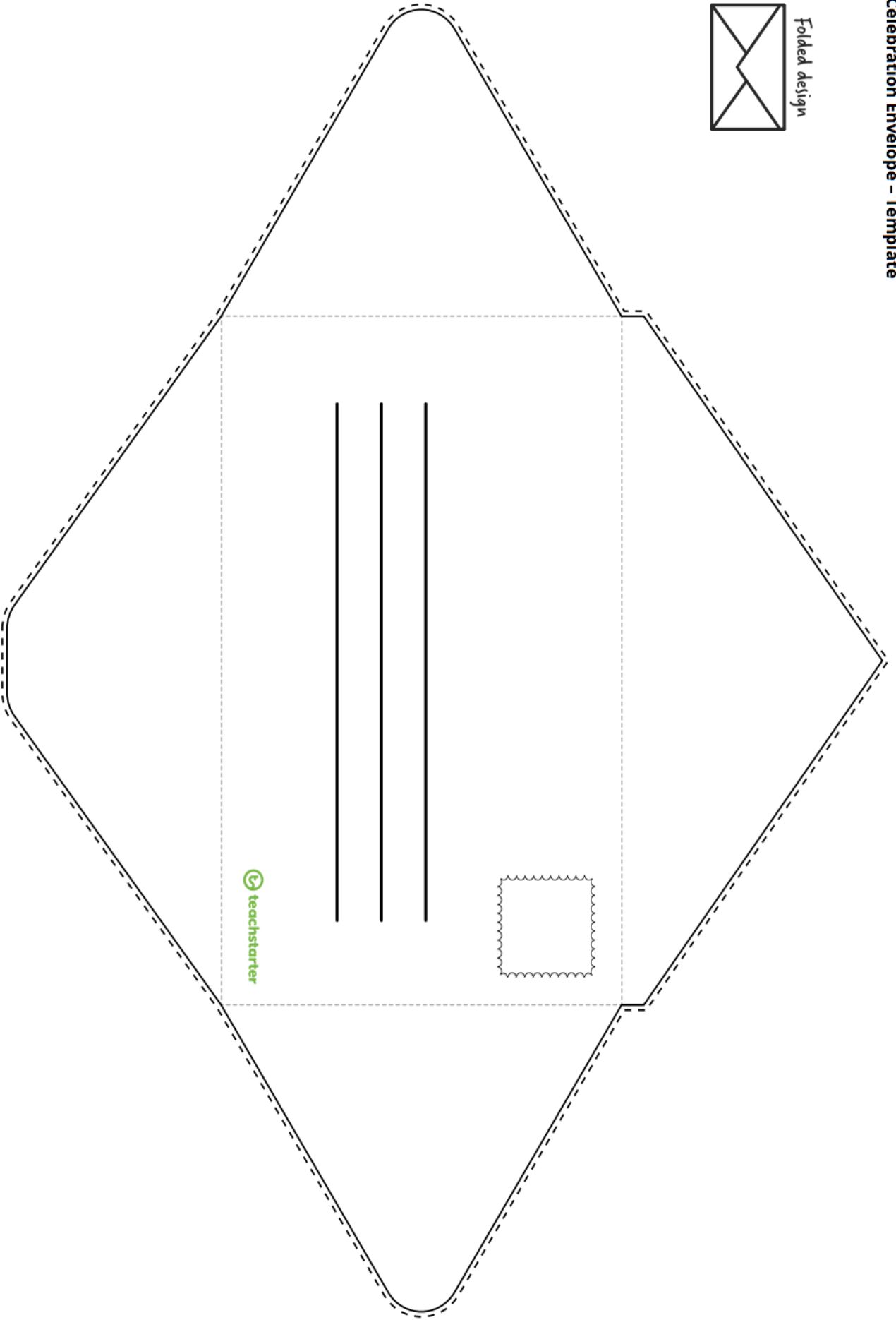
<p>You are invited to...</p>	
<p>_____</p>	
<p>Date: __/__/__</p>	<p>To Celebrate:</p>
<p>Time: __: __</p>	_____
<p>Address:</p>	_____
_____	_____
_____	_____
_____	_____
_____	_____

- This page has been left intentionally blank -

Celebration Envelope - Template



Folded design



- This page has been left intentionally blank -

Must do:

- Using the table in Monday's spelling, practise your spelling words.

Remember to look, say, cover, write, check and correct each word.



Look



Say



Cover



Write



Check

Can do:

Define It

List your spelling words in boxes on the left side of your paper and then write the definitions of each word on the right side, in random order. See if a partner can match the words and definitions correctly.

white

A hooved mammal. Has a mane and a tail.

The colour of milk or snow. The opposite of black.

Advertisements – look at the following advertisements and answer the questions.

Level 1

Win a Trip to the Moon

1. Fill in the blanks.

flag rocket zero moon

- a) Fly to the moon in your very own _____ ship.
- b) Feel _____ gravity.
- c) Bring home a _____ rock.
- d) Plant your own _____ on the moon's surface.

2. What would you do first if you landed on the moon?

3. Design a flag that you would plant on the moon.

WIN A TRIP TO THE MOON!

USING 25 WORDS OR LESS, TELL US, WHAT IS THE FIRST THING YOU WILL DO WHEN YOU LAND ON THE MOON?

PRIZE INCLUDES:
a trip in a private rocket to the moon for two people*
moon buggy hire
moon walking lessons
freeze-dried meals.

*Winners must pay for the rocket trip back to Earth.

- Fly to the moon in your very own rocket ship.
- Feel zero gravity.
- Bring home a moon rock.
- Plant your own flag on the moon's surface.

Do you love doing craft?

Wish you could take your craft supplies with you wherever you go?
Your wish has been granted!

INTRODUCING THE

7-IN-1 CRAFT CONTRAPTION



Seven amazing crafty tools in one handy, portable gadget!
Guaranteed to make the most beautiful craft you have ever created.

Grab your craft contraption now for the introductory price of \$70 and start creating TODAY!

*Fictional product only.



The 7-in-1 Craft Contraption

1. What is the purpose of this product?

2. Do you think the 7-in-1 Craft Contraption would be easy to use? Give reasons for your answer.

3. Which crafty tool do you like the best and why?

4. If you could add another crafty tool to this product, what would it be?

5. The advertisement says that the product is guaranteed to make the most beautiful craft you have ever created. Do you think this statement is true?

The Cautious Carnival

1. What carnival games are at The Cautious Carnival?

- a) _____
- b) _____
- c) _____
- d) _____

2. How many ride tickets do you get in a Helmet Pack?

3. What does 'cautious' mean?

4. What makes you think that the carnival is being extra cautious?

5. Do you think you would have fun at The Cautious Carnival? Why or why not?

6. Design a new ride or attraction for The Cautious Carnival. Write an exciting description that makes people want to experience it.

THE CAUTIOUS CARNIVAL

We take your safety seriously, so you don't have to worry! The bumper cars have extra bumpers! Our giant slide is regular size! We've put additional brakes on the roller coaster! The only thing you need to be thinking about is having fun!

Visit sideshow alley and play our carnival games!* We've got:

- Gone Fishin'
- Ball Toss
- Drop the Ball!
- Spin a Winner

Free bubblewrap jumpsuit on arrival!

RIDE TICKET PACKAGES		
<p>SAFETY GOGGLE PACK</p> <p>10 ride tickets. One pair of safety goggles included.</p> <p style="text-align: right;">\$15</p>	<p>HELMET PACK</p> <p>20 ride tickets. One helmet included.</p> <p style="text-align: right;">\$35</p>	<p>HIGH-VIS VEST PACK</p> <p>35 ride tickets. One high-vis vest included.</p> <p style="text-align: right;">\$50</p>

*We play all the games for you to minimise any risk of injury. Fictional event and products only.

© boostletter

The Hovering Hoverboard

1. List three things from the advertisement that lead you to believe that the Hovering Hoverboard is unsafe.

1. _____
2. _____
3. _____

2. Why do you think the advertisement suggests safety equipment, but the picture does not show the rider wearing any?

- _____
- _____
- _____

3. Does the Hovering Hoverboard sound like an easy product to use? Give reasons for your answer.

- _____
- _____
- _____

4. If you and a friend were both wanting to go somewhere on your Hovering Hoverboards, could you do that together? Give reasons for your answer.

- _____
- _____
- _____

5. Would you like to get a Hovering Hoverboard? Give reasons for your answer.

- _____
- _____
- _____

Are you feeling tired? Are you wishing there was another way to get around?
There is another way!

The Hovering Hoverboard allows you to hover to wherever you need to go! You will hover along with nothing but air separating you and the ground.

IT'S SO EXCITING!

Using your Hovering Hoverboard is easy! All you need is a friend or family member to help you on to the board and to turn it on for you.

INTRODUCING THE HOVERING HOVERBOARD

STOP WALKING HOVERING AND START HOVERING TODAY \$250!

FOR ONLY

Don't forget your helmet, mouthguard, protective eyewear, gloves, elbow pads, knee pads, and closed-in shoes. Wearing long clothing to cover your arms and legs is also strongly recommended.

We do not take responsibility for any injuries caused by the Hovering Hoverboard. No training on how to use this product is offered. Fictional product only.

© hoverboard

THURSDAY - Mathematics

Minute Maths

① Colour the correct chance words that best describe the below events.



might happen

will happen

won't happen

I will go to school this week.




might happen

will happen

won't happen

I will go swimming on a hot day.



might happen

will happen

won't happen

My teacher will turn into a robot.



might happen

will happen

won't happen

It will rain today.

② Draw a picture of something that might happen, will happen and won't happen today.

might happen


won't happen

will happen


--	--	--

Chance Problem Solving


Colour in the marbles to make the sentences true.




1. You might choose a red marble.



2. You won't choose a blue marble.




3. You might choose a yellow marble.



4. You have an even chance of choosing a green marble and a red.



5. You will choose a blue marble.



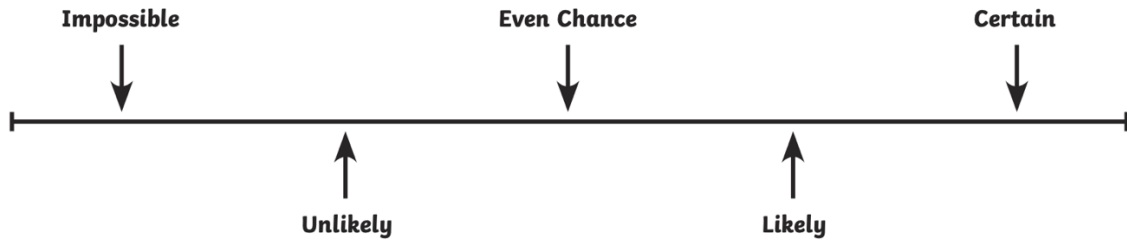
6. You won't choose a green marble.

Statistics and Probability – Can Do

Re-write these events in the number line boxes in order of how likely they are to occur.

Tomorrow it will snow.	I will walk 20 steps today.	I will watch TV today.
Tomorrow I will travel by rocket to school.	Tomorrow I will walk a dog.	I will go on a bus this week.
One day I will go to the moon.	Tomorrow I will be younger.	Tomorrow will be summer.

Number Line Probability



1.

2.

3.

4.

5.

6.

7.

8.

9.

THURSDAY – PDHPE

Lesson 10 – Water Safety

When we are out and about near water, there is a special code we should follow:

S - Stay
A – Away
F – from the
E – Edge

Discuss now why this is important with your parent, care-giver or teacher.

To keep yourself safe when you are in, on or near outdoor water, always follow “The Water safety Code”

The water safety code helps you to spot the dangers around water:

Dangers include

1. It will be cold
2. It can be difficult to get out
3. It can be deep
4. There may be hidden rubbish that could hurt you
5. There may be no lifeguards
6. The water may be dirty and could make you ill

These signs can help you spot danger



Can you guess what these signs mean? Discuss with your parent, care-giver or teacher.

Remember it's important to always be with an adult around water. Adults can help to point out dangers. You should learn how to help by

- If you see someone in difficulty, tell an adult
- Call 000 if there is an emergency
- Ask the lifeguard to help.

Activity 1 – What should you do? – Water Safety Scenarios

Read the following scenarios and discuss with your parent, care-giver or teacher what you should do. Then write your answers below each card.

1.

Water Safety

You and your friends have gone for a walk in the countryside. You come across a beautiful pond, full of plants and creatures. "Come on," says your friend, "I'm really hot. Let's go for a swim in this pond."



What should you do?

2.

Water Safety

You and your big brother are waiting for your mum to meet you at the swimming pool. Your mum is running late. "Let's just go swimming anyway," your brother says, "I'm 12, I'm old enough to look after you."



Should you wait for your mum?

3.

Water Safety

You are at the swimming pool having fun. Looking across to the deep end, you see someone waving their hand. Their head keeps coming above the surface then going back under.



What do you think is happening?
What should you do?

4.

Water Safety

You are at the swimming pool with your friends. They all want to go and play in the deep end but you can't swim very well yet.



5.

Water Safety

You are at the beach on a sunny day. Fixed into the ground near the sea are some flags. You aren't sure what the flags mean. How can you find out their meanings?



Activity 2 – Look at the picture below and circle all the dangers you can see.

Dangers near the Sea



Activity 3 – PE Activity – Choose your score

How to solve problems when moving?

You will:

- create rules to apply a scoring system with different targets
- perform the overarm throw using 4 key components
- reflect upon your performance and identify ways to perform a throw more successfully

You will need:

- Help from an adult
- A soft object to throw (for example, soft ball, pair of socks, soft toy, scrunched-up paper)
- An object or landmark to create a target for the object to hit (for example, bucket, a long piece of string laid in a circle, an 'X' formed by two pieces of tape/material, a t-shirt laid on the ground, a chair/bench, a wall, a tree)

Let's Play

- Choose a safe playing area where you can throw a number of soft objects. Create 5 targets that you can safely throw a soft object towards. Place each of these targets at different distances from the 'starting line'.
- Give each target a different point value. Consider how far the target is from the 'starting line' and the size of the target compared to others. The target you consider to be the hardest to hit should be worth 5 points. The easiest to hit should be worth 1 point.
- Discuss with your teacher or parent/caregiver how you decided the point value for your 5 targets.
- Review the pictures below for an example of the throw overarm. Focus on these important parts while throwing

- a) Eyes (Eyes focused on target area throughout the throw.)**
- b) Side on (Stand side-on to target area.)**
- c) Step forward (Step towards target area with opposite foot to throwing arm.)**
- d) Follow through (Throwing arm follows through, down and across the body.)**



Play the game 'Choose your score' using the overarm throw.

- To complete the challenge you need to hit all of your 5 targets and score 15 points. You may choose the order in which you attempt to hit the targets.
- Discuss with your teacher or parent/caregiver if you think the placement of your targets based on their point value is suitable. Make any adjustments that you think you need to.
- Play 'Choose your score' for a total of 5 times. Each time you play change the order that you try to hit the targets. Record how many throws were required to score 15 points.

Table 1 Choose your score

Attempt 1	Attempt 2	Attempt 3	Attempt 4	Attempt 5

Discuss the following reflective questions with your teacher or parent/caregiver.

- Identify the four important parts of an overarm throw.
- How did you adjust your throw for each of the different targets?
- How do you think you could change your throwing so it is more accurate?

Play 'Choose your score' again.

- You may choose the number of points needed and which targets you will aim for to make that score.
- For example, you may choose the target score to be 24 points. You decide that you will try to hit the 5 point target four times then the 4 point target.
- Record your target score and how many throws you needed to achieve it.

Table 2 Choose your score

Score	Attempt 1	Attempt 2	Attempt 3

Discuss the following reflective questions with your teacher or parent/caregiver.

- How did you adjust your throw for each of the different targets?
- How do you think you could change your throwing so it is more accurate?

Must do:

- Using the table in Monday's spelling, practise your spelling words.

Remember to look, say, cover, write, check and correct each word.



Look



Say



Cover



Write



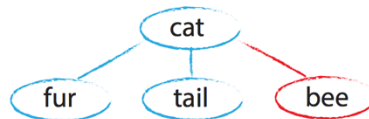
Check

- Have a family member test you on your spelling words. How did you go?

Can do:

Odd One Out

For each of your spelling words, write four words. One is your spelling word, two relate to your spelling word and one is the odd word out that doesn't fit with the other two.



Reading

Visit World Book Online to read about food



Your login details:

Username: tnps Password: tnps

<https://www.worldbookonline.com/kids/home#article/ar830492>

Find the answers to these questions

1. Name two types of food that come from plants.

2. Name two types of grains.

3. Name two types of food that animals provide.

4. Where do stores get the food that they sell?

5. What is your favourite food?

Learn More!

Test how much you know about food by doing this fun activity!

<https://www.worldbookonline.com/kids/home#activities/foodFun/th000003>

Use the table and foods on the next page to complete the activity.



arugula



water chestnuts



tomato



broccoli



radish



cauliflower



spinach



zucchini



onions



sesame



beet



nasturtium



cucumber



carrot



lettuce



sunflower



jicama



parsley



celery



bell peppers



cabbage



green peas



olives



bamboo shoots

Seeds	Roots	Stems	Fruits	Leaves	Flowers

FRIDAY - Mathematics

Minute Maths

Use these words from the boxes to answer questions 1-3.

likely	unlikely	impossible	even chance
--------	----------	------------	-------------



1. What is the chance you will choose a square?



2. What is the chance you will choose a triangle?

2. _____



3. What is the chance you will choose a rectangle?

3. _____

Challenge:



4. It is certain you will choose a circle.

True or false? Why?



5. What shape has the highest chance of being chosen?

Why?

Statistics and Probability – Must Do

Choose **certain** or **impossible** to describe the chance of each event happening.

- a) If you roll a dice, you will roll a number between 7 and 12.



certain
impossible

- b) If you jump into a pond filled with water, you will get wet.



certain
impossible


Write the correct word from the list below to complete these sentences.

likely, unlikely, impossible, certain

- a) It is _____ that the sun will set this evening.
- b) It is _____ that the weather will be warm during summer.
- c) It is _____ to teach a pig to drive a car.
- d) It is _____ that you will travel into space during your lifetime.

Write **likely**, **unlikely**, **impossible** or **certain** underneath each event to describe the chance of them happening.

- a) I will be given an elephant for my next birthday.



- b) A flipped coin will land on either a head or a tail.



- c) My brother will choose to wear his shorts on a hot day.



- d) If I eat pumpkin for my dinner, I will then turn into a pumpkin.



Statistics and Probability – Can Do

Can you fill this timeline with situations that range from impossible to certain?

Certain

Likely

Unlikely

Impossible



FRIDAY – Funday!



Put on your favourite music and spend the afternoon completing some fun activities


You may also like to do some of these activities in the holidays!

Other ideas....

create your own scavenger hunt for someone in your family to complete



create your own code breaker



invent a new game



create an obstacle course and time yourself completing it



help someone with a job around the house



Hands on Activities!


Nature Shadow Art



Stick Painting



Marble Run



Chalk Art



Paper People




Simon Says Drawing

How to Play:

1. Give everyone paper and pencils/crayons/markers/pens to play with.
2. One person will be "Simon" and will be responsible for giving out the directions for drawing.
3. Simon gives out directions by saying "Simon Says + direction". For example - Simon Says draw a large circle.
4. All players will draw what has been instructed.

Beware if Simon does not say Simon Says!



Minute it to win it!

Challenge your family to complete challenges in under a minute. Here are some ideas or create your own!

Balance the Die: put a paddle pop stick in your mouth and balance as many die as you can



Shake the Box: fill an empty tissue box with ping pong balls and tie around your waste. Shake your body and see if you can get all the balls out of the box!



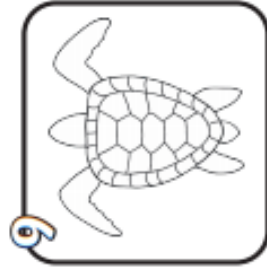


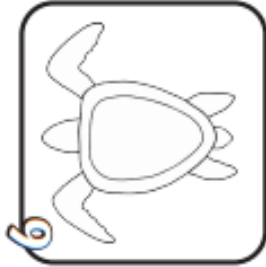

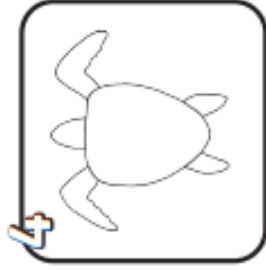
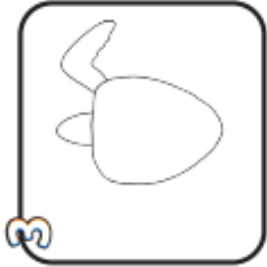
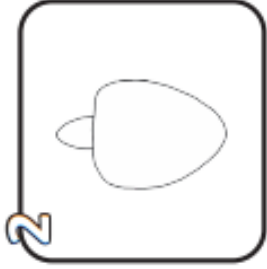
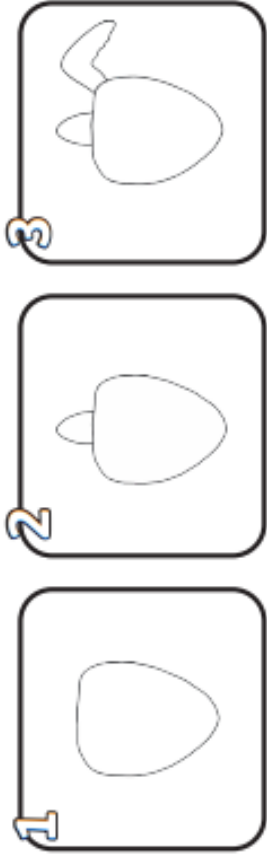
Stack the Apples: stack as many apples as you can in the minute. They have to be standing without you holding onto them



Don't Drop the Donut: string a donut between two chairs and see who can eat the most in under a minute without your donut falling down

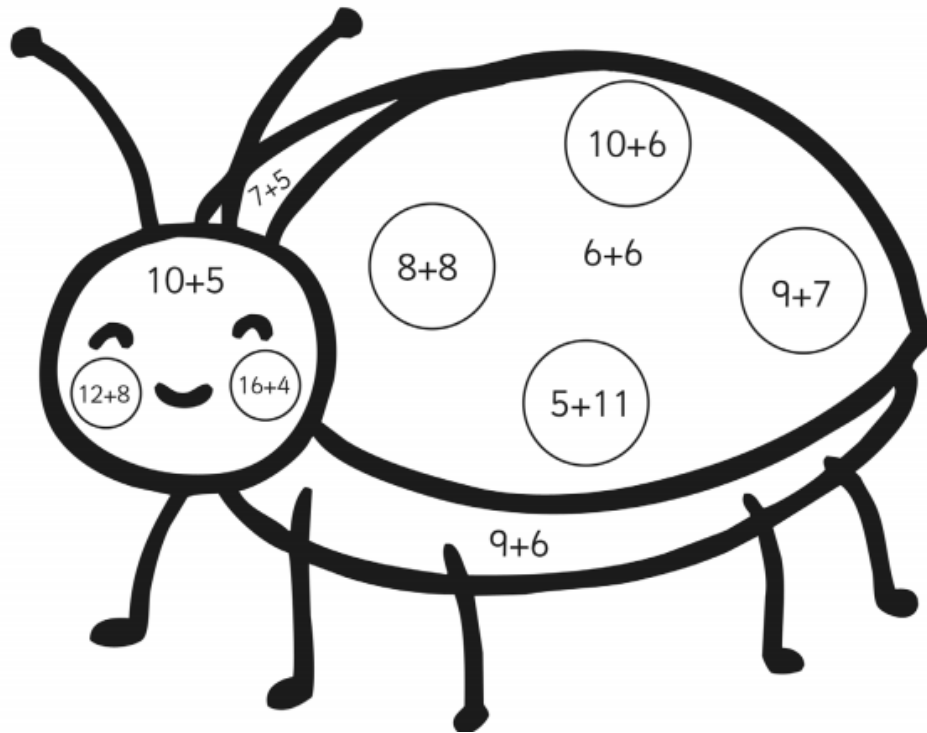


How to Draw a Sea Turtle



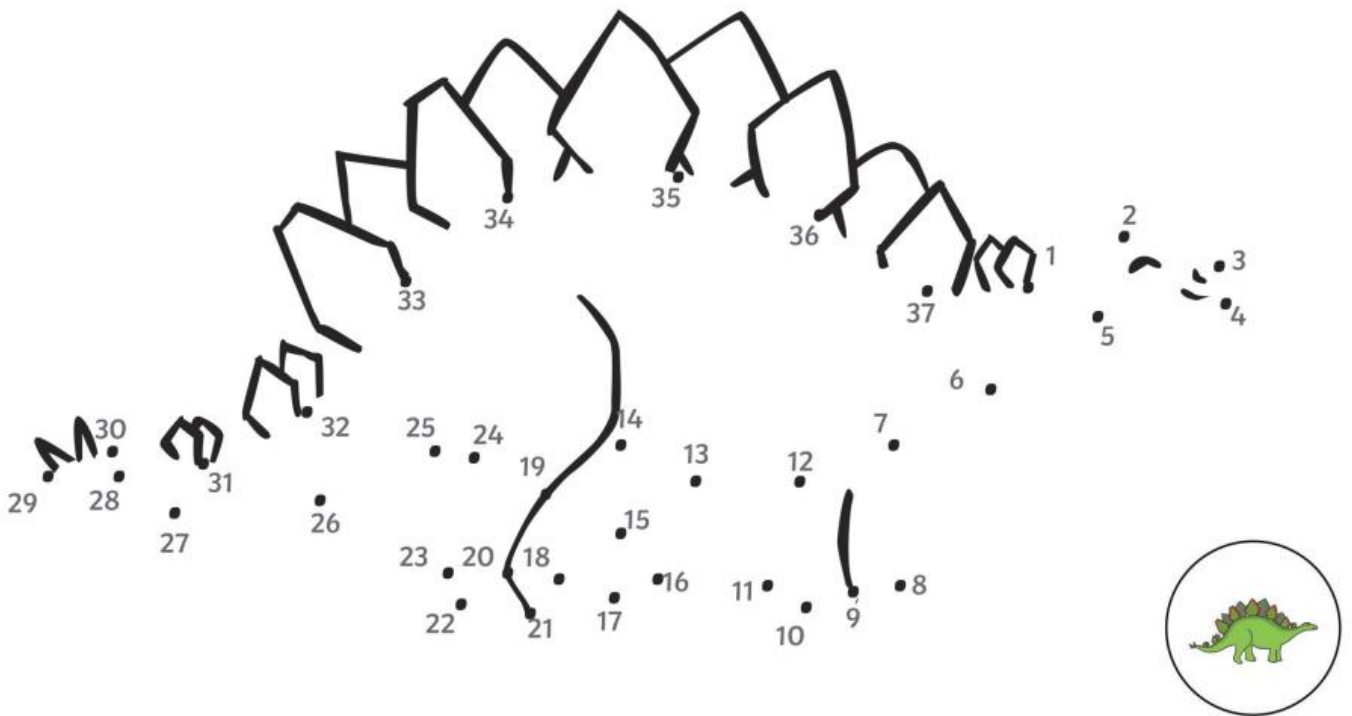
Minibeast Colour by Number Addition Up to 20

Solve the calculations in the picture to work out what colours they should be!



- 12 = Red
- 15 = Brown
- 16 = Black
- 20 = Pink

Stegosaurus



Place Value Colouring Hundreds Chart

Mystery Picture 3

Red	Black	Orange	Pink
<ul style="list-style-type: none"> • 6 ones • 11+11 ones • 2 tens 3 ones • 4 ones 8 tens • 9 ones 2 tens • 3 tens • 15+15+3 ones • 60-1 ones • 3 tens 9 ones • 42 ones • 0 ones 5 tens • 3 ones 5 tens • 8 tens 8 ones • 6 tens 3 ones • 19 ones 5 tens • 3 ones 7 tens • 78 ones • 80-1 ones • 40+40+5 ones 	<ul style="list-style-type: none"> • 47 ones • 7+7 ones • 1 tens 5 ones • 17 ones • 8 ones 1 tens • 30-2 ones • 3 tens 15 ones • 5 ones 2 tens 	<ul style="list-style-type: none"> • 3 ones to 5 ones • 4 tens 3 ones • 58 ones • 7 ones to 9 ones • 50-1 ones • 13 ones • 1 tens 9 ones • 2 ones 3 tens • 20+20 ones • 4 tens 14 ones 	<ul style="list-style-type: none"> • 6 tens 5 ones to 67 ones • 17 ones 7 tens • 76 ones • 7 tens 7 ones • 96 ones to 100-1 ones • 90-4 ones

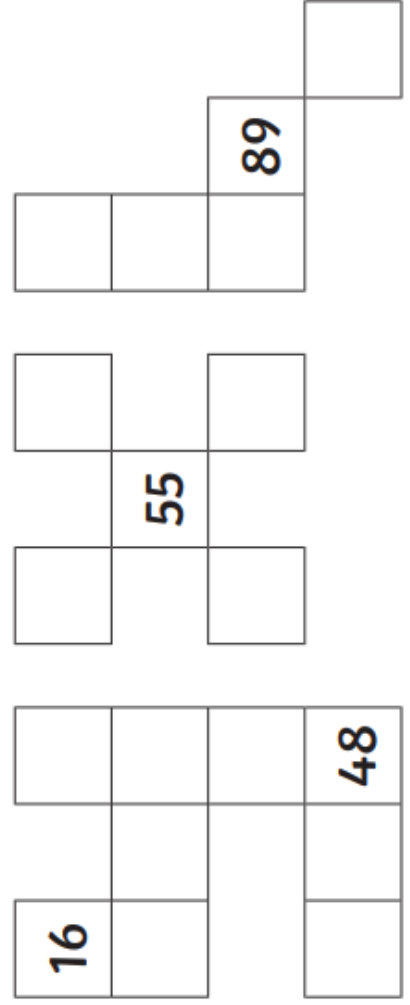
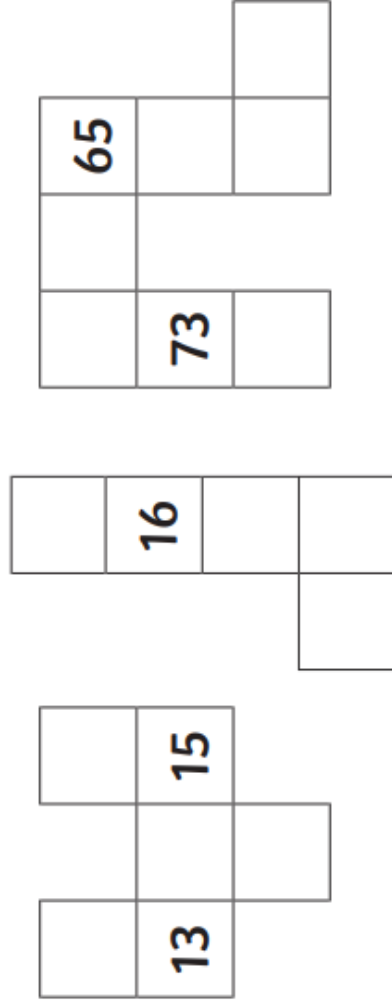
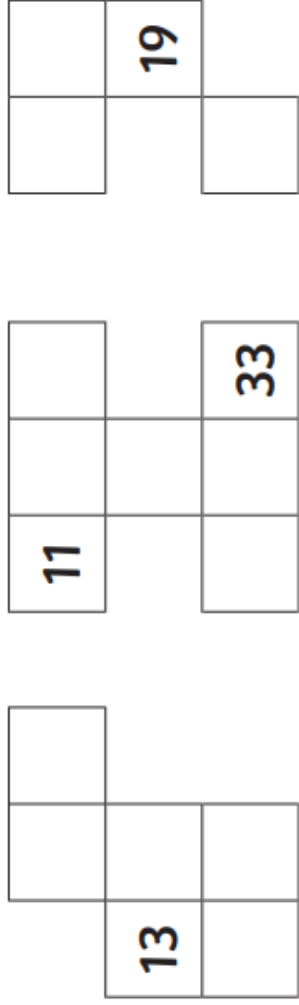
Mystery Picture 3

Use the clues to colour the numbers on this hundreds chart and make a picture.

1	2	3	4	5	6	7	8	9	10
11	12	13	14	15	16	17	18	19	20
21	22	23	24	25	26	27	28	29	30
31	32	33	34	35	36	37	38	39	40
41	42	43	44	45	46	47	48	49	50
51	52	53	54	55	56	57	58	59	60
61	62	63	64	65	66	67	68	69	70
71	72	73	74	75	76	77	78	79	80
81	82	83	84	85	86	87	88	89	90
91	92	93	94	95	96	97	98	99	100

Number Jigsaws

Someone has broken the number square into pieces!
Can you fill in the missing numbers?



Noggle

5	12	14
17	2	9
6	10	3

Write as many number sentences as you can. Use + and -.
Find the answers to your number sentences.



Move! your Body!



Here are some links to activities to give your brain a break and move your body!

<https://youtu.be/qQeq9ryQUa4>



SCAN ME

https://www.youtube.com/embed/iMO4txHN_3E

Aerobics



SCAN ME

<https://www.youtube.com/watch?v=-uKEuikMrRo>



SCAN ME