

NAME: _____



EXPERIENCE TODAY INSPIRE TOMORROW

Learning from Home

Unit: 3

Early Stage 1
Kindergarten



Term 3 Week 3 2021

Websites for Learning

- TNPS school website: <https://turramurrn-p.schools.nsw.gov.au> where our learning From Home Packages are located.
- Department of Education *Learning from Home*: <https://education.nsw.gov.au/teaching-and-learning/curriculum/learning-from-home>

Should you need to contact your child's teacher please use the following emails:

KW Marianne Galluzzo marianne.galluzzo@det.nsw.edu.au

KK Kierly Wiggins kierly.wiggins1@det.nsw.edu.au

OLYMPICS

- <https://jpf.org.au/classroom-resources/resources/tokyo-2020-olympics-activity-booklet/> Tokyo Olympics activity book for kids
- <https://education.nsw.gov.au/teaching-and-learning/learning-from-home/learning-at-home> Education Live videos

ENGLISH

Reading Eggs - <https://readingeggs.com.au/>

Storyline Online - <https://storylineonline.net/>

These books are all on the K-2 Premier's Reading Challenge book list:

- Ada Twist Scientist by Andrea Beaty <https://youtu.be/5tQcSKH37AY>
- All through the Year by Jane Goodwin - <https://youtu.be/ercfswr76Uc>
- Alpacas with Maracas by Matt Cosgrove - <https://youtu.be/mn36sa4nN1U>
- Amy and Louis by Libby Gleeson - <https://youtu.be/eG9pW7QDoM8>
- As Big as You by Sara Acton - https://youtu.be/lam_fEvQhP0
- Banjo and Ruby Red by Libby Gleeson - https://youtu.be/UL_94NVuhf0
- Fancy That by Pamela Allen - https://youtu.be/Du0_wiDo_AE
- Don't call me Bear! By Arron Blabey - <https://youtu.be/asZvNJOK5PY>

MATHEMATICS

- Mathletics <https://www.mathletics.com/au/>
- Mathematics activities for K-10 <https://nrich.maths.org/maths-at-home> with a focus on developing mathematical thinking and problem solving skills

SCIENCE AND TECHNOLOGY

- <https://thekidshouldseethis.com/> for Years 2-10. A collection of 4,300+ kid-friendly videos, curated for teachers and parents to share meaningful media. Useful as a writing prompt for informative, persuasive and imaginative texts.
- Fizzics Education. You can look at different experiments and listen to podcasts. <https://www.fizzicseducation.com.au/free-resources/>
- Environmental and Zoo education Centres <https://sites.google.com/education.nsw.gov.au/primary-school-resources/home>

CREATIVE ARTS

- Dance exploration <https://www.gonoodle.com/>
- Drama Activities for K-3 Students <https://www.teachstarter.com/au/blog/drama-games-lesson-ideas-activities-for-kids-k-3/>
- Art activities – Art for Kids Hub on Youtube - <https://www.youtube.com/user/ArtforKidsHub>



Turramurra North Public School

Experience today, Inspire tomorrow
237 Bobbin Head Road, North Turramurra 2074
Tel: 9144 4107

KK Class Catch Up and Check In Meetings **ZOOM INFORMATION FOR TERM 3 2021 – WEEK 3**

Dear Parents and Carers,

Classroom teachers will offer students catch up and check in meetings via video conferencing using Zoom. The class catch up and check in will provide a teacher-directed opportunity for students to see their teacher and chat informally with one another. They will discuss, review and participate in activities and receive feedback as they learn from home. Students may use a computer, laptop or iPad to join the meetings.

The video conference room is like a classroom, and the same school behaviour and discipline policies apply to this environment. Students need to access Zoom via <https://nsweducation.zoom.us/> and are required to use their **DoE student portal login** to gain access. **The DoE user ID and DoE password will be the same as last week.**

The Zoom meeting ID and passwords for this week are:

Class	Zoom Meeting ID		Zoom Meeting Password	
	Morning am	Afternoon pm	Morning am	Afternoon pm
KK	691 5938 8707	688 4632 2214	272705	705003

While access to the Zoom class will be for students, parents and carers are encouraged to be in physical proximity.

Each class will have a Zoom meeting in the morning and another, with different content, in the afternoon. Each session will be approximately 30-45 minutes as indicated. Students are expected to attend both the morning and afternoon session each day.

Monday 26 July, Tuesday 27 July, Wednesday 28 July, Thursday 29 July and Friday 30 July

Time	Class
9.30am	KK & KW & 5T & 6B
10.30am	1F & 1W & 2M & 2R
11.30am	3R & 3H & 4H
12.15pm	KK & KW & 5T & 6B
1.30pm	1F & 1W & 2M & 2R
2.15pm	3R & 3H & 4H

Our protocols for using Zoom have been written in the interest of privacy, safety and well-structured online learning environments. The protocols, explained below, outline the responsibilities for parents and carers, our students and our teachers when using Zoom. The protocols align with our current technology agreement.

By having your child log into a Zoom class, you and your child acknowledge these protocols and agree to participate in video conferencing adhering to these guidelines.

Protocols for using Zoom

Zoom sessions delivered by teachers cannot be recorded or reproduced in any way.

Parents and Carers:

- Support student access to a Zoom class and be in physical proximity while the meeting occurs.

- Support student participation in a quiet space and have a distraction free background behind them or blurred Zoom background.
- Assist with the checking of a student's computer camera and speakers in advance of the meeting.
- Understand the student protocols below and support your child/ren with these.

Students:

- Ensure you speak and participate in a positive, respectful way, by turn taking and listening to others
- Do not enter the online room without a teacher present.
- Be ready to access the Zoom class on time.
- Check your computer camera and speakers in advance of the meeting.
- Make sure you have a distraction free background or blur your Zoom background.
- When you're using your name in Zoom, only use your correct first name and the initial of your surname.
- Don't invite anyone else into your Zoom class meeting.
- Ensure you are wearing appropriate clothing when participating in a Zoom class meeting.

Teachers / Turramurra North Public School:

- Provide students with a Zoom meeting time, meeting ID and password in advance.
- Only conduct whole class or small group meetings. One-on-one catch up meetings will not be held with students or parents/carers.
- Remove and/or mute participants as deemed necessary.
- Never allow students into or be left in a Zoom room without supervision.

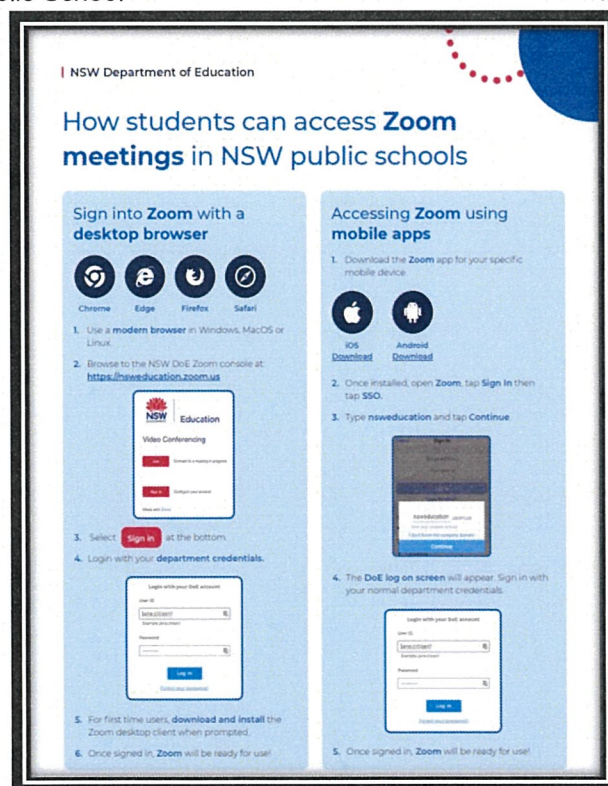
Please read the instructions below and download Zoom in preparation for your child's class meetings.

Please contact the school on 9144 4107 if you need to arrange the loan of additional devices.

Kind regards,

K-6 Teachers
Turramurra North Public School

Michelle Verhagen
Principal



Please note: If you are downloading the mobile app, you need to install **Zoom Cloud Meetings**.

Week 2 Term 3 – Learning from Home

Early Stage 1

You may need help from a parent/carer and possibly resources from your teacher.

Two activities have been selected for feedback. These are highlighted on the timetable.

	Monday	Tuesday	Wednesday	Thursday	Friday
Morning	English Spelling/Phonics Reading/Writing 9.30 Zoom KK and KW Introduction of this week's sound. Verbs – What is a verb?	English Spelling/Phonics Reading/Writing 9.30 Zoom KK and KW Match the picture to the sentence	English Spelling/Phonics Reading/Writing 9.30 Zoom KK and KW Addition dice game	English Spelling/Phonics Reading/Writing 9.30 Zoom KK and KW Show and tell – What is my favourite season?	English Spelling/Phonics Reading/Writing 9.30 Zoom KK and KW 3D Shape Hunt
Break	Break	Break	Break	Break	Break
Middle	Mathematics	Mathematics	Mathematics	Mathematics	Mathematics
Break	Break	Break	Break	Break	Break
Afternoon	12.15 Zoom KK and KW Science Activity – discuss making a weather chart. Science	12.15 Zoom KK and KW 2D shape review Story and chat Art	12.15 Zoom KK and KW Sentence of the day sharing Story and chat Library	12.15 Zoom KK and KW Show and tell – What is my favourite season? PDHPE	12.15 Zoom KK and KW What was your favourite part of the week? Music

MONDAY -English

Spelling

- Sound of the week “m,a,t,s” revision.
- Watch the following video to practice your sounds.
<https://www.youtube.com/embed/yM3dMF-Bxuk>
- Make a list of words using the sound cards attached.

Reading and Writing

- **Sentence of the Day** – todays sentence needs to use the words look, dog, little
- Cut out the sight words at the end of the booklet (on cardboard) and play memory match up with them. You will need to put all the cards face down and flip them over 2 at a time to find the match. If they don't match flip them back and try again.
- **Watch the story** “MY COUNTRY” By Ezekiel Kwaymullina & Sally Morgan.
<https://www.youtube.com/watch?v=jn60eb2fBxk>
- Complete the worksheet on verbs.

MONDAY - Mathematics

- Complete the Number of the day Worksheet. The number for today 5.
- Complete the activity on 2D Shapes.
- Keep a tally of the Australian medal count in the table. This is a continuous activity that you can complete throughout the Olympics. You can add to it each time Australia wins a medal. You may like to add another country to your medal count and compare the two countries.

MONDAY – Science

- Listen to the story “Oh Say what You Say About Weather Today.”
<https://www.youtube.com/watch?v=-aM5JPSAfGE>
- During Zoom today you will be learning about extreme weather with your teacher. Extreme weather is very bad weather. After the chat you will be doing your worksheet on bad weather conditions.
- We will also discuss making a weather chart during our Zoom session and you will continue to add to it throughout the week.

Sound Card

Cut out the sounds and use them to make some different words. Write the words you create on the lined paper.

m

a

t

s

m


a

t

s



SENTENCE OF THE DAY

☐

Capital letter

ABC

☐

End punctuation

! ? .

☐

Spaces between words

☐

Describing word






Watch the story "MY COUNTRY" By Ezekiel Kwaymullina & Sally Morgan the computer
<https://www.youtube.com/watch?v=jn60eb2fBxk>

Complete the following worksheet on verbs.

Verbs

A verb is a 'doing' word. It is used to describe an action. Choose 3 verbs from your book. Write them down and draw a picture.


1. _____ 2. _____ 3. _____



NUMBER OF THE DAY

--	--	--

Numbers before



--	--	--

Numbers after

Colour it:

Tally it:

Write the word:

Tens

Ones

--	--

The number is:

ODD

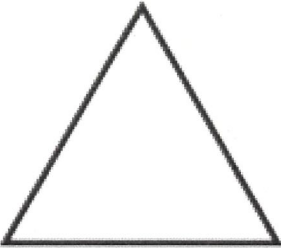


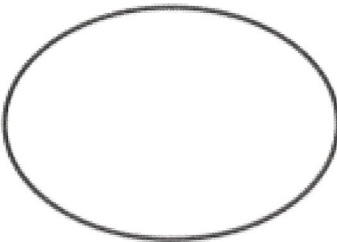

EVEN

Draw it:

Show on the ten frames:

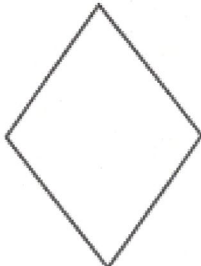
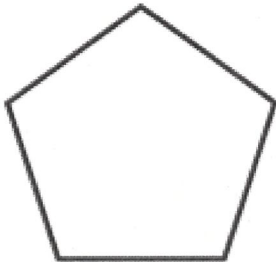
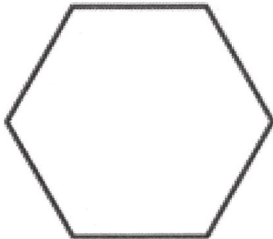
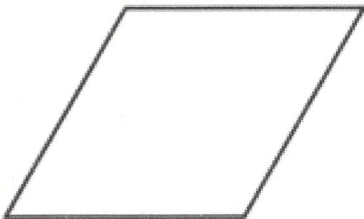
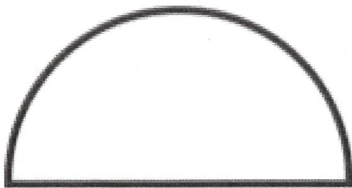
2D Shape Spy I have...

SHAPE

SHAPE	NAME	SIDES	CORNERS
			
			
			
			
			

2D Shape Spy I have...

SHAPE

SHAPE	NAME	SIDES	CORNERS
			
			
			
			
			

Olympic Medal Count

	Gold 	Silver 	Bronze 
			

Some weather can be very serious or dangerous.

Draw what you think these weather events might look like.

flood

bushfire

drought

hurricane

Which one of these do you think is the most dangerous and why?

Record the weather each day by drawing in the boxes.

Record the weather each day by drawing in the boxes.

	afternoon	morning
Monday		
Tuesday		
Wednesday		
Thursday		
Friday		
Saturday		
Sunday		

Use these weather symbols to help you fill out your chart.

sunny and
cloudy



sums



rain



show



cloudy



thunder and lightning



windy

TUESDAY - English

Spelling


- Sound of the week “m,a,t,s” revision.
- Watch the following video to practice your sounds.
<https://www.youtube.com/embed/yM3dMF-Bxuk>
- Play BINGO using the m,a,s,t words listed below the BINGO board.
- Complete the rhyme activity attached.

Reading and Writing

- **Sentence of the Day – todays sentence needs to use the words was, big, car**
- Using the sight words you cut out yesterday play a game of snap. Divide the cards between 2 or more players. Flip the cards over 1 at a time and if you get a match snap down on the cards. The winner is the person with the most matches at the end.
- Read the passage ‘The Hot Sun’ and complete the worksheet.
- Match the correct sentence to the picture and practice writing the sentences.


TUESDAY - Mathematics

- Complete the Number of the day Worksheet. The number for today 30.
- Play the ‘Take 10’ game.
- Write down all of the ‘Friends of 10’ you know. You could even draw a picture of to show each number sentence.
- $4+6=10$



TUESDAY – Art

- Complete the Olympic Rings colouring sheet. Can you match the right colours to the right rings?
- Watch the video on the History of the Olympic Flame <https://youtu.be/W1Af40zuPjU>
- Make your own Olympic torch. You could have a relay around your home using the torch just like they do before the Olympic Games start.



BINGO

at

sam

stat

mat

tam

tat

sat



mats

am

mast

RHYME TIME!

Draw 2 things that rhyme with...



SENTENCE OF THE DAY

☐

Capital letter

ABC

☐

End punctuation

! ? .

☐

Spaces between words


☐

Describing word



The Hot Sun

Tricky words:

the

is

my

has

The sun is big and red. The sand is hot. I get my hat. My dad has a tan. We sit on a mat.



Dad has a:

- tan
- pan
- tin

Write a word that rhymes with **big**.

Self-reflection:









Read the sentences carefully. Cut them out and match them to the correct picture.

On the lined paper practise writing the sentences.

Set One: Short a




The cat is on a mat.

The man has a hat.

The rat had a nap.


The ram has a bag.



NUMBER OF THE DAY

--	--	--

Numbers before



--	--	--

Numbers after

Colour it:

Tally it:

Write the word:

Tens

Ones

The number is:

ODD

EVEN

Draw it:

Show on the ten frames:

Deck

TAKE Ten

100%
Toucha
Screens


Take 4 cards from the deck. Turn them over and place them on the number boxes. If you can make a total of 10 collect them and put them to the side. Replace with cards from the deck. If you cannot make 10 choose one card to replace. Put it at the bottom of the deck and choose a new card from the top. The winner is the person with the most cards in their saved pile at the end of the game.


1

2

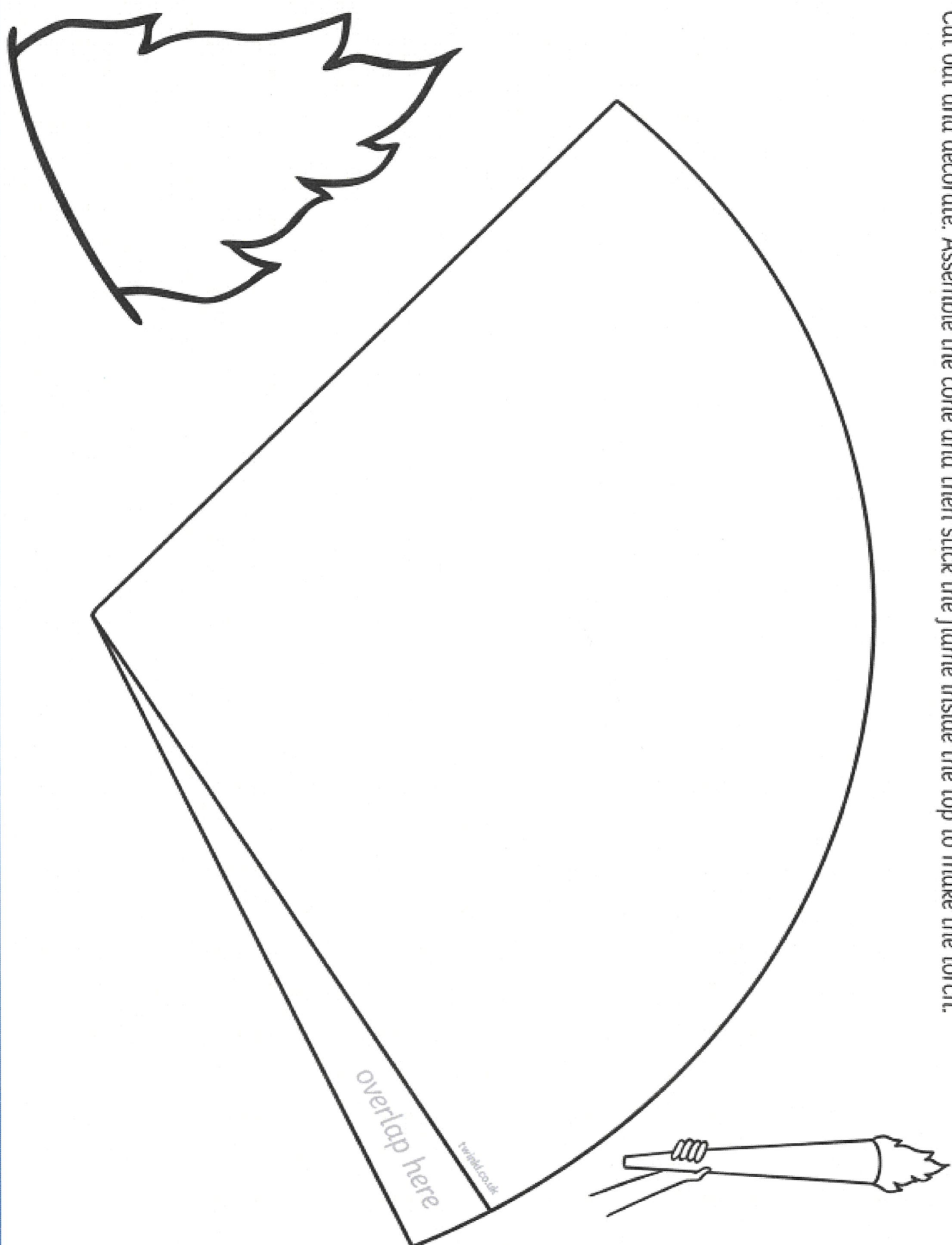
3


4





Cut out and decorate. Assemble the cone and then stick the flame inside the top to make the torch.





WEDNESDAY - English

Spelling

- Sound of the week “m,a,t,s” revision.
- Watch the following video to practice your sounds.
<https://www.youtube.com/embed/yM3dMF-Bxuk>
- Use the words from yesterday’s BINGO game and play ‘Beat the Blast Off’ with a partner. One person picks a word and the other has to guess it before the rocket blasts off.

Reading and Writing

- **Sentence of the Day – todays sentence needs to use the words today, went, cat**
- Practice reading and writing your sight words.
- Read ‘I Can Mix Colours’ <https://portal.flyleafpublishing.com/wp-content/uploads/books/26-I-Can-Mix-Colors/mobile/index.html#p=1>
- Complete the worksheet.

WEDNESDAY - Mathematics

- Complete the Number of the day worksheet. The number for today 11.
- Play the 4 in a row addition game.
- Can you have a go at writing all the numbers to 100? For an extra challenge you could write to whatever number you can.

WEDNESDAY – Library

- Complete the library task from Mrs Burnes.

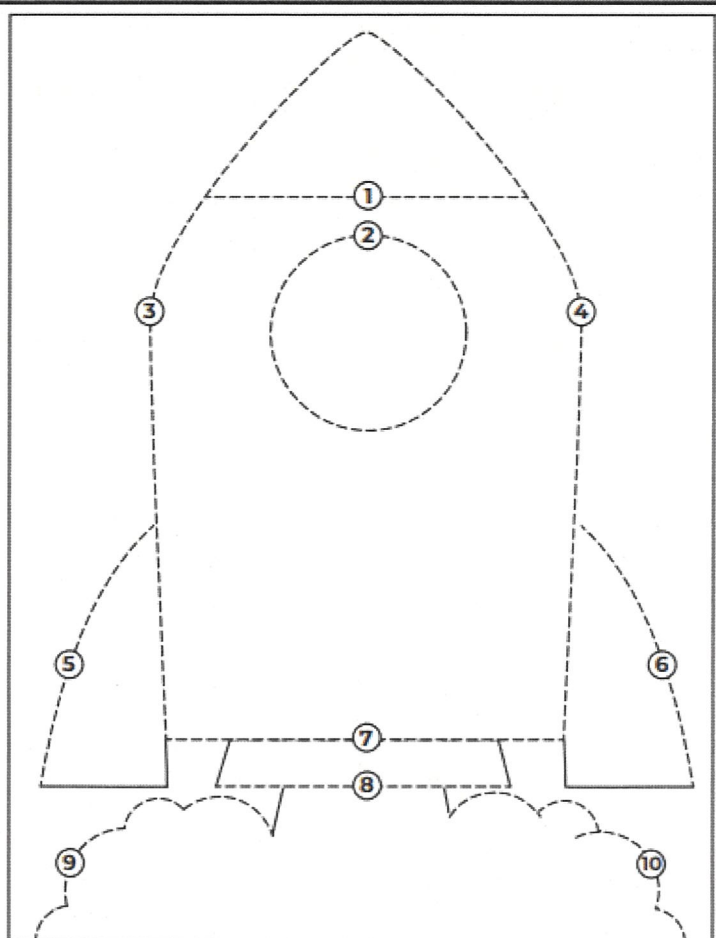
BEAT THE BLAST OFF!

Guess the letters of the mystery word. You have 10 chances before the rocket blasts off.

Letters of the mystery word:

Track your letter guesses

1 □ —	2 □ —	3 □ —	4 □ —	5 □ —
6 □ —	7 □ —	8 □ —	9 □ —	10 □ —



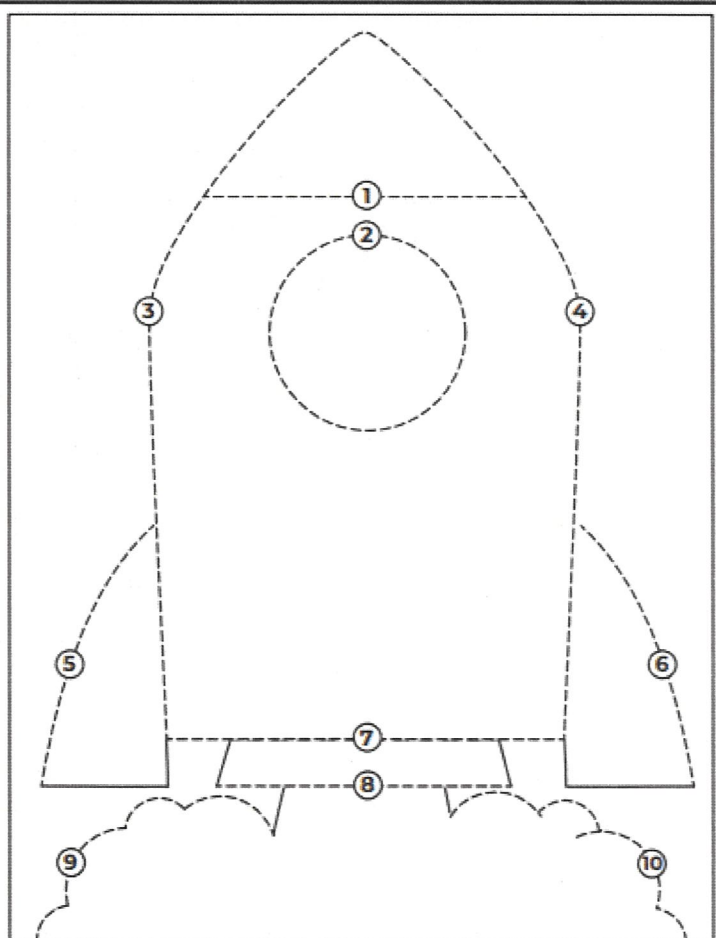
BEAT THE BLAST OFF!

Guess the letters of the mystery word. You have 10 chances before the rocket blasts off.

Letters of the mystery word:

Track your letter guesses

1 □ —	2 □ —	3 □ —	4 □ —	5 □ —
6 □ —	7 □ —	8 □ —	9 □ —	10 □ —



SENTENCE OF THE DAY

- ☐ Capital letter
☐ End punctuation
☐ Spaces between words
☐ Describing word

ABC

! ?

→

Adjective

I Can Mix Colours

Read and Draw

Read the poem and draw an illustration to go with it. Then read the poem to someone and explain how your illustration matches the words.

Red, Green, Yellow

Red is stop.


Green is go.

Yellow is stop and look.

But what is blue?

I do not understand what to do with blue.

Do you?



Mixed-Up Sentence

Unscramble the words and write the sentence.

too. can mix You colors,

Write the Letters

Write each of the letters as neatly as you can, as many times as you can, to fill up the line.

W

w

NUMBER OF THE DAY

--	--	--

Numbers before



--	--	--

Numbers after

Colour it:

○	○	○	○	○	○	○	○	○	○	○
○	○	○	○	○	○	○	○	○	○	○
○	○	○	○	○	○	○	○	○	○	○

Tally it:

Write the word:

Tens

Ones

--	--

The number is:

ODD

EVEN

Draw it:

Show on the ten frames:

○	○	○	○	○	○
○	○	○	○	○	○
○	○	○	○	○	○
○	○	○	○	○	○
○	○	○	○	○	○


FOUR in a ROW



addition

Roll 2 six sided dice. Add the numbers together and find that number on the game board. Place a counter on the number, if you can't find the number then you miss a turn. The first person to get 4 in a row **WINS!**

12	8	5	4	2	3
5	9	6	3	7	11
10	8	4	11	6	12
2	11	7	5	9	4
12	3	8	6	4	5
8	11	9	2	7	10




LIBRARY

Click on the link below to view the book

'The Dress-Up Box' by Patrick Guest.

<http://www.viewpure.com/V5QOkCRLyiY?start=0&end=0>







Draw one or more things on each child from the Dress-Up Box. Have a go at writing what they are in the box.

THURSDAY - English

Spelling

- Sound of the week “m,a,t,s” revision.
- Watch the following video to practice your sounds.
<https://www.youtube.com/embed/yM3dMF-Bxuk>
- Go around your house and find things that start with m, a, t, s and write them down on the lined paper.
- Watch the video on letter formation and practice writing each letter. Use a whiteboard or lined paper to write each letter. You could do this a few times for each letter
<https://www.youtube.com/embed/DlojiV3yszA>

Reading and Writing


- **Sentence of the Day** – today's sentence needs to use the words happy, boy, dig
- Play sight word connect 4.
- Complete the read and draw activity. Read the sentence carefully and draw a picture to match.
- Search-a-rooney - see what things you can discover in this picture.

THURSDAY - Mathematics

- Complete the Number of the day Worksheet. The number for today 14.
- Play the addition game clear the decks. Place counters/lego/pasta on each square. Roll the two dice and add the numbers together. Take a counter away from the number you get. See if you can clear the whole board. You can also play this with a partner and see who can clear the most numbers. If you roll a number and there are no counters left on that number you miss a turn.

THURSDAY – PDHPE

- Complete the activity from Mrs Deck





SENTENCE OF THE DAY

☐

Capital letter

ABC

☐

End punctuation

.,!?

☐

Spaces between words


☐

Describing word



Connect 4

HOW TO PLAY

2 players take turns rolling the dice and choosing a box in the corresponding column to read. If correct they can place a counter on it. First player to get 4 in a row up, across or diagonal is the winner.

1	2	3	4	5	6
me	for	but	saw	is	when
at	you	go	came	his	her
that	were	so	day	house	because
me	for	but	saw	is	when
at	you	go	came	his	her
that	were	so	day	house	because

Phonics Read and Draw

I can see a box.

The box is red.

The cat is
in the box.

The dog is
in the box.

The box is
on the bed.

Carefully look at the picture. See what you can discover.



Questions

1. Name five animals you can see on this page. Can you name more?


2. Look at the picture and describe an animal that you have never seen before.

3. What animal did you describe?

NUMBER OF THE DAY

--	--	--

Numbers before



--	--	--

Numbers after

Colour it:

Tally it:

Write the word:

Tens

Ones


The number is:

ODD

EVEN

Draw it:

Show on the ten frames:



Early Stage 1 - Staying Safe PDHPE

Lesson 3 - Safety on Wheels

This week we will be looking at the key road safety messages

- Always wear your helmet when you ride or skate
- Ride your bike away from the road

Activity 1 - Read the e-book and answer questions

Click on the link below to read the e-book to find out who wears a helmet to keep safe on their wheels, at work and at play. Then answer the questions.

<https://www.safetytown.com.au/play-activity/who-is-wearing-helmet/>

Questions

1. Why do people wear helmets?

2. When do you wear your helmet?

3. Helmets protect the head, face and brain from injury. Look at the different types of helmets and how they are made for a specific purpose. Write down the difference between the bike helmet to the motorcycle helmet.

4. Other protective gear can be used to prevent injury. Can you list some examples of the other protective gear people are wearing in the e-book?


It's important to play and ride in areas that are away from vehicles and from water. Go back through the e-book and discuss the different locations children are playing and the features that make them a safe choice like fences, bike paths and being away from roads and vehicles.




Information for Parents and Students

- Children need a safe place to ride, scooter or skate. Places include the backyard, fenced park, cycle path or recreational area. Roads, car parks, driveways, and tram and train station platforms are not safe places to ride or play.
- It's the law for everyone to wear a helmet when riding a bike in any public place. The helmet must meet Australian Standards and be securely fitted and fastened.
- Protective clothing, such as enclosed shoes, also help keep children safe on wheels.
- Children under 16 and adult riders supervising them may ride on the footpath unless there is signage prohibiting this. Cyclists must keep to the left and give way to pedestrians.
- At intersections, children and adults must dismount and use safe pedestrian behaviour as they wheel the bike or scooter across the road.
- Adults can help children learn safe cycling practices by riding with them and talking with them about the importance of wearing a helmet and following the rules when riding.

Activity 2 - Complete the Spot the Difference Activity. Notice one child is riding on the footpath = safe behaviour and one child is riding on the road = unsafe behaviour. There are 8 differences in the two pictures below. Can you find them. Circle them in red.















Activity 3 – Colour in the picture below of the family riding. They are all riding with their helmets on.



Activity 4 – This week's PE Activity. Complete the Fitness for Fun Board Game with your family.

Fitness for Fun Board Game
Created by Mrs Deck

FINISH		Do 8 sit-ups				Run on the spot for 30 seconds	
		Balance on one leg for 15 seconds		Oh dear! You are out of breath! Lose a turn			
You didn't eat your vegetables for dinner. Go back!		Jump like a kangaroo for 20 seconds					
Jump from side to side for 30 seconds				Great warm up! Move ahead 4		Great warm up! Move ahead 4	
				Super Skip Move ahead		Super Skip Move ahead	
Do 5 push-ups		You're full of energy! Take another turn		Warm up by doing 10 star jumps		Warm up by doing 10 star jumps	
							
You tripped over! Go back to the start		Touch your head, shoulders, knees and toes 10 times		Hop on one leg for 10 seconds		Hop on one leg for 10 seconds	

FRIDAY - English

Spelling

- Sound of the week “m,a,t,s” revision.
- Watch the following video to practice your sounds.
<https://www.youtube.com/embed/yM3dMF-Bxuk>
- Complete the ‘said’ worksheet.
- Watch the video on letter formation and practice writing each letter. Use a whiteboard or paper. <https://www.youtube.com/embed/DlojiV3yszA>

Reading and Writing

- **Sentence of the Day – todays sentence needs to use the words silly, pig, park**
- Complete the cut and paste Olympic Sport Sorting task.
- Complete the sentence writing activity on the sounds from this week.

FRIDAY - Mathematics

- Complete the Number of the day Worksheet. The number for today 3.
- Play the 3D object hunt game.

FRIDAY – Music

- Complete the music activities from Mr Cronin.



Name: _____

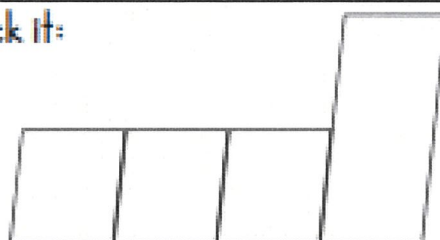
said

said

Trace it:

said

Block it:



Write it:

Circle it:

aids

said

disa

said


isad

asid

Use it in a sentence:


She _____ it will rain.

Build it:



Copyright © 2015 Test Prep

i a s d



SENTENCE OF THE DAY

☐

Capital letter

ABC

☐

End punctuation

. ? !

☐

Spaces between words

☐

Describing word

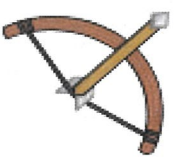


Olympic Sports Sorting

Cut, sort and glue the sports into the correct column.

Ball Sports	Water Sports	Other

archery



surfing



cycling



judo



golf



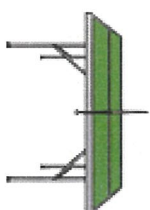
diving



skateboarding



table tennis



artistic swimming



basketball



soccer




rowing



Line Key

Cut





Trace and copy the sentences below.

Mummy on the moon m, m, m.

Ants on apples a, a, a.

Trotting tigers t, t, t.

Seals swim, seals slide s, s, s.


Draw a picture of one of the sentences.



NUMBER OF THE DAY

--	--	--

Numbers before



--	--	--

Numbers after

Colour it:

Tally it:

Write the word:

Tens

Ones

--	--

The number is:

ODD

EVEN

Draw it:

Show on the ten frames:

3D Shape Hunt

SHAPE

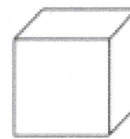
Search around your classroom for 3D shapes
and draw them in the correct box.



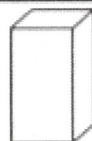
Cone



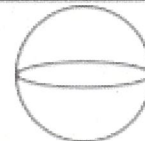
Cube



Rectangular
Prism



Sphere



Kindergarten Term 3 Week 3



First let's revise *I like the flowers* from last week.

Can you remember the actions?

<https://www.youtube.com/embed/t6PKcnTGVX4>



Let's Play in the Kitchen Band

Listen to the song below, then find some things from your kitchen that can make these sounds. Listen again and play along.

Mice walking quietly


Monster marching loudly

Mice sneaking up the monster's leg

Monster sneezing

Mice giggling

<https://www.youtube.com/embed/uTBX37bg9eY>



Fast and Slow

Follow the link below and move fast when the music is fast/slowly when it's slow.

<https://www.youtube.com/embed/ENgMoTVzpLk>



Listen to the beginning of each of these pieces of music.

Which ones are fast, which are slow? Which do you like best? Discuss with your carer.

<https://www.youtube.com/embed/8IKqmLG7v1w?list=RD8IKqmLG7v1w>



Beethoven's 5th Symphony

https://www.youtube.com/embed/_4IRMYuE1hI?list=PL8a60VvMavvcWH7t6AOY4vSITcDs8P3kt



Flight of the Bumblebee

<https://www.youtube.com/embed/M93qXQWaBdE>



Eric Satie – Gymnopedie No.1

<https://www.youtube.com/embed/2WfaotSK3ml>



Have fun 😊

WORD WORK IDEAS

BLOCK WORDS Write or stick letters onto blocks, then use them to build your words.	FANCY WRITING Write your words in fancy writing e.g. twirly writing, bubble writing, dotted, squiggle writing.	BEAD WORDS Write letters on beads and then thread your words onto string or pipe cleaners.	SENSORY WRITING Write your words in a tray of rice, sand, salt or sugar.
ALPHABETICAL ORDER Write your words in alphabetical order. Challenge- write them in reverse alphabetical order.	DOT PAINT WORDS Use a cotton bud or a paint brush to write your words by dotting each letter.	LETTER COLLAGE Cut out letters from newspapers and magazines and create your words.	TRAIN TRACKS Write your words on stickers and place on your train set. Say the words as the train rolls over them.
MAGNETIC LETTERS Make your words with magnetic letters.	PLAYDOUGH Make your words with playdough.	LEGO WORDS Make your words using pieces of lego to build each letter.	CHALK TALK Write your words with chalk on an outside area or chalkboard.
SECRET CODE Create a code with pictures for each letter of the alphabet. Write your words in that code.	WRITING TOOLS Use as many different writing tools as you can to write your words e.g. pencil, crayon, texta, marker.	RAINBOW WRITE Write your words with different colours. You might like to use different colours for each word, or each letter.	WORD REVEAL Write your words with white crayon, then use watercolour paint or textas to reveal your words.
BEADS & BUTTONS Use small objects (like beads, buttons, gems) to make your words.	PAPER WORDS Tear up paper into little pieces then glue together to make your words.	STICKER WORDS Use small dot stickers or any other small stickers to make your words.	MESSY WORDS Use messy materials like slime or shaving cream to write your words in!
MAKE A PUZZLE Write your words and then cut them up into a puzzle. Then put back together.	FIND A WORD Make a Find a word with your sight words.	MEMORY/SNAP Write your words twice onto flash cards. Use to play Memory or Snap.	BINGO Write your words onto Bingo boards and make some flash cards. Use to play Bingo.
TARGET PRACTICE Put your words onto targets and try to hit them with a ball or beanbag.	SKITTLES Put your words onto skittles and say the word as you knock them over.	HIDDEN PICTURES Draw a picture and hide your words inside the picture.	WRONG HAND Write your words with your non writing hand.

FINE MOTOR ACTIVITIES

Spooning small items e.g. marbles, beads	Working with playdough- kneading, pushing, rolling, pulling.	Scissor practice- cutting straight, curved and zig zag lines.	Using tongs to pick up small items e.g. pom poms, buttons, dry pasta.
Threading beads onto shoe laces, pipe cleaners or spaghetti.	Pegging or clipping items to makeshift clotheslines.	Painting or tracing with water.	Lacing - into templates with holes or working with tying shoe laces.
Working with kinetic sand.	Cutting and pasting activities.	Manipulating and working with paper clips.	Creating things with rubber bands.
Using syringes with coloured water.	Placing toothpicks through small holes.	Hammer and screws or nuts and bolts activities.	Writing numbers or letters in rice, sand or salt.
Pricking holes with pins to make numbers, drawings etc.	Toilet Roll haircuts- draw faces and cut some hair.	Scrunching and gluing tissue paper and crepe paper to make artworks	Sorting small objects into empty egg cartons e.g. beads, pom poms
Picking up small objects with tweezers.	Buttoning and unbuttoning practice.	Paper tearing and creating artworks with the paper scraps.	Tracing activities- variety of dotted lines.

