

NAME: _____



Learning from Home

Unit: 4

Early Stage 1
Kindergarten



Term 3 Week 4 2021

Websites for Learning

- TNPS school website: <https://turramurrn-p.schools.nsw.gov.au> where our learning From Home Packages are located.
- Department of Education *Learning from Home*: <https://education.nsw.gov.au/teaching-and-learning/curriculum/learning-from-home>

Should you need to contact your child's teacher please use the following emails:

KW Marianne Galluzzo marianne.galluzzo@det.nsw.edu.au

KK Kierly Wiggins kierly.wiggins1@det.nsw.edu.au

OLYMPICS

- <https://jpf.org.au/classroom-resources/resources/tokyo-2020-olympics-activity-booklet/> Tokyo Olympics activity book for kids
- <https://education.nsw.gov.au/teaching-and-learning/learning-from-home/learning-at-home> Education Live videos

ENGLISH

Reading Eggs - <https://readingeggs.com.au/>

Storyline Online - <https://storylineonline.net/>

Story Box Online - www.storyboxlibrary.com.au (username: tnps and password: tnps)

These books are all on the K-2 Premier's Reading Challenge book list:

- Ada Twist Scientist by Andrea Beaty <https://youtu.be/5tQcSKH37AY>
- All through the Year by Jane Goodwin - <https://youtu.be/ercfswr76Uc>
- Alpacas with Maracas by Matt Cosgrove - <https://youtu.be/mn36sa4nN1U>
- Amy and Louis by Libby Gleeson - <https://youtu.be/eG9pW7QDoM8>
- As Big as You by Sara Acton - https://youtu.be/lam_fEvQhP0
- Banjo and Ruby Red by Libby Gleeson - https://youtu.be/UL_94NVuhf0
- Fancy That by Pamela Allen - https://youtu.be/Du0_wiDo_AE
- Don't call me Bear! By Arron Blabey - <https://youtu.be/asZvNJOK5PY>

MATHEMATICS

- Mathletics <https://www.mathletics.com/au/>
- Mathematics activities for K-10 <https://nrich.maths.org/maths-at-home> with a focus on developing mathematical thinking and problem solving skills

SCIENCE AND TECHNOLOGY

- <https://thekidshouldseethis.com/> for Years 2-10. A collection of 4,300+ kid-friendly videos, curated for teachers and parents to share meaningful media. Useful as a writing prompt for informative, persuasive and imaginative texts.
- Fizzics Education. You can look at different experiments and listen to podcasts. <https://www.fizzicseducation.com.au/free-resources/>
- Environmental and Zoo education Centres <https://sites.google.com/education.nsw.gov.au/primary-school-resources/home>

CREATIVE ARTS

- Dance exploration <https://www.gonoodle.com/>
- Drama Activities for K-3 Students <https://www.teachstarter.com/au/blog/drama-games-lesson-ideas-activities-for-kids-k-3/>
- Art activities – Art for Kids Hub on Youtube - <https://www.youtube.com/user/ArtforKidsHub>



Turrumurra North Public School

Experience today, Inspire tomorrow
237 Bobbin Head Road, North Turrumurra 2074
Tel: 9144 4107

KK Class Catch Up and Check In Meetings **ZOOM INFORMATION FOR TERM 3 2021 – WEEK 4**

Dear Parents and Carers,

Classroom teachers will offer students catch up and check in meetings via video conferencing using Zoom. The class catch up and check in will provide a teacher-directed opportunity for students to see their teacher and chat informally with one another. They will discuss, review and participate in activities and receive feedback as they learn from home. Students may use a computer, laptop or iPad to join the meetings.

The video conference room is like a classroom, and the same school behaviour and discipline policies apply to this environment. Students need to access Zoom via <https://nsweducation.zoom.us/> and are required to use their **DoE student portal login** to gain access. **The DoE user ID and DoE password will be the same as last week.**

The Zoom meeting ID and passwords for this week are:

Class	Zoom Meeting ID		Zoom Meeting Password	
	Morning am	Afternoon pm	Morning am	Afternoon pm
KK	647 6568 4945	695 3478 9453	562488	072465

While access to the Zoom class will be for students, parents and carers are encouraged to be in physical proximity.

Each class will have a Zoom meeting in the morning and another, with different content, in the afternoon. Each session will be approximately 30-45 minutes as indicated. Students are expected to attend both the morning and afternoon session each day.

Monday 2 August, Tuesday 3 August, Wednesday 4 August, Thursday 5 August and Friday 6 August

Time	Class
9.30am	KK & KW & 5T & 6B
10.30am	1F & 1W & 2M & 2R
11.30am	3R & 3H & 4H
12.15pm	KK & KW & 5T & 6B
1.30pm	1F & 1W & 2M & 2R
2.15pm	3R & 3H & 4H

Our protocols for using Zoom have been written in the interest of privacy, safety and well-structured online learning environments. The protocols, explained below, outline the responsibilities for parents and carers, our students and our teachers when using Zoom. The protocols align with our current technology agreement.

By having your child log into a Zoom class, you and your child acknowledge these protocols and agree to participate in video conferencing adhering to these guidelines.

Protocols for using Zoom

Zoom sessions delivered by teachers cannot be recorded or reproduced in any way.

Parents and Carers:

- Support student access to a Zoom class and be in physical proximity while the meeting occurs.
- Support student participation in a quiet space and have a distraction free background behind them or blurred Zoom background.

- Assist with the checking of a student's computer camera and speakers in advance of the meeting.
- Understand the student protocols below and support your child/ren with these.

Students:

- Ensure you speak and participate in a positive, respectful way, by turn taking and listening to others
- Do not enter the online room without a teacher present.
- Be ready to access the Zoom class on time.
- Check your computer camera and speakers in advance of the meeting.
- Make sure you have a distraction free background or blur your Zoom background.
- When you're using your name in Zoom, only use your correct first name and the initial of your surname.
- Don't invite anyone else into your Zoom class meeting.
- Ensure you are wearing appropriate clothing when participating in a Zoom class meeting.

Teachers / Turramurra North Public School:

- Provide students with a Zoom meeting time, meeting ID and password in advance.
- Only conduct whole class or small group meetings. One-on-one catch up meetings will not be held with students or parents/carers.
- Remove and/or mute participants as deemed necessary.
- Never allow students into or be left in a Zoom room without supervision.

Please read the instructions below and download Zoom in preparation for your child's class meetings.

Please contact the school on 9144 4107 if you need to arrange the loan of additional devices.

Kind regards,

K-6 Teachers
Turramurra North Public School

Michelle Verhagen
Principal

NSW Department of Education

How students can access Zoom meetings in NSW public schools

Sign into Zoom with a desktop browser

Chrome Edge Firefox Safari

1. Use a **modern browser** in Windows, MacOS or Linux.
2. Browse to the NSW DoE Zoom console at: <https://nsweducation.zoom.us>
3. Select **Sign In** at the bottom.
4. Login with your **department credentials**.
5. For first time users, **download and install** the Zoom desktop client when prompted.
6. Once signed in, **Zoom** will be ready for use!

Accessing Zoom using mobile apps

1. Download the **Zoom app** for your specific mobile device.
2. Once installed, open **Zoom**, tap **Sign In** then tap **SSO**.
3. Type **nsweducation** and tap **Continue**.
4. The **DoE log on screen** will appear. Sign in with your normal department credentials.
5. Once signed in, **Zoom** will be ready for use!

Please note: If you are downloading the mobile app, you need to install **Zoom Cloud Meetings**.

Week 4 Term 3 – Learning from Home

Early Stage 1

You may need help from a parent/carer and possibly resources from your teacher.

Two activities have been selected for feedback. These are highlighted on the timetable.

	Monday	Tuesday	Wednesday	Thursday	Friday
Morning	English Spelling/Phonics Reading/Writing 9.30 Zoom KK and KW Introduction of this week's sound.	English Spelling/Phonics Reading/Writing 9.30 Zoom KK and KW BINGO Game	English Spelling/Phonics Reading/Writing 9.30 Zoom KK and KW Discussion on days of the week.	English Spelling/Phonics Reading/Writing 9.30 Zoom KK and KW News – What is your favourite thing about the Olympics?	English Spelling/Phonics Reading/Writing 9.30 Zoom KK and KW Read 'On a Log' as a class and work through the worksheet.
Break	Break	Break	Break	Break	Break
Middle	Mathematics	Mathematics	Mathematics	Mathematics	Mathematics
Break	Break	Break	Break	Break	Break
Afternoon	12.15 Zoom KK and KW Science – Nocturnal Animals. Science	12.15 Zoom KK and KW Mark as a class the Subtraction to 10 worksheet. Art	12.15 Zoom KK and KW Sentence of the day sharing Story and chat Library	12.15 Zoom KK and KW News – What is your favourite thing about the Olympics? PDHPE	12.15 Zoom KK and KW What was your favourite part of the week? Wear the medal you made to our Zoom this afternoon. Music


MONDAY -English

Spelling

- Sound of the week “i, d, f, n” revision.
- Watch the following video to practice your sounds.
<https://www.youtube.com/embed/yM3dMF-Bxuk>
- Make a list of words using the sound cards attached.

Reading and Writing

- **Sentence of the Day – todays sentence needs to use the words had, big, mat**
- Use the sight words from last week and play memory match up with them. You will need to put all the cards face down and flip them over 2 at a time to find the match. If they don't match flip them back and try again.
- Today we are reading the book “The Mixed-Up Chameleon” by Eric Carle. Click on the link or scan the code to listen to the story. <https://www.youtube.com/watch?v=FrmZeXf7ScU>



- Activity 1 - Match up the animals to their names
- Activity 2 - Make a chameleon. Using the colour paper provided, carefully rip into small bits and glue into the segments of the mixed-up chameleon.

MONDAY - Mathematics

- Continue your medal tally this week.
- Complete the colour by number 100s chart. Colour each number the correct colour to reveal the mystery picture.
- Complete the subtraction to 5 worksheet. Remember subtraction means take away. You always start with the biggest number and count back to find the answer.

MONDAY – Science

- Today you will be learning about night and day. Watch this video on why we have night and day. https://www.youtube.com/watch?v=yypZ_xL7qGQ
- Complete the worksheets about night and day.
- Listen to the song Day and Night <https://www.youtube.com/watch?v=4XP0zdN8icM>
- In our Zoom session this afternoon we will be reading a book about nocturnal animals. A nocturnal animal is an animal that sleeps during the day and is awake at night. Can you think of any nocturnal animals?

Sound Card


Cut out the sounds and use them to make some different words. Write the words you create on the lined paper.

<i>i</i>	<i>d</i>
<i>f</i>	<i>n</i>
<i>i</i>	<i>d</i>
<i>f</i>	<i>n</i>





SENTENCE OF THE DAY



Capital letter

ABC

End punctuation

! ?

Spaces between words



Describing word



The Mixed Up Chameleon

Match the picture to the correct animals name.



deer

seal

turtle

fish

fox

polar bear

elephant

flamingo

giraffe

1 _____

5 _____

2 _____

6 _____

3 _____

7 _____

4 _____

8 _____

9 _____

Activity 2 – Make a chameleon. Using the coloured paper supplied, carefully rip it into small pieces and glue it into the segments of the chameleon. There is a cardboard template at the end of the booklet to use to make your artwork. We can't wait to see the finished result!



Colour By Number Activity

Mystery Picture 1

1	2	3	4	5	6	7	8	9	10
11	12	13	14	15	16	17	18	19	20
21	22	23	24	25	26	27	28	29	30
31	32	33	34	35	36	37	38	39	40
41	42	43	44	45	46	47	48	49	50
51	52	53	54	55	56	57	58	59	60
61	62	63	64	65	66	67	68	69	70
71	72	73	74	75	76	77	78	79	80
81	82	83	84	85	86	87	88	89	90
91	92	93	94	95	96	97	98	99	100

Red: 12-14, 17, 18, 21-25, 27-29, 31-69, 72-79, 83-88, 94-97

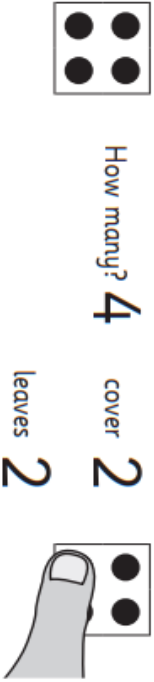
Brown: 6, 16, 26

Blue: 1-3, 5, 7-10, 11, 19, 20, 30, 70, 71, 80-82, 89-93, 98-100

Green: 4, 15

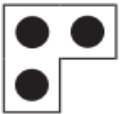
Subtraction – to 5

How many? **4** cover **2** leaves **2**




1  Cover and solve.


How many? cover **1** leaves




How many? cover **2** leaves




How many? cover **1** leaves




How many? cover **2** leaves



How many? cover **2** leaves



How many? cover **4** leaves



Subtraction – to 5

We can cross off things to show taking away.

How many? **5** take away **2** leaves **3**




1  Cross off to take away 1 or 2.


How many? **5** take away **1** leaves




How many? take away **2** leaves



How many? take away **1** leaves



How many? take away **2** leaves

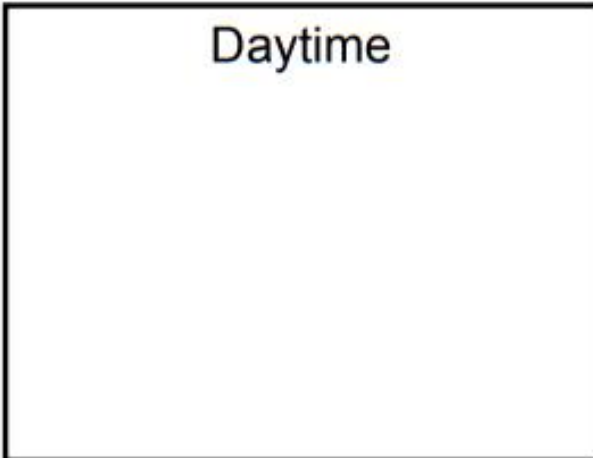


Label the part of the earth which is in daytime?
Which part is nighttime?




Draw what you see in the sky.


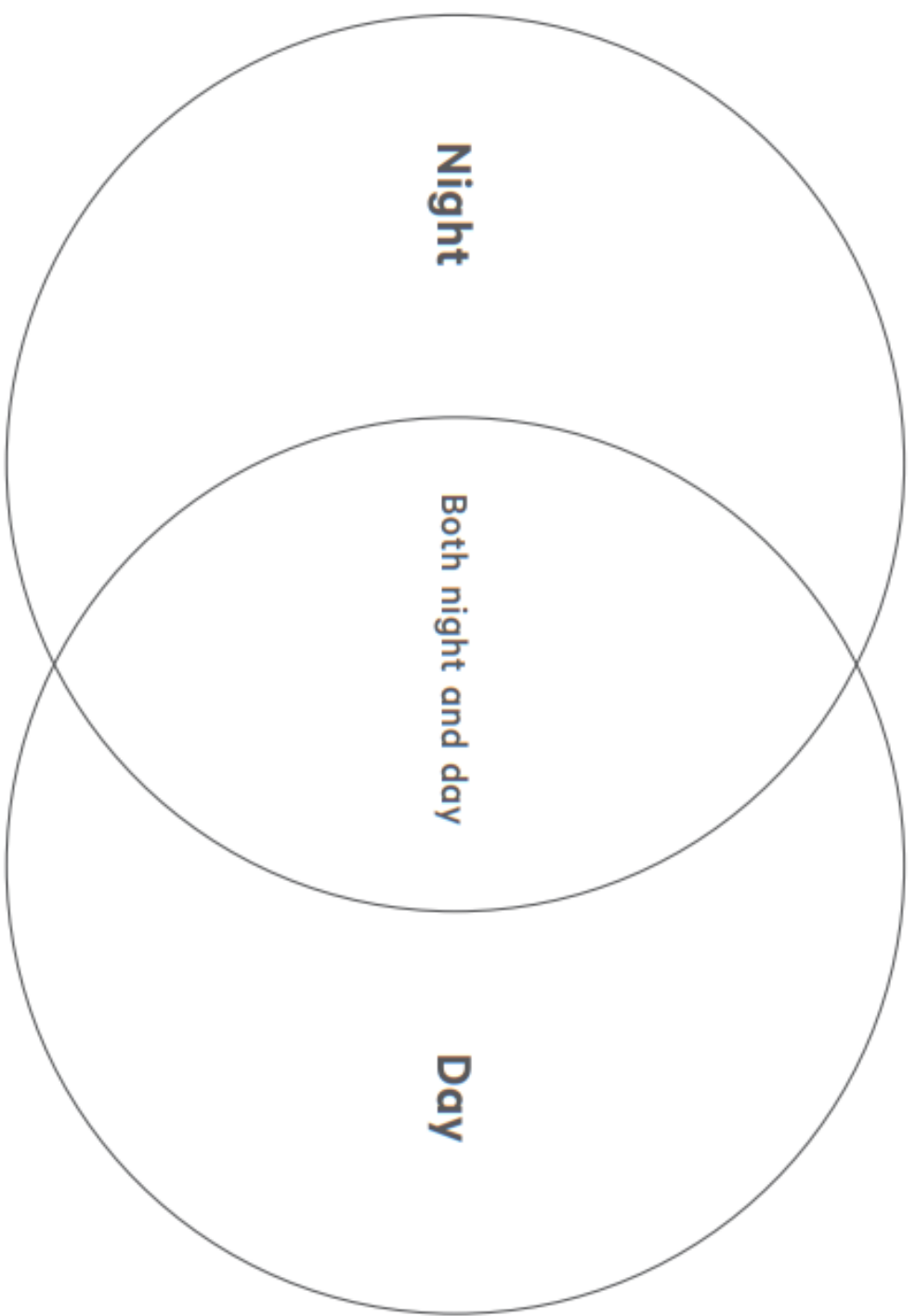
Daytime



Nighttime



5 Look at the pictures. Draw each one in the Venn diagram to show when you would see them in the sky.



TUESDAY -English

Spelling

- Sound of the week “i, d, f, n” revision.
- Watch the following video to practice your sounds.
<https://www.youtube.com/embed/yM3dMF-Bxuk>
- Play BINGO using the words listed below the BINGO board.
- Complete the colour by syllables worksheet.

Reading and Writing


- **Sentence of the Day – todays sentence needs to use the words in, fat, it**
- Use the sight words from last week and play a game of snap.
- Use the verbs to complete the ‘eye spy verb’ hunt activity.
- Have a go at acting out each verb to a partner and see if they can guess it.
- Complete the ‘If I were an Olympian’ activity.

TUESDAY - Mathematics

- Continue your medal tally this week.
- Complete the colour by number 100s chart. Colour each number the correct colour to reveal the mystery picture.
- Complete the Subtraction to 10 worksheets.

TUESDAY – Art

- Complete the art activity from Mrs Plasto. You will get to create your own snowman!



BINGO

in

sin

sit

din

fat

it

fin

man

nit

find

dam

mit


tin

fit

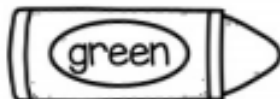
fan

COLOUR THE SYLLABLES!

www.funfonix.com



1
SYLLABLE



2
SYLLABLES




3
SYLLABLES



4
SYLLABLES



SENTENCE OF THE DAY



Capital letter

ABC

End punctuation

! ?

Spaces between words



Describing word



Verb Labelling



walking



running



smiling



reading



writing



eating



laughing



playing



talking



drinking



watching



thinking



cooking



listening



sleeping



twinkl
visit [twinkl.com](https://www.twinkl.com)



If I were an... OLYMPIAN

If I were an Olympian I would look like this...

My Olympic medal would look like this...

The Olympic event that I would compete in would be...

To be an Olympian I would need to be...

- 1.
- 2.
- 3.

Draw yourself at the Olympics wearing your uniform and representing your country in your chosen sport.

Colour By Number Activity

Mystery Picture 2

1	2	3	4	5	6	7	8	9	10
11	12	13	14	15	16	17	18	19	20
21	22	23	24	25	26	27	28	29	30
31	32	33	34	35	36	37	38	39	40
41	42	43	44	45	46	47	48	49	50
51	52	53	54	55	56	57	58	59	60
61	62	63	64	65	66	67	68	69	70
71	72	73	74	75	76	77	78	79	80
81	82	83	84	85	86	87	88	89	90
91	92	93	94	95	96	97	98	99	100

Black: 1, 16, 21, 27, 38, 41, 49, 91

Blue: 2-9, 12-15, 19, 22-24, 32, 33, 42, 59, 68, 69, 77-79, 86-89, 95-99

Brown: 71, 81, 82, 92, 93



Pink: 17, 18, 28, 29, 39

Yellow: 25, 26, 34-37, 43-48, 52-58, 61-67, 72-76, 83-85, 94

Subtraction – to 10



7 cakes Take away 3 There are 4 cakes left.

- 1   Cross off to **take away**.
Say the number facts out loud.



8 cars

Take away 1

There are cars left.



blocks

Take away 3

There are blocks left.



strawberries

Take away 2

There are strawberries left.




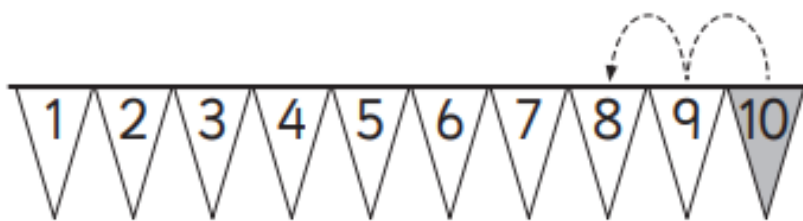
balls

Take away 4

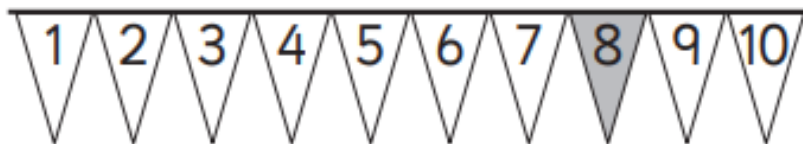
There are balls left.

Subtraction – counting back

1  Count back.



Start at **10**
2 less is



Start at **8**
1 less is



Start at
2 less is





Start at
1 less is

Art with Mrs Plasto

Create your own Snowman

It is snowing in New South Wales but sadly we can't go to the snow, so you are going to make a snowman.

These two options are in your pack, but you might like to make your own.



Create a background using whatever you have at home. I have two backgrounds below as examples, but you can make your own. Design your own snowflakes.

This was created with white oil pastel for the snowflakes and a blue wash. You could use food colouring if you don't have a blue wash or paint at home.



This background was created by tearing up paper and gluing it on the background paper.

Now create your snowman by colour him/her in and cutting it out and then gluing it on the background or maybe you could use cotton wool balls for your snowman. Here are some ideas for you.



What kind of snowman will you make?

WEDNESDAY - English

Spelling

- Sound of the week “i, d, f, n” revision.
- Watch the following video to practice your sounds.
<https://www.youtube.com/embed/yM3dMF-Bxuk>
- Watch the following video and practice writing each letter on the correct lines. You may even like to draw a picture for each letter. <https://www.youtube.com/embed/DlojiV3yszA>
- Use the rainbow writing activity for the words at the bottom of the sheet.

Reading and Writing

- **Sentence of the Day – todays sentence needs to use the words to, went, mum.**
- Listen to the story of ‘The Blue Thingamajig.’
https://www.youtube.com/watch?v=4boq_FWZTpE
- Activity 1 - Days of the week sequencing activity
- Activity 2 - Draw and label the Blue Thingamajig



WEDNESDAY - Mathematics

- Continue your medal tally this week.
- Complete the colour by number 100s chart. Colour each number the correct colour to reveal the mystery picture.
- Play subtraction Squash.
Pick a number between 7 and 20. Make that many balls out of playdough. Roll a dice and squash that many of the balls to reveal how many are left. E.g I pick number 11 and roll a 3, how many balls left?
Have a go at writing the number sentence to match on a whiteboard or paper.

WEDNESDAY – Library

- Complete the Library activity from Mrs Burnes.



RainBOW



write the word
in red.



write the word
in orange.



write the word
in yellow.



write the word
in green.



write the word
in blue.



write the word
in purple.

ROLL-n-WRITE

mat

sit

stan

fat

nit

mats

sat

fit

find

fin

dam

tins

tin

mad

stat


mit

sad

finds



SENTENCE OF THE DAY



Capital letter



End punctuation



Spaces between words




Describing word



Draw and Label the Very Blue Thingamajig


For a whole week, the Very Blue Thingamajig grew a new and exciting feature! Can you draw and label them all?




wings	stripes	hairs	tail	horns	fangs	spikes	claws
-------	---------	-------	------	-------	-------	--------	-------

Days of the Week Sequencing

Can you match the days of the week to the different features on the Very Blue Thingamajig?



Sunday	Monday	Tuesday	Wednesday	Thursday	Friday	Saturday	Sunday
--------	--------	---------	-----------	----------	--------	----------	--------



Colour By Number Activity

Mystery Picture 3

1	2	3	4	5	6	7	8	9	10
11	12	13	14	15	16	17	18	19	20
21	22	23	24	25	26	27	28	29	30
31	32	33	34	35	36	37	38	39	40
41	42	43	44	45	46	47	48	49	50
51	52	53	54	55	56	57	58	59	60
61	62	63	64	65	66	67	68	69	70
71	72	73	74	75	76	77	78	79	80
81	82	83	84	85	86	87	88	89	90
91	92	93	94	95	96	97	98	99	100

Black: 33, 38

Pink: 54, 55, 56, 57, 65, 66, 93, 94, 97, 98

Purple: 2, 9, 12, 13, 14, 17, 18, 19, 21, 25, 26, 30, 31, 35, 36, 40, 41, 45, 46, 50, 51, 52, 53, 58, 59, 60, 62, 63, 64, 67, 68, 69, 73, 74, 75, 76, 77, 78, 84, 85, 86, 87

Ellie's Dragon



BOB GRAHAM

LIBRARY

Click on the link below to be taken to Story Box Library

[Story Box Library | Home](#) Log in (the top right corner) using the user name **tnps** and password **tnps**. Click on My Playlists in the top right corner, then Library. Click on 'Ellie's Dragon' by Bob Graham to listen to the story. **This is a Shortlisted book for the Picture Book of the Year for Book Week this year.**

Draw a picture of an adventure Scratch has with his new owner.!

THURSDAY - English

Spelling

- Sound of the week “i, d, f, n” revision.
- Watch the following video to practice your sounds.
<https://www.youtube.com/embed/yM3dMF-Bxuk>
- Complete the ‘find’ worksheet

Reading and Writing

- **Sentence of the Day – todays sentence needs to use the words it, day, hot.**
- Listen to the story of Commotion in the Ocean
<https://www.youtube.com/watch?v=9pRhqZ8Jffs>
- Complete the worksheet by putting the ocean creatures in order as they appear in the book. Can you think of an adjective to describe these creatures?
- Complete the Olympic Medal craft. What would you win gold in?
Write down what sport you would win gold in and draw a picture to go with it on the template.
Cut out the template and glue it in the middle of the paper plate in the pack.
Colour the edges in gold or yellow.
Attach a ribbon or string and wear your gold medal to our afternoon Zoom session.

THURSDAY - Mathematics

- Continue your medal tally this week.
- Complete the colour by number 100s chart. Colour each number the correct colour to reveal the mystery picture.
- Complete the ‘Everyday 3D Objects’ cut and paste activity.

THURSDAY – PDHPE

- Complete the PDHPE activity from Mrs Deck.

Name: _____



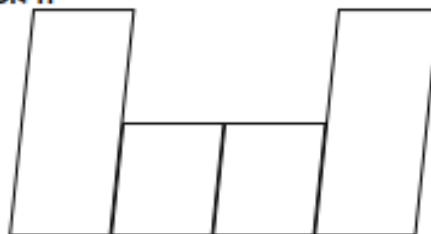
find

find

Trace it:

find

Block it:



Write it:

Circle it:

ndif

find

indf

find

dnif

idfn

Use it in a sentence:

Can you _____ my pencil?




Build it:



f n d i

SENTENCE OF THE DAY



Capital letter



End punctuation



Spaces between words



Describing word



Colour the ocean creatures. Cut them out and put them in order as they appear in the book. Glue them on the next page. Can you think of an adjective to go with each creature?

My adjectives



dolphin



octopus



turtle



jellyfish



blue
whale



polar
bear



lobster



walrus



crab



shark



angelfish



swordfish




stingray



penguin



deep sea
fish



What would you win gold in?





Colour By Number Activity

1	2	3	4	5	6	7	8	9	10
11	12	13	14	15	16	17	18	19	20
21	22	23	24	25	26	27	28	29	30
31	32	33	34	35	36	37	38	39	40
41	42	43	44	45	46	47	48	49	50
51	52	53	54	55	56	57	58	59	60
61	62	63	64	65	66	67	68	69	70
71	72	73	74	75	76	77	78	79	80
81	82	83	84	85	86	87	88	89	90
91	92	93	94	95	96	97	98	99	100

Green: 65, 66, 73, 74, 75, 76, 77, 78, 84, 85, 86,
87, 95, 96

Yellow: 25, 26, 35, 36

Pink: 4, 5, 6, 7, 13, 14, 15, 16, 17, 18, 22, 23, 24, 27,
28, 29, 32, 33, 34, 37, 38, 39, 43, 44, 45, 46, 47,
48, 54, 55, 56, 57

3D space – everyday objects

You will need:  scissors  glue stick  a copy of page 19


What to do:

Cut out the pictures of the everyday objects on page 19. Sort and paste them into the right boxes below.



3D space – everyday objects





Staying Safe PDHPE

Lesson 4 - Out and About - Safe Holiday Adventures

Students discover more about how to keep safe as pedestrians, passengers, on wheels and at play.

Key Road Safety Messages

- Hold a grown-up's hand when you're on the footpath, in a carpark and crossing the road
- Click clack front and back
- Always buckle up safely
- Get in and out of the car on the footpath side
- Wait till the bus has gone and then use a safe place to cross
- Always wear your helmet when you ride or skate
- Ride your bike away from the road

Activity 1 - Out and about with Sophie and Tom

Click on the link below to access the following activity and answer the questions.

Before you start look at the title page and **think** about the following questions.

1. What do you think the activity is about?
2. How do you know?
3. What clues are there?
4. What clue does "out and about" give you?

<https://www.safetytown.com.au/town/teacher/es1/#list>



Out and about with Sophie and Tom

Sophie and Tom love going on holidays! Where will they go and how will they keep safe?

**START
ACTIVITY**

Complete the following tasks

1. Explore the interactive task and choose the different holiday scenes.
2. Look at what is happening in the scene and identify some areas in the scene that require the people to be aware of road safety.

There are five stars that explain the road safety messages in each holiday scene.

3. Select the stars and predict the road safety messages. Then click on the black pointers to reveal a pop-up road safety message.

4. How does the road traffic environment differ in each scene?

5. What do you have to think about to keep safe around the roads, and train and tram tracks when you are on holidays?

6. When should you hold a grown-up's hand?

7. Where are the safest places to play when you go on holidays?

I Spy Challenge

Ok, this is a bonus activity. If you like trying to find things, then complete this challenge. Can you find 88 people holding hands and Sophie and Tom's Luggage.

Activity 2 - Spot the Difference

There are 8 differences in the pictures below. Can you find them. Circle them in red.



Activity 3 – PE Activity - Let's have some fun!!

Click on the you tube video below of Mrs Deck doing a workout.






<https://youtu.be/ohXn1CocaWI>

Put on your gym shoes, grab a drink bottle, and find a safe space to exercise.

We are going to pretend we are going to the Zoo look at the table below to see the animals and exercises we are going to do. Active recovery can be any of the following activities. Galloping, skipping, star jumps, lateral slides, and broad jumps. You get to choose.

Complete each exercise for 30 seconds then do 30 seconds of active recovery. Each round takes 5 mins. Complete as many rounds as you like. Recommendation 2-3 rounds.

Don't forget to warm-up and cool-down afterwards.

<u>Animal</u>	<u>Exercise type, time and Recovery</u>
	Crocodile Snaps for 30 seconds and then 30 Seconds Active Recovery of your choice
	Frog Squats for 30 seconds and then 30 Seconds Active Recovery of your choice
	Crab walks for 30 seconds and then 30 Seconds Active Recovery of your choice
	Kangaroo hops for 30 seconds and then 30 Seconds Active Recovery of your choice
	Bear Crawls for 30 seconds and then 30 Seconds Active Recovery of your choice

FRIDAY - English

Spelling

- Sound of the week “i, d, f, n” revision.
- Watch the following video to practice your sounds.
<https://www.youtube.com/embed/yM3dMF-Bxuk>
- Complete the dabbling rhyming words worksheet.
- Play ‘eye spy’ and tick each box when you find the matching picture.

Reading and Writing

- **Sentence of the Day – todays sentence needs to use the words my, party, girl.**
- Activity 1 - Click on the link or scan the QR code to read “On a Log” <https://portal.flyleafpublishing.com/wp-content/uploads/books/12-On-a-Log/mobile/index.html#p=1>
- Complete the worksheet.
- Activity 2 - Short reading passage - ‘Pam the Pink Pig’
-



FRIDAY - Mathematics

- Continue your medal tally this week.
- Complete the colour by number 100s chart. Colour each number the correct colour to reveal the mystery picture.
- Using everyday 3D objects needed on the sheet, explore how they move and what would be the best to use to create a tower.

FRIDAY – Music and STEM

- Complete the music activity from Mr Cronin.
- Optional: Have a go at the STEM challenge with a family member. You may like to take a video of what happens.

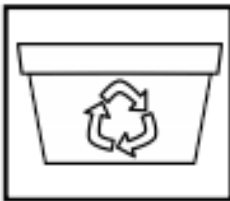


Name _____

Dabbing Rhyming Words



Dab the letters to make a word to match the picture.
Cross out the letters not in the word. Write the word.




b n i r n p



p g i n p u



m t i a n h



w f r i o n



Choose 2 words and put them in a sentence.
Draw a picture about your sentences on the back.



1 My word is _____

2 My word is _____

I Spy with My Little Eye



I Spy with My Little Eye Checklist

Tick the box when you find the matching picture.

bank



think



drip



skip



lamp



plum



milk



camp



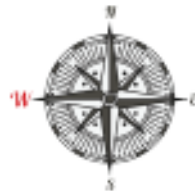
brush



drum



west



club



crab



stop



black



wind



cost



bench




tent



slug



SENTENCE OF THE DAY



Capital letter



End punctuation



Spaces between words




Describing word



Read and Draw

Read the sentence and draw a picture for the sentence. Explain to someone what "at the tip top" means. Tell them about your illustration and how it matches what the sentence says.



An ant is at the tip top.

Mixed-Up Sentence

Unscramble the words and write the sentence. If you need help unscrambling, you can cut out the words and move them around.



log. A on pig is a



Pam the Pink Pig

Tricky words:

was she the of

Pam was a pink pig. She was hot.

Pam sat in the wet mud. The

mud went plop!

Pam had lots

of spots.



Pam is a:

- dog
- pig
- cat

Write the word
pig.

Self-reflection:



Colour by Number Activity

1	2	3	4	5	6	7	8	9	10
11	12	13	14	15	16	17	18	19	20
21	22	23	24	25	26	27	28	29	30
31	32	33	34	35	36	37	38	39	40
41	42	43	44	45	46	47	48	49	50
51	52	53	54	55	56	57	58	59	60
61	62	63	64	65	66	67	68	69	70
71	72	73	74	75	76	77	78	79	80
81	82	83	84	85	86	87	88	89	90
91	92	93	94	95	96	97	98	99	100

Purple: 65, 66, 75, 76

Orange: 33, 34, 35, 36, 37, 38, 42, 43, 48, 49, 52, 59,
62, 69, 72, 79, 82, 89







Blue: 1, 2, 3, 4, 5, 6, 7, 8, 9, 10, 11, 12, 19, 20, 21, 30, 85,
86, 91, 92, 93, 94, 95, 96, 97, 98, 99, 100

Green: 55, 56, 64, 67, 74, 77, 84, 87

Red: 13, 14, 15, 16, 17, 18, 22, 23, 24, 25, 26, 27, 28, 29,
31, 32, 39, 40, 41, 50, 51, 60, 61, 70, 71, 80, 81, 90

Yellow: 44, 45, 46, 47, 53, 54, 57, 58, 63, 68, 73, 78,
83, 88

3D space – explore

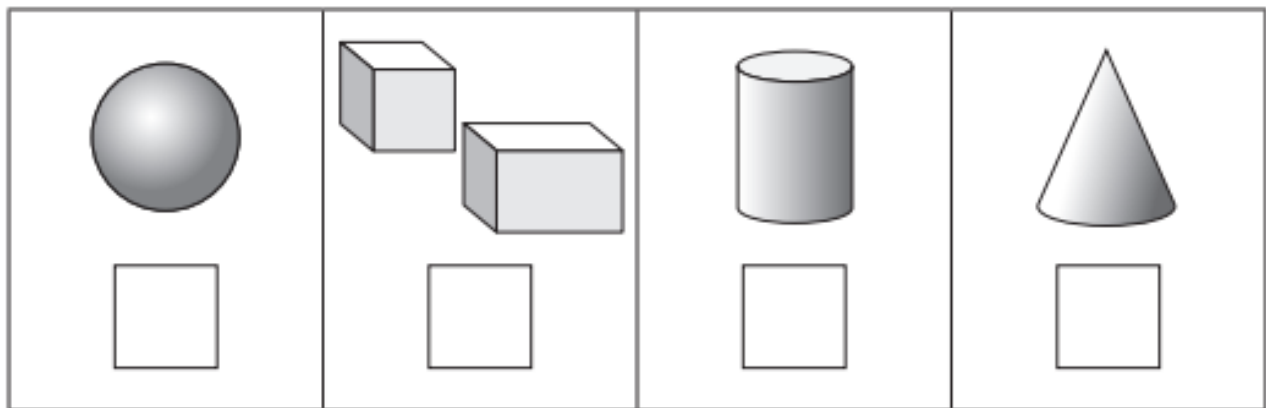
You will need:  a partner      3D shapes

What to do:

Which blocks stack well?

Test them out.

Tick the blocks that stack. Cross the blocks that don't.



What to do:


Choose the block you think will be best for building a tower.

Build it. How high can you go? Draw a picture of your tower.





Listen to the song *All I really need* by Canadian singer/songwriter Raffi
<https://youtu.be/qZB96eDhhF0?t=1>



I find it such a positive and inspiring song and I hope you do too.
Listen to Willoughby Wallaby Woo, also by Raffi.

<https://youtu.be/8P2LSwwPBuo>



Have a go at singing the song using your name and the names of people
in your family.

Following on from our song about flowers from last week I would like you
to find ways of making three different sounds, one for each colour of
flower. Play the sounds you've chosen when the bee lands on that
colour. Listen for how the violins are plucked. It's called pizzicato.

<https://www.youtube.com/embed/C-Pp3RrBRKA>



Can you remember some of the songs we sing in class? Teach one to
someone in your family.

Have Fun 😊

STEM: Olympic Torch in a Bottle

Learning Intention: We can observe how the properties of liquids and gases behave in different ways.

Success Criteria:

1. I can observe that gases have mass and take up space.
2. I can recognise that substances exist in different states.

You will need:

Clear plastic bottle or jar




Red food colouring



Vegetable oil



Water



Effervescent tablets



*Please dispose of oil safely and responsibly.

Method:

1. Fill the bottle or jar a quarter full with water.
2. Fill almost to the top with vegetable oil.
3. They should separate into two layers, water at the bottom and oil sitting on top.
4. Add about 6-8 drops of food colouring once the oil and water separate.
5. The colour will mix with the water at the bottom.
6. Put in half of an effervescent tablet and watch the bubbles form. Add more effervescent tablets bit by bit to keep the bubbles rising and falling.