


NAME: _____



Learning from Home

Unit: 6 Early Stage 1 Kindergarten



Term 3 Week 6 2021

Websites for Learning

- TNPS school website: <https://turramurrn-p.schools.nsw.gov.au> where our learning From Home Packages are located.
- Department of Education *Learning from Home*: <https://education.nsw.gov.au/teaching-and-learning/curriculum/learning-from-home>

Should you need to contact your child's teacher please use the following emails:

KW Marianne Galluzzo marianne.galluzzo@det.nsw.edu.au

KK Kierly Wiggins kierly.wiggins1@det.nsw.edu.au

ENGLISH

- Story Box Library (username: tnps and password: tnps) www.storyboxlibrary.com.au
- A Bad Case of Stripes by Sean Astin <http://www.viewpure.com/cKaQXmRvpvw?start=0&end=0>
- Alexander's Outing by Pamela Allen <http://www.viewpure.com/KgQq168OVvo?start=0&end=0>
- The Very Quiet Cricket by Eric Carle <http://www.viewpure.com/YdiGEjz5b0Q?start=0&end=0>
- Papa, Please Get the Moon for Me by Eric Carle <http://www.viewpure.com/sGqAw7UM6qo?start=0&end=0>
- The Very Cranky Bear by Nick Bland http://www.viewpure.com/NB_AnDVjqu8?start=0&end=0
- King Pig by Nick Bland <http://www.viewpure.com/HMUy-6y4qMs?start=0&end=0>
- ABC Education- Rhyme Time Game <https://www.scottle.edu.au/ec/viewing/L7857/index.html>
- ABC Education- Mini Lesson; Syllables <https://education.abc.net.au/home-!/media/3564850/english-years-f-1-with-oliver-syllables>
- Storyline Online <https://www.storylineonline.net/> - actors reading children's books

MATHEMATICS

- <https://education.nsw.gov.au/campaigns/mathematics/everyday-maths> Fun, creative and practical activities to develop everyday Maths skills
- Mathletics <https://www.mathletics.com/au/>
- Ten Frame <https://www.coolmath4kids.com/manipulatives/ten-frame>
- Shape Patterns <https://www.coolmath4kids.com/manipulatives/pattern-blocks>
- ABCya 100 Snow Ball https://www.abcya.com/games/one_hundred_snowballs
- Mathematics activities for K-10 <https://nrich.maths.org/> developing mathematical thinking

SCIENCE AND TECHNOLOGY

- National Geographic Kids <https://www.natgeokids.com/au/category/kids-club/>
- Virtual Zoo Lessons <https://taronga.org.au/education/digital-programs-online-resources/virtual-zoo-lessons>
- ABC Splash Science <https://education.abc.net.au/home#!/resources/-/science> Features short videos that provide information with question prompts to guide discussion or lead to further research topics.
- <https://thekidshouldseethis.com/> for Years 2-10. A collection of 4,300+ kid-friendly videos, curated for teachers and parents to share meaningful media. Useful as a writing prompt for informative, persuasive and imaginative texts.
- ABC Education- How Do You Know When Rain is Coming? <https://education.abc.net.au/home-!/media/30177/how-do-you-know-when-rain-is-coming->
- Suspended Egg Experiment <https://www.questacon.edu.au/outreach/programs/science-circus/videos/suspended-egg>

CREATIVE ARTS

- Just Dance has great videos that children can copy and move and groove to. Great opportunity for parents to join in. https://www.youtube.com/channel/UCIjW4BWKLqpojTrS_tX0mg
- Dance exploration <https://www.gonoodle.com/>
- Art Hub for Kids has some great directed drawing videos. <https://www.artforkidshub.com/>

PERSONAL DEVELOPMENT / HEALTH / PHYSICAL EDUCATION

- 000 Hero <http://kids.triplezero.gov.au/> for K-2 children. An interactive game that promotes safety messages and how to act in an emergency.
- Cosmic Yoga has great creative yoga videos that are easy for children to follow. <https://www.youtube.com/user/CosmicKidsYoga>



1/KW Zoom Classes WEEK 6 TERM 3 2021

The Zoom meeting ID and passwords for this week are:

Class	Zoom Meeting ID		Zoom Meeting Password	
KW	Morning am	Afternoon pm	Morning am	Afternoon pm
	670 1728 3071	631 6443 9124	044383	444820
1W	658 1577 6351	646 5460 0467	512688	951655

Each class will have a Zoom class in the morning and another, with different content, in the afternoon. Each session will be approximately 30-45 minutes as indicated. Students are expected to attend both the morning and afternoon session each day. The video conference room is like a classroom, and the same school behaviour and discipline policies apply to this environment. Students need to access Zoom via <https://nsweducation.zoom.us/> and are required to use their **DoE student portal login** to gain access. **The DoE user ID and DoE password will be the same as last week.**

Monday 16 August, Tuesday 17 August, Wednesday 18 August, Thursday 19 August and Friday 20 August

Time	Class
9.30am	KK & KW & 5T & 6B
10.30am	1F & 1W & 2M & 2R
11.30am	3R & 3H & 4H
12.15pm	KK & KW & 5T & 6B
1.30pm	1F & 1W & 2M & 2R
2.15pm	3R & 3H & 4H

NSW Department of Education

How students can access Zoom meetings in NSW public schools

Sign into Zoom with a desktop browser

- Use a **modern browser** in Windows, MacOS or Linux.
- Browse to the NSW DoE Zoom console at: <https://nsweducation.zoom.us>

- Select **Sign in** at the bottom.
- Login with your **department credentials**.

- For first time users, **download and install** the Zoom desktop client when prompted.
- Once signed in, **Zoom** will be ready for use!

Accessing Zoom using mobile apps

- Download the **Zoom** app for your specific mobile device.

- Once installed, open **Zoom**, tap **Sign In** then tap **SSO**.
- Type **nsweducation** and tap **Continue**.

- The **DoE log on** screen will appear. Sign in with your normal department credentials.
- Once signed in, **Zoom** will be ready for use!

Week 6 Term 3 – Learning from Home

Early Stage 1

You may need help from a parent/carer and possibly resources from your teacher.

	Monday	Tuesday	Wednesday	Thursday	Friday
Morning	English Spelling/Phonics Reading/Writing 9.30 Zoom KK and KW Introduction of this week's sound.	English Spelling/Phonics Reading/Writing 9.30 Zoom KK and KW Grammar and Punctuation	English Spelling/Phonics Reading/Writing 9.30 Zoom KK and KW Sharing activity	English Spelling/Phonics Reading/Writing 9.30 Zoom KK and KW Present Science Experiments	English Spelling/Phonics Reading/Writing 9.30 Zoom KK and KW Present Science Experiments
Break	Break	Break	Break	Break	Break
Middle	Mathematics	Mathematics	Mathematics	Mathematics	Mathematics
Break	Break	Break	Break	Break	Break
Afternoon	12.15 Zoom KK and KW Science Experiment Discussion Science	12.15 Zoom KK and KW Story and Chat Art	12.15 Zoom KK and KW Science	12.15 Zoom KK and KW Present Science Experiments PDHPE	12.15 Zoom KK and KW Present Science Experiments Music

MONDAY -English

Spelling

- Sound of the week “e, h, k, c, ch, sh, th” revision.
- Watch the following video to practice your sounds.
<https://www.youtube.com/embed/yM3dMF-Bxuk>
- Complete the onset and rime worksheet.
- Write down and draw a picture of words that have the ch, sh or th sound.
- Make and complete the ch booklet.

Reading and Writing

- **Sentence of the Day – write a sentence about healthy food.**
- Monday recount – today you need to write a recount about your weekend in your scrapbook. This can be real or made up. Look at the recount information to remind you how to set out your writing.
- Listen to the story ‘Night Monkey, Day Money’ by Julia Donaldson.
<https://www.youtube.com/embed/MAB1YHCv9sl>
- Colour the monkey pieces and put him together.
- Decide if you want the monkey to be a day monkey or night monkey and design a background to show what kind of monkey he is on the next page. Think about what may be in the sky during the daytime and nighttime.

MONDAY - Mathematics

- Complete the colour by number 100s chart. Colour each number the correct colour to reveal the mystery picture.
- Watch the video on sharing <https://www.youtube.com/watch?v=KTFJ9qjfAXg>
- Complete the worksheet on sharing.
- Go onto Mathletics and complete some of the assigned activities. (10-15mins)

MONDAY – Science

This week is Science Week. The theme is “Food Different by Design.” Food is amazing, not only does it help us grow and keep our bodies strong but it is also delicious! What is your favourite food?

This week you will choose your own learning adventure from the grid provided. You will be given time to complete your task and then share your work with your class during this week’s Zoom sessions on Thursday and Friday. We can’t wait to see what you have created and hear about what you have learnt.

Onset and Rime

How many real words can you make?

Use the letters in the boxes below and put them in front of the rime to make as many real words as you can.




m	d	p
wh	t	k
b	th	h



ch		
sh		
th		




Cut along the dotted lines and then fold.

<p>__ea__</p> <p>__ap__</p> <p>__in__</p> <p>__ee__</p> <p>__air__</p> <p>__ips__</p> <p>Add 'ch' and draw!</p>	<p>chalk cheese chain charge</p>  <p>Which words begin with 'ch'?</p> <p>Colour!</p> <p>(Use the words below to help)</p>																																																																																													
<p>Find the Words! </p> <table border="1"> <tr><td>e</td><td>c</td><td>h</td><td>a</td><td>i</td><td>r</td><td>e</td><td>i</td><td>o</td></tr> <tr><td>c</td><td>e</td><td>w</td><td>c</td><td>h</td><td>i</td><td>p</td><td>s</td><td>h</td></tr> <tr><td>h</td><td>c</td><td>g</td><td>c</td><td>c</td><td>h</td><td>i</td><td>n</td><td>t</td></tr> <tr><td>e</td><td>h</td><td>c</td><td>h</td><td>e</td><td>w</td><td>i</td><td>o</td><td>t</td></tr> <tr><td>a</td><td>a</td><td>a</td><td>i</td><td>r</td><td>n</td><td>i</td><td>h</td><td>n</td></tr> <tr><td>p</td><td>i</td><td>r</td><td>n</td><td>c</td><td>h</td><td>i</td><td>m</td><td>p</td></tr> <tr><td>e</td><td>n</td><td>k</td><td>a</td><td>c</td><td>h</td><td>a</td><td>l</td><td>k</td></tr> <tr><td>c</td><td>h</td><td>a</td><td>r</td><td>g</td><td>e</td><td>a</td><td>h</td><td>n</td></tr> <tr><td>s</td><td>a</td><td>c</td><td>h</td><td>e</td><td>e</td><td>s</td><td>e</td><td>c</td></tr> </table> <table border="1"> <tr> <td>chain</td> <td>chimp</td> <td>chew</td> </tr> <tr> <td>cheap</td> <td>cheese</td> <td>chin</td> </tr> <tr> <td>chips</td> <td>chair</td> <td>charge</td> </tr> <tr> <td></td> <td></td> <td>chalk</td> </tr> </table> <p>Copyright © www.easyteaching.net</p>	e	c	h	a	i	r	e	i	o	c	e	w	c	h	i	p	s	h	h	c	g	c	c	h	i	n	t	e	h	c	h	e	w	i	o	t	a	a	a	i	r	n	i	h	n	p	i	r	n	c	h	i	m	p	e	n	k	a	c	h	a	l	k	c	h	a	r	g	e	a	h	n	s	a	c	h	e	e	s	e	c	chain	chimp	chew	cheap	cheese	chin	chips	chair	charge			chalk	 <p>chimp</p>
e	c	h	a	i	r	e	i	o																																																																																						
c	e	w	c	h	i	p	s	h																																																																																						
h	c	g	c	c	h	i	n	t																																																																																						
e	h	c	h	e	w	i	o	t																																																																																						
a	a	a	i	r	n	i	h	n																																																																																						
p	i	r	n	c	h	i	m	p																																																																																						
e	n	k	a	c	h	a	l	k																																																																																						
c	h	a	r	g	e	a	h	n																																																																																						
s	a	c	h	e	e	s	e	c																																																																																						
chain	chimp	chew																																																																																												
cheap	cheese	chin																																																																																												
chips	chair	charge																																																																																												
		chalk																																																																																												



SENTENCE OF THE DAY

☐

Capital letter

ABC

☐

End punctuation

! ? .

☐

Spaces between words

☐

Describing word



Recount Writing

Write a recount about what you did on the weekend.

OR

Write a pretend recount about what you wish you could have done on the weekend in your scrap book.

Remember to use the following format when writing:

On the weekend _____

Then _____


Next _____

You may like to add a personal comment at the end of how you felt.

Complete this activity on the lined paper. There are 2 pages if you need more room to write.

Editing Checklist:

- ☐ Capital letters
- ☐ Full stops
- ☐ Finger spaces
- ☐ It makes sense





My monkey is a

_____ monkey.

Hundreds Chart Mystery Picture

1	2	3	4	5	6	7	8	9	10
11	12	13	14	15	16	17	18	19	20
21	22	23	24	25	26	27	28	29	30
31	32	33	34	35	36	37	38	39	40
41	42	43	44	45	46	47	48	49	50
51	52	53	54	55	56	57	58	59	60
61	62	63	64	65	66	67	68	69	70
71	72	73	74	75	76	77	78	79	80
81	82	83	84	85	86	87	88	89	90
91	92	93	94	95	96	97	98	99	100

Yellow: 55, 56

Blue: 1, 2, 3, 8, 9, 10, 11, 12, 19, 20, 21, 30, 31, 34, 37,
40, 41, 50, 51, 60, 61, 62, 69, 70, 71, 80


Black: 4, 5, 6, 7, 13, 14, 15, 16, 17, 18, 22, 25, 26, 29,
32, 35, 36, 39, 42, 43, 44, 45, 46, 47, 48, 49, 52,
53, 54, 57, 58, 59, 63, 64, 65, 66, 67, 68, 72, 73,
78, 79, 81, 82, 89, 90, 91, 100



Grouping and sharing – sharing

When every group contains the same amount, we say the shares are fair. Are these shares fair?



Yes, each bag has 5 lollies. **The shares are fair.**

- 1  Draw more to make the shares fair.



K-2 Science Week – Food Different by Design

Choose Your Own Adventure Grid

Week 6 is National Science Week. This year, the school theme for National Science Week is 'Food: Different by Design'. All activities in this week's grid are related to food.

Remember and Understand	Apply and Analyse	Evaluate and Create
Design a book cover for an information book titled 'Healthy Food'.	Design a salad that is all colours of the rainbow. Write a recipe. Draw or take a photo of your salad.	Create a food themed matching card game. Play it with your family.
Make a food alphabet book. 'Ad' – apple, 'Bb' – banana, 'Cc' – cucumber...	Construct a model of your favourite food. Write an information card to put with your model.	Create your own decorative jar or container using paints, tape, coloured paper and ribbon. Fill it with homemade goodies.
Using adjectives, describe your favourite food. Create a poster using these descriptive words.	Create a new breakfast cereal. Design the cereal box it will be sold in.	Invent a machine to make good healthy lunches at school.
Make a list of sweet, sour and bitter foods. Draw your favourites.	If you were mining for chocolate chips, describe how you might get the chocolate chips out of the biscuit without breaking it. Write a method for this task.	What is the difference between carnivores and herbivores? Find pictures of herbivores and carnivores and compare their teeth. Create a mind map of the food they eat.

Experiment:

Choose a fun, interesting Science experiment to present during your Zoom class next week. Ensure you have all the materials needed for the experiment and can explain what is happening to your class as you do the experiment. The experiment might be food related or you could choose a different topic.

TOP TIP: Have a run through to make sure the experiment works!

TUESDAY -English

Spelling

- Sound of the week “e, h, k, c, ch, sh, th” revision.
- Watch the following video to practice your sounds.
<https://www.youtube.com/embed/yM3dMF-Bxuk>
- Make and complete the sh booklet.
- Complete the cvcc and ccvc detectives activity.

Reading and Writing


- **Sentence of the Day – write a sentence about being a scientist.**
- Watch the video on sentence endings. <https://www.youtube.com/embed/mPnSYcxkiKU>
- Did you know another word for full stop is period?
- Complete the punctuation worksheet.
- Write out the steps for your science experiment/activity that you are going to present this week.
- Design your own pizza - write a sentence about your pizza.

TUESDAY - Mathematics











- Complete the colour by number 100s chart. Colour each number the correct colour to reveal the mystery picture.
- Complete the worksheet on sharing.
- Go onto Mathletics and complete some of the assigned activities. (10-15mins)

TUESDAY – Art

- Complete the line art activity from Mrs Plasto.

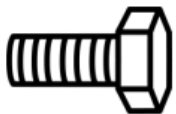


Cut along the dotted lines and then fold.


<div style="display: flex; justify-content: space-around; margin-bottom: 10px;"> self__ it__ </div> <div style="display: flex; justify-content: space-around; margin-bottom: 10px;"> ape__ ake__ </div> <div style="display: flex; justify-content: space-around;"> ed__ et__ </div> <p style="text-align: center;">Add 'sh' and draw!</p>	<div style="display: flex; justify-content: space-around; margin-bottom: 10px;"> shake shut shop ship </div> <div style="display: grid; grid-template-columns: repeat(3, 1fr); gap: 10px;">         </div> <p style="text-align: center;">(Use the words below to help)</p> <p style="text-align: center;">Colour!</p> <p style="text-align: center;">Which words begin with 'sh'?</p>																																																																																											
<p style="text-align: center;">Find the Words! </p> <table border="1" style="width: 100%; border-collapse: collapse; text-align: center;"> <tr><td>s</td><td>h</td><td>o</td><td>p</td><td>e</td><td>o</td><td>h</td><td>s</td><td>s</td></tr> <tr><td>e</td><td>a</td><td>p</td><td>s</td><td>h</td><td>e</td><td>l</td><td>f</td><td>e</td></tr> <tr><td>t</td><td>s</td><td>t</td><td>r</td><td>i</td><td>h</td><td>s</td><td>r</td><td>e</td></tr> <tr><td>u</td><td>h</td><td>h</td><td>s</td><td>o</td><td>t</td><td>a</td><td>e</td><td>d</td></tr> <tr><td>h</td><td>a</td><td>i</td><td>t</td><td>t</td><td>h</td><td>p</td><td>e</td><td>l</td></tr> <tr><td>s</td><td>r</td><td>i</td><td>e</td><td>s</td><td>a</td><td>h</td><td>n</td><td>c</td></tr> <tr><td>r</td><td>k</td><td>e</td><td>a</td><td>h</td><td>s</td><td>p</td><td>h</td><td>e</td></tr> <tr><td>t</td><td>h</td><td>f</td><td>s</td><td>p</td><td>i</td><td>h</td><td>s</td><td>u</td></tr> <tr><td>s</td><td>r</td><td>s</td><td>h</td><td>a</td><td>k</td><td>e</td><td>e</td><td>d</td></tr> </table> <table border="1" style="width: 100%; border-collapse: collapse; text-align: center; margin-top: 10px;"> <tr> <td>share</td> <td>shake</td> <td>shape</td> </tr> <tr> <td>ship</td> <td>shoe</td> <td>shed</td> </tr> <tr> <td>shop</td> <td>shirt</td> <td>shark</td> <td>sheet</td> </tr> </table> <p style="text-align: center; font-size: small;">Copyright © www.easyteaching.net</p>	s	h	o	p	e	o	h	s	s	e	a	p	s	h	e	l	f	e	t	s	t	r	i	h	s	r	e	u	h	h	s	o	t	a	e	d	h	a	i	t	t	h	p	e	l	s	r	i	e	s	a	h	n	c	r	k	e	a	h	s	p	h	e	t	h	f	s	p	i	h	s	u	s	r	s	h	a	k	e	e	d	share	shake	shape	ship	shoe	shed	shop	shirt	shark	sheet	<div style="text-align: center; font-size: 4em; font-family: sans-serif;">sh</div> <div style="text-align: center; margin-top: 20px;">  </div> <div style="text-align: center; font-size: 2em; font-family: sans-serif;">shark</div>
s	h	o	p	e	o	h	s	s																																																																																				
e	a	p	s	h	e	l	f	e																																																																																				
t	s	t	r	i	h	s	r	e																																																																																				
u	h	h	s	o	t	a	e	d																																																																																				
h	a	i	t	t	h	p	e	l																																																																																				
s	r	i	e	s	a	h	n	c																																																																																				
r	k	e	a	h	s	p	h	e																																																																																				
t	h	f	s	p	i	h	s	u																																																																																				
s	r	s	h	a	k	e	e	d																																																																																				
share	shake	shape																																																																																										
ship	shoe	shed																																																																																										
shop	shirt	shark	sheet																																																																																									



CCVC + CVCC DETECTIVES



SENTENCE OF THE DAY

☐

Capital letter

ABC

☐

End punctuation

.,?!

☐

Spaces between words

☐

Describing word



Punctuation

Kindergarten Writing Worksheet

Cut out the sentence boxes. Place the sentences in the correct punctuation columns.

.

?

!

Do you see
the fish__

I have two
sisters__

Watch out__

Wow, that
was fun__

I see a
mouse__


Are you still
hungry__






Design a Pizza

Cut and stick your favourite toppings on to your pizza.



Design a Pizza

Cut and stick your favourite toppings on to your pizza.



Glue your pizza into your scrap book. Write a sentence about your pizza.

Here are some words you could use:

pizza ham cheese mushrooms tomato salami
delicious pineapple favourite



Hundreds Chart Mystery Picture

1	2	3	4	5	6	7	8	9	10
11	12	13	14	15	16	17	18	19	20
21	22	23	24	25	26	27	28	29	30
31	32	33	34	35	36	37	38	39	40
41	42	43	44	45	46	47	48	49	50
51	52	53	54	55	56	57	58	59	60
61	62	63	64	65	66	67	68	69	70
71	72	73	74	75	76	77	78	79	80
81	82	83	84	85	86	87	88	89	90
91	92	93	94	95	96	97	98	99	100

Green: 1, 2, 3, 8, 9, 10, 11, 12, 19, 20, 21, 30, 62, 63, 68, 69, 71, 72, 73, 78, 79, 80, 81, 82, 89, 90, 91, 100

Blue: 74, 77, 83, 88, 92, 93, 98, 99

Yellow: 4, 5, 6, 7, 13, 14, 15, 16, 17, 18, 22, 29, 31, 32, 39, 40, 41, 42, 49, 50, 51, 52, 59, 60, 61, 70



Red: 84, 85, 86, 87, 94, 95, 96, 97

Black: 23, 24, 25, 26, 27, 28, 33, 35, 36, 38, 43, 44, 45, 46, 47, 48

Black circle: 34, 37

Add a smile to the picture.

Grouping and sharing – sharing

You will need:  a partner  counters

What to do:

Work with your partner.

Use pictures or counters help solve these problems.

There are **3** girls.

They each read **3** books.

How many books did they read **altogether**?

There are **4** cousins.


There are **8** toy cars.

Give each cousin a **fair share** of the cars.

How many cars does each cousin have?

ART LESSON

Line is an important element of art. On a piece of paper draw some straight lines that touch each other. Fill in each area with a different repeating pattern and colour the areas.



Be as creative as you like with the different patterns.

WEDNESDAY -English

Spelling

- Sound of the week “e, h, k, c, ch, sh, th” revision.
- Watch the following video to practice your sounds.
<https://www.youtube.com/embed/yM3dMF-Bxuk>
- Complete the dabbing words activity
- Complete the word shapes worksheet.

Reading and Writing

- **Sentence of the Day – write a sentence about the beach.**
- Listen to the story Carla’s Sandwich <https://storylineonline.net/books/carlas-sandwich/>
- Design your own sandwich

WEDNESDAY - Mathematics

- Complete the colour by number 100s chart. Colour each number the correct colour to reveal the mystery picture.
- Complete the sharing cookies activity. You could even use real cookies to help you!
- Go onto Mathletics and complete some of the assigned activities. (10-15mins)

WEDNESDAY – Science

- After our Zoom session this afternoon you will have some time to finish off your awesome Science week activity. Be ready to share and talk about your activity during our Thursday and Friday Zoom sessions.
- Please have a family member take a photo of you with your activity and send it to your turramurn-p.school@det.nsw.edu.au. We want to make a collage of all the students' fantastic work!
- Have a go at completing the roll a funny sandwich activity
- Have a go at the find-a-word.



Name _____

Dabbing SHORT e Words

1



Dab the letters to make a word to match the picture.
Cross out the letters not in the word. Write the word.



b n e r d p



i h a e p n



j h i a e t



w c e a t k



Choose 2 words and put them in a sentence.
Draw a picture about your sentences on the back.



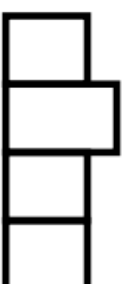
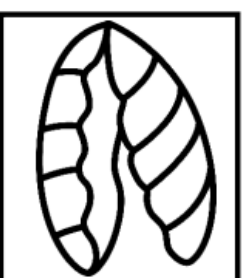
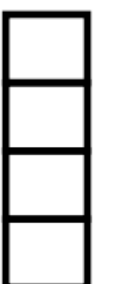
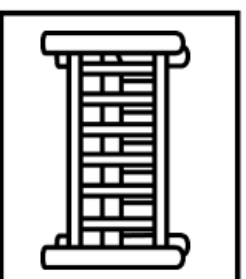
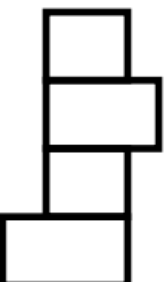
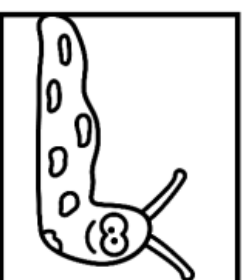
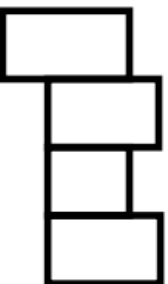
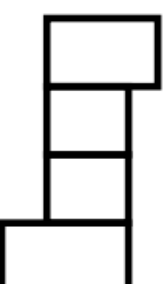

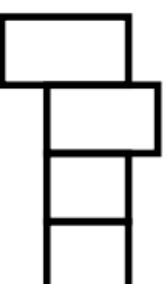
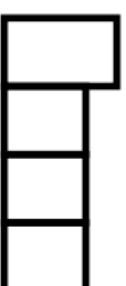
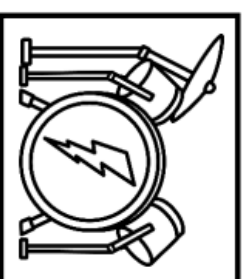
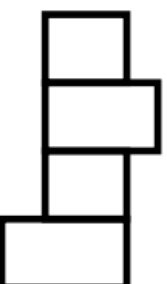
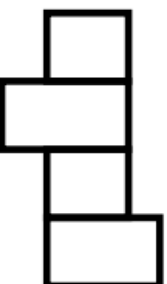

1 My word is _____

2 My word is _____


CCVC Word Shapes

Complete the CCVC words below by filling in the missing sounds.

Use the shape of the boxes to help you.



SENTENCE OF THE DAY


☐

Capital letter

ABC

☐

End punctuation

.,?!

☐

Spaces between words


☐

Describing word



Watch Carla's Sandwich <https://www.youtube.com/embed/M-aceEquCtY>
What is your favourite sandwich? Plan and design your own sandwich.

Design a Sandwich

Design and create your own sandwich. Plan out your design below.

Bread	
Butter	
Fillings	
Sauces/Condiments	



This is what my sandwich will look like:

Hundreds Chart Mystery Picture

1	2	3	4	5	6	7	8	9	10
11	12	13	14	15	16	17	18	19	20
21	22	23	24	25	26	27	28	29	30
31	32	33	34	35	36	37	38	39	40
41	42	43	44	45	46	47	48	49	50
51	52	53	54	55	56	57	58	59	60
61	62	63	64	65	66	67	68	69	70
71	72	73	74	75	76	77	78	79	80
81	82	83	84	85	86	87	88	89	90
91	92	93	94	95	96	97	98	99	100

Black: 25, 26, 32, 35, 36, 39, 42, 45, 46, 49, 55,
56, 65, 66, 73, 75, 76, 78, 83, 85, 86, 88, 95, 96

Yellow: 33, 38, 43, 48, 72, 79, 82, 89

Light blue: 61, 62, 63, 64, 67, 68, 69, 70, 74, 77,
80, 81, 84, 87, 90, 92, 93, 98, 99

Dark blue: 22, 23, 28, 29, 31, 34, 37, 40, 41, 44, 47,
50, 52, 53, 54, 57, 58, 59

Add black antennae to the picture.

Can you share 8 cookies between 4 people?



Each person gets _____ cookies.



Can you share 10 cookies between 5 people?



Each person gets _____ cookies.



Can you share 9 cookies between 3 people?



Each person gets _____ cookies.





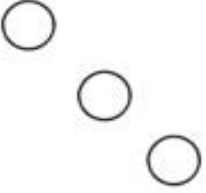
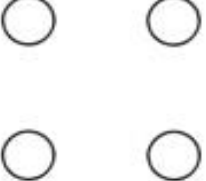
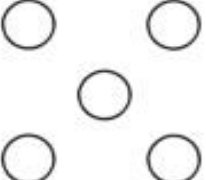

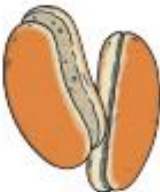

















Can you share 4 cookies between 2 people?



Each person gets _____ cookies.




Funny Sandwich Roll and Draw Activity

Dice						
Base						
Filling						
Sauce						

Funny Sandwich Roll and Draw Activity

Draw your funny sandwich



Healthy Eating

a b o n e s g x i j v p
o f k p q s s s u v e r
c a l c i u m w a h g o
b y v n o g t a s l e t
o x y i a a c t f a t e
d i e t t r o e r r a i
y v s a l a d r u s b n
k i n a r a m s i p l r
s t t v w s y i t b e d
h e a l t h y l n n s j
m i n e r a l s y s a b
s p e x e r c i s e m n

body
bones
calcium
diet

exercise
fat
fruit
healthy

minerals
protein
salad
salt

sugar
vegetables
vitamins
water

THURSDAY -English

Spelling

- Sound of the week “e, h, k, c, ch, sh, th” revision.
- Watch the following video to practice your sounds.
<https://www.youtube.com/embed/yM3dMF-Bxuk>
- Complete the sound it out worksheet.
- Make and complete the th booklet.

Reading and Writing

- **Sentence of the Day – write a sentence about sport.**
- Complete the boring sentences worksheet. Make the sentences more interesting using adjectives.
- Read the story ‘Ted can do tricks’ <https://portal.flyleafpublishing.com/wp-content/uploads/books/15-Ted-Can-Do-Tricks/mobile/index.html#p=1>
- Complete the worksheet.
- Complete the eye-spy activity.

THURSDAY - Mathematics

- Complete the colour by number 100s chart. Colour each number the correct colour to reveal the mystery picture.
- Complete the least to most capacity worksheet.

THURSDAY – PDHPE

- Complete the PDHPE activities from Mrs Deck.

Name: _____

Sound It Out!

Look at each picture and
write the beginning, middle
and ending sound you hear.

pig


rod

pup

bit

mud

nod







p i g



Write a sentence using one or more of the words above.



Cut along the dotted lines and then fold.

<p>wo__</p> <p>pn__</p> <p>aw__</p> <p>ick__</p> <p>ing__</p> <p>in__</p> <p>Add 'th' and draw!</p>	<p>thermometer think thorns thumb</p>  <p>Which words begin with 'th'?</p> <p>Colour!</p> <p>(Use the words below to help)</p>																																																																																											
<p>Find the Words! </p> <table border="1"> <tr><td>e</td><td>b</td><td>s</td><td>i</td><td>h</td><td>t</td><td>h</td><td>t</td><td>t</td></tr> <tr><td>e</td><td>t</td><td>n</td><td>t</td><td>h</td><td>g</td><td>h</td><td>t</td><td>h</td></tr> <tr><td>n</td><td>a</td><td>r</td><td>i</td><td>n</td><td>i</td><td>t</td><td>p</td><td>a</td></tr> <tr><td>t</td><td>e</td><td>e</td><td>i</td><td>s</td><td>h</td><td>h</td><td>n</td><td>w</td></tr> <tr><td>h</td><td>f</td><td>h</td><td>t</td><td>a</td><td>s</td><td>c</td><td>i</td><td>h</td></tr> <tr><td>t</td><td>t</td><td>l</td><td>t</td><td>k</td><td>n</td><td>i</td><td>h</td><td>t</td></tr> <tr><td>e</td><td>e</td><td>i</td><td>h</td><td>n</td><td>l</td><td>t</td><td>t</td><td>h</td></tr> <tr><td>h</td><td>w</td><td>o</td><td>t</td><td>h</td><td>o</td><td>r</td><td>n</td><td>u</td></tr> <tr><td>a</td><td>t</td><td>h</td><td>u</td><td>m</td><td>b</td><td>h</td><td>d</td><td>d</td></tr> </table> <table border="1"> <tr> <td>thing</td> <td>think</td> <td>thorn</td> </tr> <tr> <td>thumb</td> <td>thistle</td> <td>thief</td> </tr> <tr> <td>thin</td> <td>thaw</td> <td>thud</td> <td>that</td> </tr> </table> <p>Copyright © www.easyteaching.net</p>	e	b	s	i	h	t	h	t	t	e	t	n	t	h	g	h	t	h	n	a	r	i	n	i	t	p	a	t	e	e	i	s	h	h	n	w	h	f	h	t	a	s	c	i	h	t	t	l	t	k	n	i	h	t	e	e	i	h	n	l	t	t	h	h	w	o	t	h	o	r	n	u	a	t	h	u	m	b	h	d	d	thing	think	thorn	thumb	thistle	thief	thin	thaw	thud	that	  <p>thief</p>
e	b	s	i	h	t	h	t	t																																																																																				
e	t	n	t	h	g	h	t	h																																																																																				
n	a	r	i	n	i	t	p	a																																																																																				
t	e	e	i	s	h	h	n	w																																																																																				
h	f	h	t	a	s	c	i	h																																																																																				
t	t	l	t	k	n	i	h	t																																																																																				
e	e	i	h	n	l	t	t	h																																																																																				
h	w	o	t	h	o	r	n	u																																																																																				
a	t	h	u	m	b	h	d	d																																																																																				
thing	think	thorn																																																																																										
thumb	thistle	thief																																																																																										
thin	thaw	thud	that																																																																																									



SENTENCE OF THE DAY

☐

Capital letter

ABC

☐

End punctuation

! ? .

☐

Spaces between words


☐

Describing word



Boring Sentence

• The cat sat on the mat.



Make it interesting

The _____ cat sat on the
_____ mat.

Make it even better!

The _____ , _____ cat sat
on the _____ , _____ mat.



Read and Draw

Read the poem and draw a picture to go with it. Then read the poem to someone and describe your illustration.


By Himself

Little dog likes to stand by himself.

Little dog likes to dig by himself.

Little dog likes to spin by himself.

Little dog likes to sit by you.



Mixed-Up Sentence





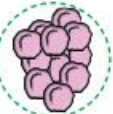



Unscramble the words and write the sentence. If you need help unscrambling, you can cut out the words and move them around.


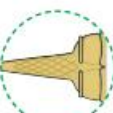






is Ted at tricks. good
















I Spy with My Little Eye Checklist

Write how many of each picture you find in the box.

<input type="checkbox"/>	plant based ice cream	
<input type="checkbox"/>	cube watermelon	
<input type="checkbox"/>	vitamins	
<input type="checkbox"/>	farmer	
<input type="checkbox"/>	popping candy	
<input type="checkbox"/>	cricket flour	
<input type="checkbox"/>	scientist	
<input type="checkbox"/>	lab grown meat	

<input type="checkbox"/>	sauerkraut	
<input type="checkbox"/>	edible packaging	
<input type="checkbox"/>	food colouring	
<input type="checkbox"/>	GM (genetically modified) canola oil	
<input type="checkbox"/>	seedless grapes	
<input type="checkbox"/>	purple cauliflower	
<input type="checkbox"/>	canned meat	
<input type="checkbox"/>	purple carrot	

<input type="checkbox"/>	women baking	
<input type="checkbox"/>	chimichurri	
<input type="checkbox"/>	scientist	
<input type="checkbox"/>	magnifying glass	
<input type="checkbox"/>	microscope	
<input type="checkbox"/>	oat milk	
<input type="checkbox"/>	packed lunch	
<input type="checkbox"/>	plant based spaghetti	

<input type="checkbox"/>	pepper	
<input type="checkbox"/>	salt	
<input type="checkbox"/>	plant based food	
<input type="checkbox"/>	3d printed food	
<input type="checkbox"/>	spring rolls	

I Spy with My Little Eye

Food: Different by Design



Hundreds Chart Mystery Picture

1	2	3	4	5	6	7	8	9	10
11	12	13	14	15	16	17	18	19	20
21	22	23	24	25	26	27	28	29	30
31	32	33	34	35	36	37	38	39	40
41	42	43	44	45	46	47	48	49	50
51	52	53	54	55	56	57	58	59	60
61	62	63	64	65	66	67	68	69	70
71	72	73	74	75	76	77	78	79	80
81	82	83	84	85	86	87	88	89	90
91	92	93	94	95	96	97	98	99	100

Red: 11, 12, 21, 22, 23, 33, 34, 44

Blue: 41, 42, 51, 52, 61, 62, 71, 72

Yellow: 73

Green: 1, 2, 3, 4, 5, 6, 7, 8, 9, 10, 13, 14, 15, 16, 17, 18, 19, 20,
24, 27, 28, 31, 32, 35, 40, 45, 50, 60, 70, 76, 77, 78, 79, 80,
82, 83, 84, 85, 87, 88, 89, 90, 91, 92, 93, 94, 95, 96, 97,
98, 99, 100

Pink: 25, 26, 29, 30, 36, 37, 38, 39, 46, 49, 54, 55, 56, 57,
58, 59, 64, 65, 66, 67, 68, 69, 74, 75, 81, 86

Black: 43, 53, 63

Black circle: 47, 48

Least to Most Capacity

Cut out the items. Order them to show how much they would hold (start from the least).

--	--	--	--	--	--

least

most

Challenge

Find 5 items in your classroom and order them showing which would hold the least to the most. Draw the items below.

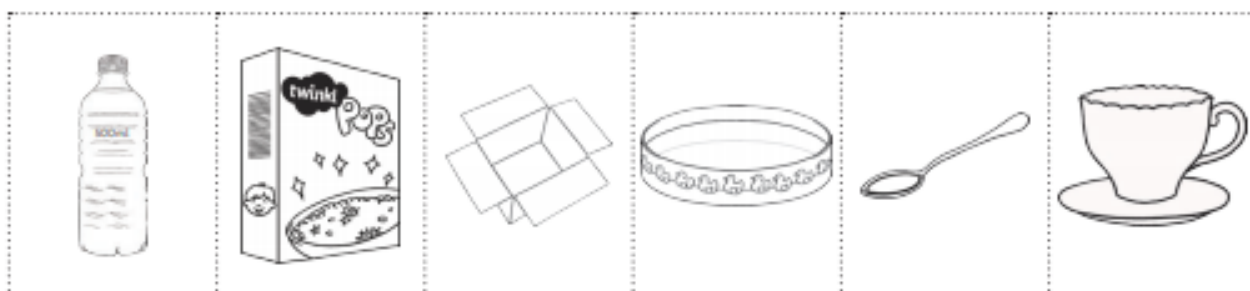
--	--	--	--	--

least

most



visit [twinkl.com](https://www.twinkl.com)





Lesson 6 – Pedestrian Safety

This week students will be learning about:

- Holding a grown-up's hand and choosing safer road crossing options

Activity 1 – Read the following scenario with your teacher or parent/caregiver and answer the questions.

Scenario 1

This family is going to the park to play some ball games together. There is no footpath for them to walk on and they will have to cross some driveways along the way.

Questions

1. Where should they walk if there is no footpath?

2. What are the dangers in and around driveways and how will they keep safe?


3. Who will they hold hands with?

4. How will they carry everything so they can still hold a grown-up's hand?

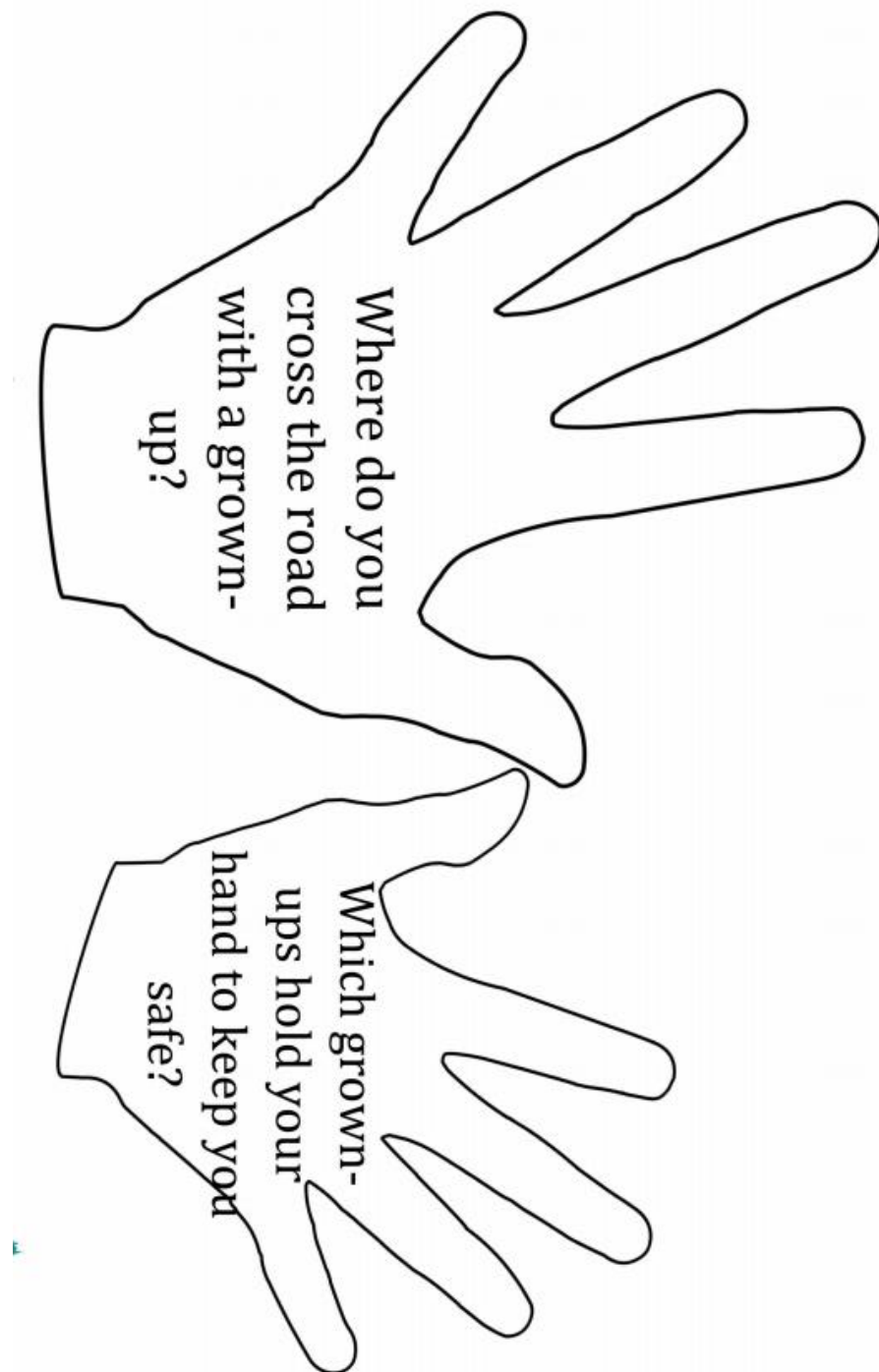
5. Where will they cross the road?

6. How will they choose a safer location?

7. What will they need to do to stay safer when crossing the road?



Activity 2 – Write the places where you cross the road with a grown-up and the names of which grown-ups hold your hand to keep you safe?



Reflection: Discuss the importance of holding hands with a known and trusted adult.

- Why do you need to hold a grown-up's hand when you cross the road or tracks?
- Why is it important to use the safest place to cross?

Hold my hand every time we cross the road

A note for my family,

My class is learning more about road safety and crossing the road.
Because I am young please:

- **hold my hand** whenever cars are or could be about
- **talk with me** about how to cross the road safely every time we cross
- **practise** crossing the road safely with me
- **practise** crossing at pedestrian crossings and at pedestrian lights.



Some things to talk about and practise:

- holding hands every time we cross the road
- if you can't hold my hand, making sure I hold your arm, clothes, bag or the pram or trolley.

When we cross the road talk with me about:

- looking for pedestrian signs and lights or other safer options
- stopping one step back from the kerb
- always stopping completely
- what we need to look and listen for
- how long we need to look and listen for
- what could stop us or make it difficult for us to look or listen
- waiting for vehicles to stop before stepping on to the road at crossings
- why we think it's safe to cross
- when it's safe to cross, walking straight across the road and checking for vehicles as we go.

At pedestrian traffic lights talk with me about:

- the red and green pedestrian signals and what these mean
- stopping one step back from the kerb when the red pedestrian signal is showing
- pressing the button and waiting for the green pedestrian signal to appear
- only ever starting to walk across the road when the green pedestrian signal is showing
- understanding that cars are supposed to stop when the green pedestrian signal appears but sometimes they might not.



Activity 3 – PE Session

How can we solve problems when moving?

Students will learn how to explore possible solutions to accurately throwing an object towards a target.

Things you will need

- Help from an adult
- A soft object to throw (for example, soft ball, pair of socks, soft toy, scrunched-up paper)
- An object or landmark to create a target for the object to hit (for example, bucket, a long piece of string laid in a circle, an 'X' formed by two pieces of tape/material, a t-shirt laid on the ground, a chair/bench, a wall, a tree)
- Refer to '[Hit the target](#)' game card for suggestions of what this activity could look like. (Sport Australia, 2019. Playing for life)

playing for life

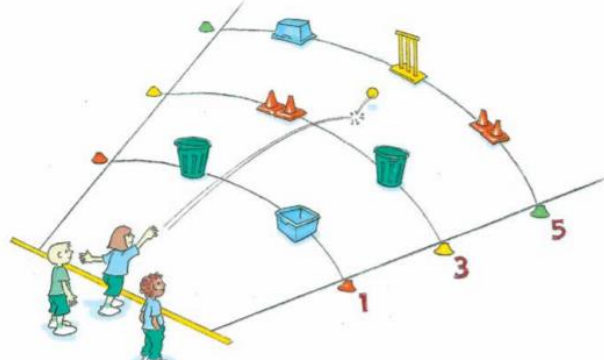
TARGET GAMES

SPORTAUS

F-2 3-4 5-6

Hit the target

Targets are set up away from a throwing line. Players score points by throwing, kicking or rolling a ball at the targets. Play in small groups, 3-4 per group.



What you need

- > A variety of targets – such as 2-litre (or larger) plastic bottles with a little sand in the bottom, cricket wickets or buckets
- > Objects to throw – softballs, beanbags, tennis balls, soccer balls – 2 per player

What to do

- > Players throw, roll or kick a ball to hit or land in targets.
- > Each player has a set number of throws (e.g. 2).
- > Play is stopped to re-position targets that have been knocked over.

Scoring

- > Consider a bonus point if a ball lands inside a target.
- > Set a target (e.g. 15). The team with the smallest number of throws or the most points in a set time (e.g. 45 seconds) wins.
- > Have students set an individual goal and try to beat their score in 3 to 5 attempts.

LEARNING INTENTION

Hit the target supports students to develop their shot placement, accuracy and strategy in relation to scoring zones in target games.

PHYSICAL LITERACY ELEMENTS

OBJECT MANIPULATION

SKILL ACQUISITION

STRATEGY AND PLANNING

ACHPH025

ACHPH043


© 2019 Sport Australia

Playing for life

Task 1

1. Create a target that you can safely throw a soft object towards. Choose a 'starting point' where you will throw the object from.
2. Throw the object towards the target. You should aim to hit the target. Pick up the object from where it landed and throw the object again until the target has been hit.
3. Repeat the challenge 5 times attempting to hit the target in a fewer number of throws.

Throwing for accuracy examples



Record how many throws it took to hit the target.

Table 1 Throwing for accuracy

Throwing accuracy	Attempt 1	Attempt 2	Attempt 3	Attempt 4	Attempt 5
How many throws did you it take to hit the target?					

FRIDAY -English

Spelling

- Sound of the week “e, h, k, c, ch, sh, th” revision.
- Watch the following video to practice your sounds.
<https://www.youtube.com/embed/yM3dMF-Bxuk>
- Complete the blend flowers. Write each word you can create with the blend and other sounds on each leaf.
- Use some of the words from the flowers to write in sentences on the lined paper.

Reading and Writing

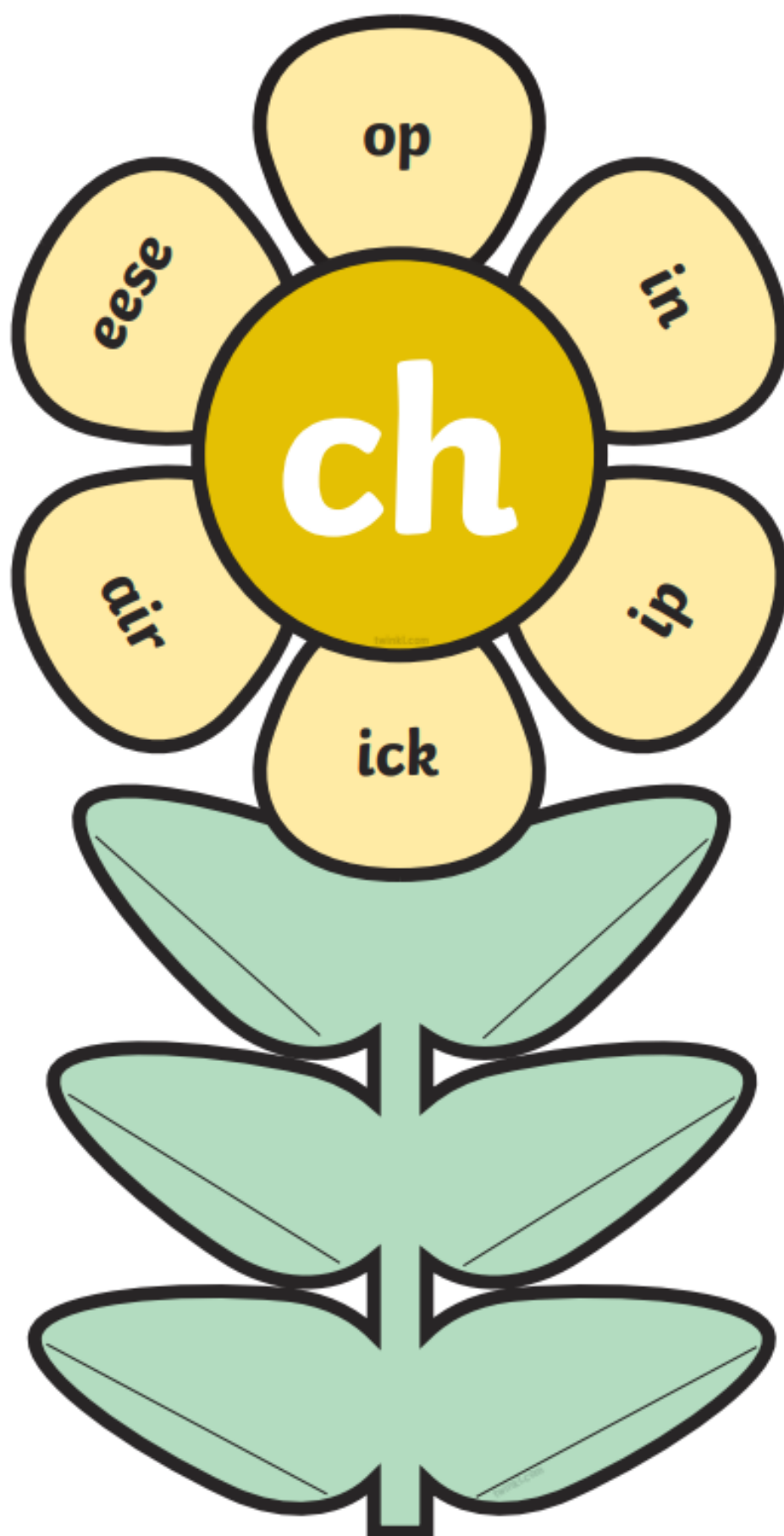
- **Sentence of the Day – write a sentence about a frog.**
- Read the story ‘Mr Archemdes Bath’ https://www.youtube.com/embed/gkA3SY68_Yk and complete the activities.
- Complete the colour by sight words activity.


FRIDAY - Mathematics


- Complete the colour by number 100s chart. Colour each number the correct colour to reveal the mystery picture.
- Make your own aluminum foil boat. Get a piece of aluminum foil and create a boat that can hold lots of pieces of lego. How many lego pieces can you place inside the boat before it sinks?

FRIDAY – Music

- Complete the music activities from Mr Cronin.










SENTENCE OF THE DAY

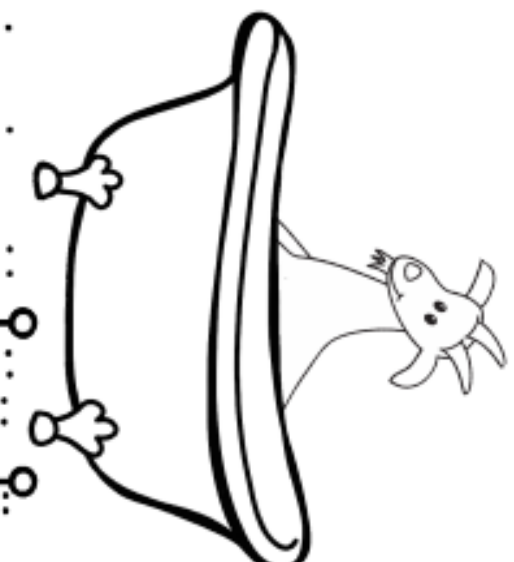




- ☐ Capital letter **ABC**
- ☐ End punctuation **. ? !**
- ☐ Spaces between words 
- ☐ Describing word **Wow** 

Mr Archimedes' Bath




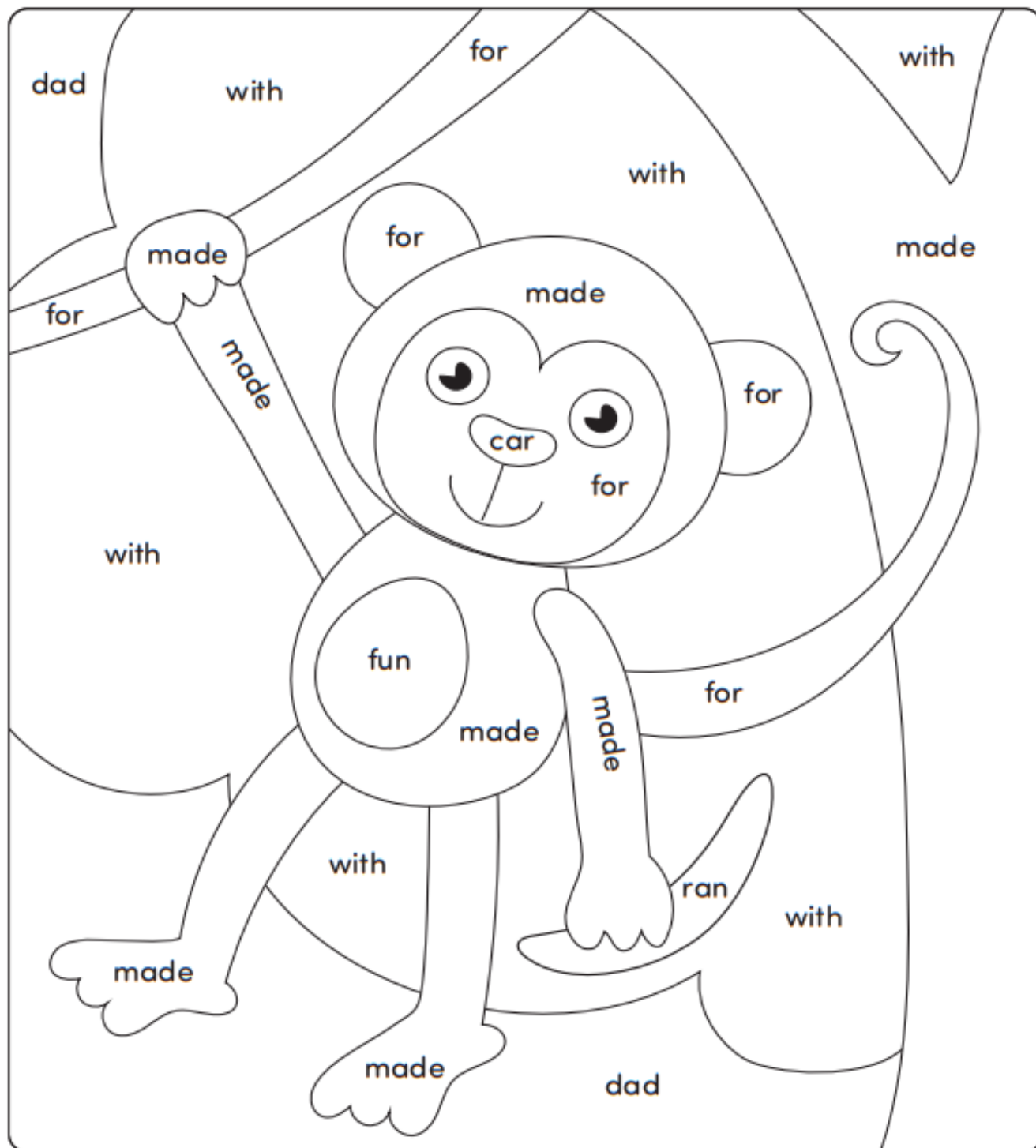
Draw water in the bath in each picture. How much did Mr Archimedes put in the bath to begin with?
Remember there was the same amount of water in the bath but the water rose and fell as characters hopped in and out of the bath.



COLOUR BY SIGHT WORDS

Use the key below to help you colour the picture.

- | | | | | | | | |
|--|-----|--|------|--|-----|---|------|
|  orange | for |  brown | made |  blue | dad |  green | with |
|  pink | fun |  yellow | ran |  red | car | | |



Hundreds Chart Mystery Picture

1	2	3	4	5	6	7	8	9	10
11	12	13	14	15	16	17	18	19	20
21	22	23	24	25	26	27	28	29	30
31	32	33	34	35	36	37	38	39	40
41	42	43	44	45	46	47	48	49	50
51	52	53	54	55	56	57	58	59	60
61	62	63	64	65	66	67	68	69	70
71	72	73	74	75	76	77	78	79	80
81	82	83	84	85	86	87	88	89	90
91	92	93	94	95	96	97	98	99	100

Orange: 1, 4, 7, 10, 12, 19, 31, 40, 61, 70, 82, 89, 91,
94, 97, 100

Black: 33, 34, 37, 38, 42, 43, 44, 45, 46, 47, 48, 49,
53, 54, 57, 58

Yellow: 14, 15, 16, 17, 23, 24, 25, 26, 27, 28, 32, 35,
36, 39, 52, 55, 56, 59, 62, 63, 64, 65, 66, 67, 68,
69, 73, 74, 75, 76, 77, 78, 84, 85, 86, 87

Add a smile to the picture.

Draw a picture of your foil boat in the box below.



How many lego blocks fit on the boat before it sank?

Why do you think the boat sank?



Warm-up: Listen to the music and keep the beat by jumping around the room like a kangaroo.
When the music stops, have a rest.

Jump Like a Kangaroo

<https://www.youtube.com/embed/NKISsfas2T0>



Wombat Wobble

<https://www.youtube.com/embed/D3jIlzkr0s>



Listen to the song and do the actions. How many Aussie Animals did you count in the song?

Listen again and echo each line to learn the song.

The Flower Song: So-Mi and Rhythm Follow Along

<https://www.youtube.com/embed/DDGoMMczrmQ>



The Gum Tree Family:

<https://www.youtube.com/embed/RFQwM8WkUnE>



As you listen and watch try to sing along with the words “part of the gumtree family.”

Listen Saint Saen’s: Carnival of the Animals - Kangaroos

<https://www.youtube.com/embed/8gjNhJ717Mk>



Revise: *I Like the Flowers*

<https://youtu.be/tllwmW3OZtY>



Oats, Peas, Beans and Barley Grow

https://www.youtube.com/watch?v=SZq3m0cZ_bk&t=42s



Have Fun 😊