

NAME: _____



Learning from Home

Unit: 7

Early Stage 1

Kindergarten



Term 3 Week 7 2021

Websites for Learning

- TNPS school website: <https://turramurrn-p.schools.nsw.gov.au> Learning From Home Packages are located.
- Department of Education *Learning from Home*: <https://education.nsw.gov.au/teaching-and-learning/curriculum/learning-from-home>

Should you need to contact your child's teacher please use the following emails:

KW Marianne Galluzzo marianne.galluzzo@det.nsw.edu.au

KK Kierly Wiggins kierly.wiggins1@det.nsw.edu.au

BOOK WEEK

- [Book Week Official Webpage https://www.cbca.org.au/cbca-book-week](https://www.cbca.org.au/cbca-book-week)
- Get excited for book week <https://storyboxlibrary.com.au/blog/get-excited-for-cbca-book-week-2021>
- <https://www.penguin.com.au/books/lists/book-week-2021>
- The State Library <https://www.sl.nsw.gov.au/learning/kids-and-families>
- Ku-ring-gai Library - online reader platform for ebooks <https://www.krg.nsw.gov.au/Community/Ku-ring-gai-Library>

ENGLISH

- Story Box Library (username: tnps and password: tnps) www.storyboxlibrary.com.au
- ABC Education- Rhyme Time Game <https://www.scootle.edu.au/ec/viewing/L7857/index.html>
- ABC Education- Mini Lesson; Syllables <https://education.abc.net.au/home-!/media/3564850/english-years-f-1-with-oliver-syllables>
- Storyline Online <https://www.storylineonline.net/> - videos featuring celebrated actors reading children's books alongside illustrations.

MATHEMATICS

- <https://education.nsw.gov.au/campaigns/mathematics/everyday-maths> Fun, creative and practical activities to develop everyday Maths skills
- Mathletics <https://www.mathletics.com/au/>
- Ten Frame <https://www.coolmath4kids.com/manipulatives/ten-frame>
- Shape Patterns <https://www.coolmath4kids.com/manipulatives/pattern-blocks>
- ABCya 100 Snow Ball https://www.abcya.com/games/one_hundred_snowballs
- ABC Splash Mathematics activities for K-10 <https://education.abc.net.au/home#!/resources/-/mathematics>

SCIENCE AND TECHNOLOGY

- ABC Splash Science <https://education.abc.net.au/home#!/resources/-/science> Features short videos that provide information with question prompts to guide discussion or lead to further research topics.
- <https://thekidshouldseethis.com/> for Years 2-10. A collection of 4,300+ kid-friendly videos, curated for teachers and parents to share meaningful media. Useful as a writing prompt for informative, persuasive and imaginative texts.
- ABC Education- How Do You Know When Rain is Coming? <https://education.abc.net.au/home-!/media/30177/how-do-you-know-when-rain-is-coming->
- Suspended Egg Experiment <https://www.questacon.edu.au/outreach/programs/science-circus/videos/suspended-egg>

CREATIVE ARTS

- Dance exploration <https://www.gonoodle.com/>
- Art for kids Hub <https://www.youtube.com/user/ArtforKidsHub>

PERSONAL DEVELOPMENT / HEALTH / PHYSICAL EDUCATION

- 000 Hero <http://kids.triplezero.gov.au/> for K-2 children. An interactive game that promotes safety messages and how to act in an emergency.
- Cosmic Yoga has great creative yoga videos that are easy for children to follow. <https://www.youtube.com/user/CosmicKidsYoga>



KK Zoom Classes for BOOK WEEK WEEK 7 TERM 3 2021

PLEASE NOTE THE CHANGE FOR MONDAY, 23 August only

- Students will participate in a Book Week livestream. No other Zoom classes will occur on Monday, 23 August.
- Regular morning and afternoon Zoom classes will recommence on Tuesday, 24 August.

KK Monday 23/8/21	BOOK WEEK LIVESTREAM: <i>Bigger, Brighter, Better</i> 9.20am – 9.55am		LOGON DETAILS:	
	BEFORE the Livestream, you might like to meet the actors at: https://vimeo.com/579385090 You might like to take the dance tutorial at: https://vimeo.com/580985863		<ul style="list-style-type: none">• Go to the secure web portal https://performlivestream.com/• On the homepage, enter the school password fmE2ITu• Wait on the next screen and the school livestream event will start soon. Any issues, please call: 1300 652 470	
Tuesday 24/8/21 Wednesday 25/8/21 Thursday 26/8/21 Friday 27/8/21	Zoom Meeting ID		Zoom Meeting Password	
	Morning am	Afternoon pm	Morning am	Afternoon pm
	619 2187 3411	622 7470 8520	325608	984942

Students are expected to attend both the morning and afternoon class on Tuesday to Friday this week. The video conference room is like a classroom, and the same school behaviour and discipline policies apply to this environment. Students need to access Zoom via <https://nsweducation.zoom.us/> and are required to use their **DoE student portal login** to gain access. **The DoE user ID and DoE password will be the same as last week.**

Tuesday 24/8/21, Wednesday 25/8/21, Thursday 26/8/21 and Friday 27/8/21

Time	Class
9.30am	KK & KW & 5T & 6B
10.30am	1F & 1W & 2M & 2R
11.30am	3R & 3H & 4H
12.15pm	KK & KW & 5T & 6B
1.30pm	1F & 1W & 2M & 2R
2.15pm	3R & 3H & 4H

Dear Parents and Carers,

Kindergarten is excited to be celebrating their 100th Day of school on Wednesday, 25th August. We have lots of fun activities planned for the day in our learning from home pack. We would like to invite the students to dress up like they are 100 years old and bring a special treat to our afternoon Zoom meeting.

100-Year-Old Dress Up Ideas

eyeglasses
gray hair (talcum powder)
hair curlers
sweaters
cardigans
scarf
cane
shawl
robe
bow ties
grey beard/moustache
wig



We can't wait to see you!
Ms Galluzzo and Miss Wiggins

Week 7 Term 3 – Learning from Home

Early Stage 1

You may need help from a parent/carer and possibly resources from your teacher.

	Monday	Tuesday	Wednesday	Thursday	Friday
Morning	English Spelling/Phonics Reading/Writing 9:20 – 9:50am Book Week Zoom.	English Spelling/Phonics Reading/Writing 9.30 Zoom KK and KW Intro of this week's sounds	English Spelling/Phonics Reading/Writing 9.30 Zoom KK and KW 100 Days of Kindy Fun!	English Spelling/Phonics Reading/Writing 9.30 Zoom KK and KW News – My Favourite Book	English Spelling/Phonics Reading/Writing 9.30 Zoom KK and KW Story and Craft
Break	Break	Break	Break	Break	Break
Middle	Mathematics	Mathematics	Mathematics	Mathematics	Mathematics
Break	Break	Break	Break	Break	Break
Afternoon	No Afternoon Zoom today Science	12.15 Zoom KK and KW Story time Art	12.15 Zoom KK and KW 100 Days of Kindy dress up and celebration.	12.15 Zoom KK and KW News – My Favourite Book PDHPE	12.15 Zoom KK and KW Weekly Wrap Up Music

Book Week 2021 – Old Worlds, New Worlds, Other Worlds

OPTIONAL activities for families – try some of them or all of them! It's up to you.

Try Transfiguration!



Celebrate your favourite book character's costume. Get in costume: old or new, recycled... use what you have, it doesn't matter. Take a photo of yourself in your Book Week costume. Your family / pets might like to join in too. The only limit is your imagination!

Illustrate or construct a costume for a book character using any medium you like – cardboard, paper, textiles, crayons, newspaper, foil, fabric, whatever! Take a photo to share.

Whacky, Wild or Whimsical?



Send in a whacky, wild or whimsical (but safe/COVID-safe) photo of where you / your family like to read. Examples could include reading sitting upside down on a lounge, reading while jumping on a trampoline, or a relaxing spot in a pile of soft toys! If you don't want to show your face – no problem, hide behind your book or take the photo of where you are reading from behind.

Bookface: How well can you match your face with a book? The goal is to make the transition between the book and yourself as seamless as possible. (Where you strategically line up your face alongside a book cover that features a matching body part, so it appears both the individual and book merges.) Take a photo.

Old Worlds, New Worlds, Other Worlds



Use a bookshelf to construct a 'shelfie' of your favourite book / character / author. Each member of your family could create a different 'shelf'.

Alternatively, create a diorama of the 'world' in which you favourite book is set. Examples might include: The fictional world of Narnia or the land from *Where the Wild Things* is set.

Lots of Links: Think of all the books, old and new, you / your family have read. (You could put a time limit on this or choose a theme for the books you list.) Then, write the name of each book on a strip of paper. Link the strips of paper together, paper chain style. Take a photo of yourself showing where you've displayed your lots of links.

We're looking forward to creating a TNPS Virtual Book Week presentation to share with all the photos sent in by Friday 27/8/21.
Email them to: turamurn-p.school@det.nsw.edu.au Mention your name and sports house to earn house points!

MONDAY -English

Spelling

- Sound of the week “u, b, l, i, ng, ck” revision.
- Watch the following video to practice your sounds.
<https://www.youtube.com/embed/yM3dMF-Bxuk>
- Revision of ‘ng’ sound.
- Complete the Spin the Vowel Activity

Reading and Writing

- **Sentence of the Day – write a sentence about books.**
- Monday recount – Write a recount about last week (Science Week). What was your favourite part? What did you present to the class? Write this in your workbook.
- This week is Book Week. The theme this year is “Old Worlds, New Worlds, Other Worlds”. Colour in the bookmark that is in your pack this week.
- Find a book from around your house and read it to one of your toys. You could even create a blanket fort to read in or go outside and read in a sunny spot.
- Complete the Book Week find-a-word.

MONDAY - Mathematics

- Complete the colour by number 100s chart. Colour each number the correct colour to reveal the mystery picture.
- Complete the fractions worksheet on parts and wholes.
- Spend some time on Mathletics completing the assigned activities for this week.

MONDAY – Science

- This week we will be reading a book together in our afternoon Zoom meeting. It is called Animal Seasons. We will talk about how animals do different things when the seasons change.
- Afterwards you will make your own animal book. You will need colour pencils, scissors and someone to help you with the folding.

Phonics - ng as in king

This week we are learning the "ng" sound. Check the picture below for your tongue placement. You should feel this sound in the back of your throat as air comes out of your nose.



Can you hear "ng" at the end of the word **king**? Say ng **loud!**

Now say it quietly.

The two letters that work as a team to make the sound "ng" are the letter **n** and the letter **g**.

It is NOT two separate sounds, we do not say "n" and "g". Remember, when two letters make one sound, it is called a **digraph**.

In the English language, the "ng" digraph does not appear at the start of words, only in the middle or at the end.

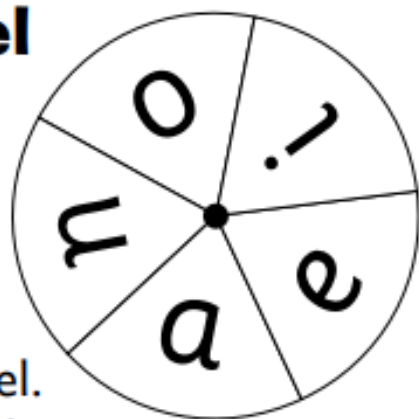


Spin a vowel

You will need: a paperclip, red and green pencils and a partner.

How to play

- 1 Use the paperclip to make a spinner. Take turns to spin a vowel.
- 2 Write the vowel in your first word.
- 3 Colour the ❄ green if it is a real word.
Colour the ❄ red if it is not a real word.
- 4 Continue until you have made 10 words.
- 5 The person with the most real words wins!



1 ❄ p ____ t

6 ❄ t ____ ck

2 ❄ s ____ p

7 ❄ r ____ t

3 ❄ r ____ g

8 ❄ t ____ n


4 ❄ s ____ ck

9 ❄ p ____ g

5 ❄ m ____ p

10 ❄ s ____ t

SENTENCE OF THE DAY

☐

Capital letter

ABC

☐

End punctuation

.,?!

☐

Spaces between words

☐

Describing word



Recount Writing

Write a recount about some things you did during Science Week.

Remember to use the following format when writing:

During science week I _____

Then _____

Next _____

You may like to add a personal comment at the end of how you felt.

Complete this activity in your scrap book. Draw a picture to go with your recount.

Editing Checklist:

- ☐ Capital letters
- ☐ Full stops
- ☐ Finger spaces
- ☐ It makes sense

CBCA Book Week 2021

Old Worlds, New Worlds, Other Worlds

n o o l d e l x a z r t
f p l a n e t s a h p h
n r o x a w a r d t e a
e c o o t h e r c r o g
w b f u q m z v r a q t
g b y b s p a c e v v o
p f n f a y o t a e s w
r w o r l d s h t l v z
i l t i m e i y u b u r
z z d w y i d j r c n u
e c n c s l m q e j x r
d e r a l i e n s h o a

old
new
other
worlds

planets
aliens
space
creatures

time
travel
prize
award

Hundreds Chart Mystery Picture

1	2	3	4	5	6	7	8	9	10
11	12	13	14	15	16	17	18	19	20
21	22	23	24	25	26	27	28	29	30
31	32	33	34	35	36	37	38	39	40
41	42	43	44	45	46	47	48	49	50
51	52	53	54	55	56	57	58	59	60
61	62	63	64	65	66	67	68	69	70
71	72	73	74	75	76	77	78	79	80
81	82	83	84	85	86	87	88	89	90
91	92	93	94	95	96	97	98	99	100

Red: 5, 16, 24, 25, 33, 37, 44, 48, 56, 83

Brown: 65, 66, 75, 76, 85, 86, 95, 96

Yellow: 15, 17, 23, 27, 32, 35, 38, 43, 46, 55, 71, 88

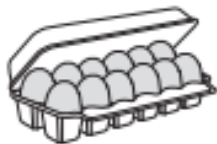
Green: 72, 73, 74, 77, 78, 80, 81, 82, 84, 87, 89, 90, 91,
92, 93, 94, 97, 98, 99, 100

Orange: 6, 14, 26, 28, 34, 36, 39, 45, 47, 54, 57, 79

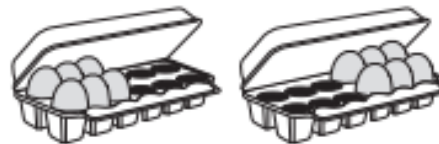
Blue: 1, 2, 3, 4, 7, 8, 9, 10, 11, 12, 13, 18, 19, 20, 21, 22, 29,
30, 31, 40, 41, 42, 49, 50, 51, 52, 53, 58, 59, 60, 61, 62,
63, 64, 67, 68, 69, 70

Fractions – parts and wholes


This a whole carton of eggs.






It is now broken into parts.

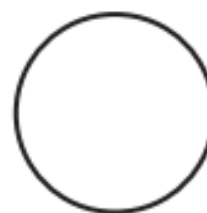



Are the parts **equal** or **the same**? Yes, they are the same.

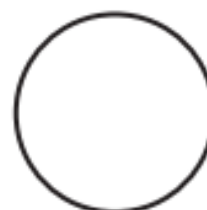

- 1  Colour the wholes that have been broken into equal parts.
This means the parts are the same.



- 2   Draw lines to split these shapes into 2 equal parts.
This means the parts are the same.



Now draw lines to split the shapes so the 2 parts are **not** the same.



Compare your splits with a partners'. Are they the same? If not, can you both be right?

This week we will be reading a book together in our afternoon Zoom meeting. It is called Animal Seasons. We will talk about how animals do different things when the seasons change.

Afterwards you will make your own animal book. You will need colour pencils, scissors, and someone to help you with the folding.

Instructions


Instructions

1. Start by folding along all of the lines on the A3 template, or a sheet of paper of your choice, and follow the fold pattern. Press each fold down flat with a ruler or your fingernail.
2. Fold the sheet in half widthways and then cut along the solid line to the centre. Open the paper out and you should see that you have cut along the whole length of the solid line.
3. Now fold the paper in half lengthways so that you see a diamond shaped hole from above.
4. Push the opposite corners of the diamond shaped hole together to form the pages of your book.
5. Fold and flatten your book. Use any way you wish!

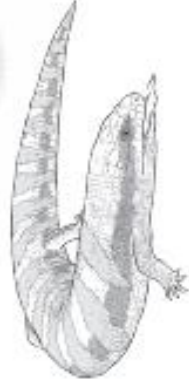
Key

- Cutting Line
..... Mountain Fold
----- Valley Fold





Some animals will...



try to keep

warm.

Some animals will...



try to keep

cool.

Changing weather can
affect animals.

Some animals will...




find **shelter.**

The **weather** can change.



It can be sunny,
rainy, windy, stormy
and even snowy.



Some animals will...



migrate.

Some animals will...



hibernate.


Some animals will...



change how much they
eat and drink.

Some animals have
more or less **babies.**

Animals and the Weather



twinkl
www.twinkl.co.uk



TUESDAY -English

Spelling

- Sound of the week “u, b, l, i, ng, ck” revision.
- Watch the following video to practice your sounds.
<https://www.youtube.com/embed/yM3dMF-Bxuk>
- Complete the ‘ng’ worksheet.
- Complete the king craft.

Reading and Writing

- **Sentence of the Day – write a sentence about a king.**
- Our book of the day is “How to Make A Bird” by Meg McKinlay. You can find the story on Storybox Library.
- Complete the chart that compares the outside of the girl’s house with the inside of her house.
- Make your own bird. Follow the instructions on how to make your own bird.
- Find your favourite book and draw a picture of it in the box on the flag. Draw a picture of yourself under the box. Cut it out and glue it into your workbook.

*Scan your QR Code
to view the story.*



TUESDAY - Mathematics

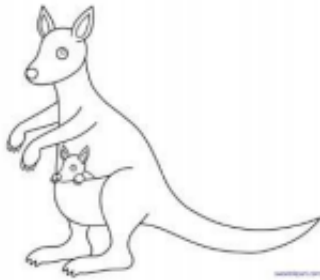
- Complete the colour by number 100s chart. Colour each number the correct colour to reveal the mystery picture.
- Complete the fraction worksheet on halves.
- Spend some time on Mathletics completing the assigned activities for this week.

TUESDAY – Art

- Complete the art activity from Mrs Plasto.

Your job for today: circle the focus digraph "ng" in each word. ONLY colour the pictures that have the "ng" digraph in its name. Remember - "th" can be in the middle or at the end of the word!

kangaroo



fox



sing



ring



king




frog



bucket



ship



rectangle




Cut and Paste
KING CRAFT





SENTENCE OF THE DAY

☐

Capital letter

ABC

☐

End punctuation

.,?!

☐

Spaces between words

☐

Describing word



T-CHART

NAME _____



List all the things inside
the girl's house.

List all the things
outside the girl's house.

Listen to the story 'How to make a bird' by Meg McKinlay on Storybbox Library Username: tnp Password: tnp

<https://www.storybboxlibrary.com.au/stories/how-to-make-a-bird>

Scan your QR Code
to view the story.



Make your own flying bird.

Imagine you are looking down at a flying bird from above (birds-eye view). Think about the type of bird that you'd like to create. It can be an imaginary bird or based on a type that you are familiar with. For example, a parrot, magpie, sea gull etc

Use your imagination to add colour and details to your bird template using coloured pencils, markers and maybe some light materials to stick on, such as glitter and sequins.

Make a crease down the centre of your bird and then carefully add a fold at the top of each wing and press them flat so they lie outstretched (instead of pointing downwards).

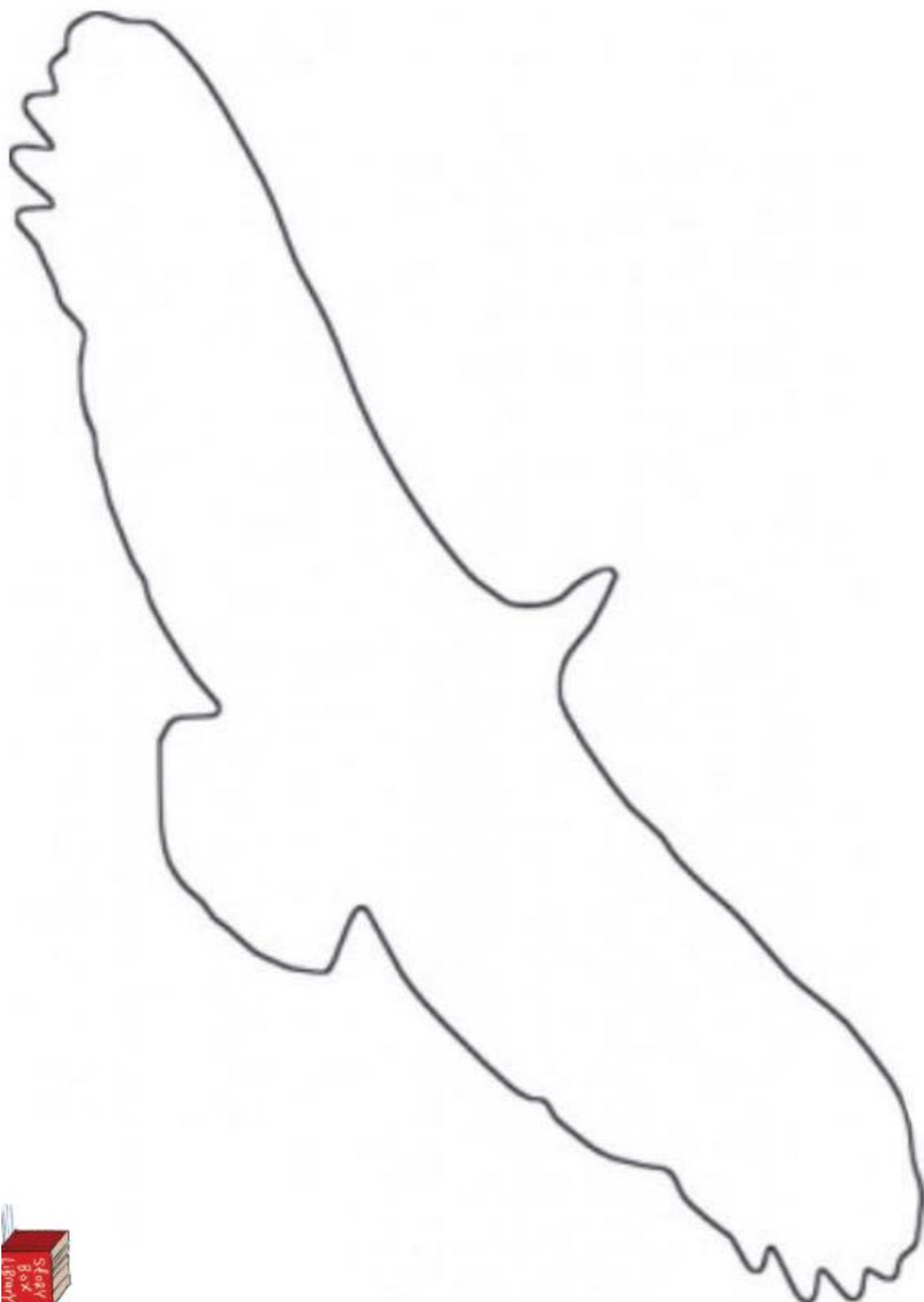
Cut around the outline of your bird, so that you are left with a bird shape and attach a string to the top of it with tape.


You can hang your bird, or watch it flap its wings when you bob it up and down with by the string.

Challenge

Instead of using the template of the bird you may like to draw your own outline of a bird.





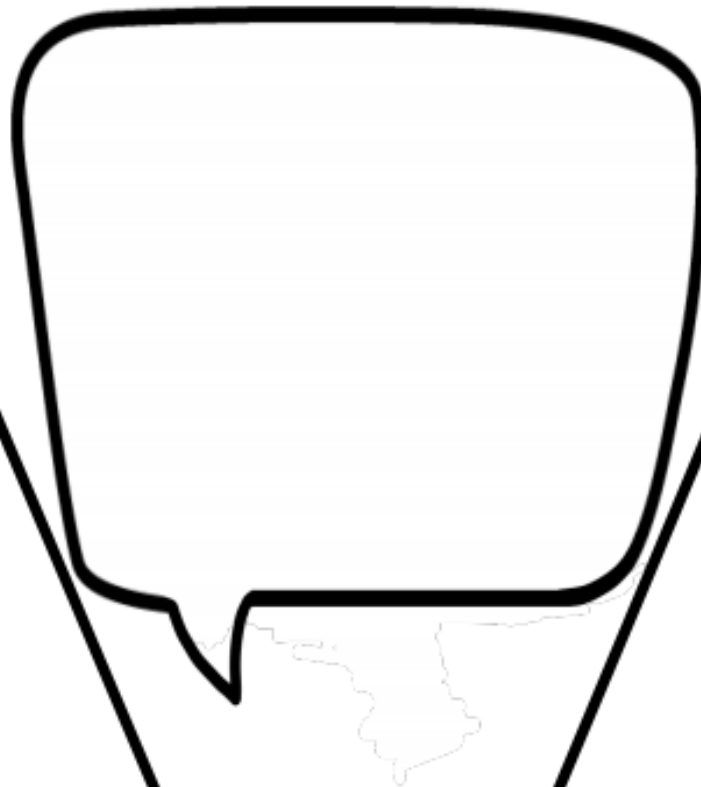



Optional tab for ease of hanging on string

BOOK WEEK

My favourite book

top teacher®





Hundreds Chart Mystery Picture

1	2	3	4	5	6	7	8	9	10
11	12	13	14	15	16	17	18	19	20
21	22	23	24	25	26	27	28	29	30
31	32	33	34	35	36	37	38	39	40
41	42	43	44	45	46	47	48	49	50
51	52	53	54	55	56	57	58	59	60
61	62	63	64	65	66	67	68	69	70
71	72	73	74	75	76	77	78	79	80
81	82	83	84	85	86	87	88	89	90
91	92	93	94	95	96	97	98	99	100

Yellow: 8, 9, 10, 19, 20

Orange: 71, 72, 78, 81, 82, 84, 85, 87, 88, 91, 92, 95, 98, 99, 100

Blue: 1, 4, 5, 6, 7, 15, 16, 17, 18, 21, 23, 24, 25, 26, 27, 28, 29, 30, 31, 32, 33, 37, 38, 39, 40, 41, 42, 49, 50, 59, 60

Green: 44, 45, 46, 53, 54, 55, 56, 57, 58, 61, 62, 63, 64, 65, 66, 67, 68, 69, 70, 73, 74, 75, 76, 77, 79, 80, 83, 86, 89, 90, 93, 94, 96, 97

Red triangle (pointing upwards): 34, 35, 36, 43, 47, 48, 51, 52

Colour blue around the triangles. Add an eye and a mouth to the picture.

Fractions – halves

When we divide a whole into 2 equal parts, we call each part a **half**.

This is one whole apple.





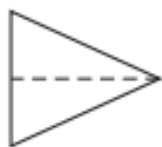
whole


The apple is now cut into halves.



half half

- 1  Colour 1 half of each shape.



- 2  Tick the shapes that have 1 half shaded. Remember, halves must be **equal** or the **same**.



Animal Leaf Painting lesson

What you will need

- Leaves
- Paper
- Textas/poscas

When you go on your walk or to the park collect a variety of interesting leaves. When you come home arrange these leaves from smallest to largest and see what animals you can create. You can also draw designs on these leaves. Have a look at the examples below.



Today we are celebrating 100 days of school!!!
Come to our afternoon Zoom session dressed as a 100-year-old!

WEDNESDAY -English

Spelling

- Using the letters in the words 'one hundred' how many smaller words can you make? Write them down on the worksheet.
- How many times can you write your name in 100 seconds?

Reading and Writing

- **Sentence of the Day – write a sentence about being 100 years old.**
- Draw a picture of what you look like today and what you will look like when you are 100.
- Answer the questions on the 100 days of school worksheet.
- During our Zoom we will be making a crown for our 100 days of school. This is on cardboard at the end of the pack. Please wait and make it with the class during the morning Zoom!

WEDNESDAY - Mathematics

- Complete the colour by number 100s chart. Colour each number the correct colour to reveal the mystery picture.
- Complete the activity on flipping a coin 100 times.
- Play the race to 100 game.

WEDNESDAY –

- Complete the 100 days fitness fun challenge.

What words can you make using the letters...

ONE HUNDRED

1



11

2

12

3

13

4



14

5

15

6

16

7



17

8

18

9




19

10

20

How many times can you
write your name in 100 seconds?

SENTENCE OF THE DAY

☐

Capital letter

ABC

☐

End punctuation

! ? .

☐

Spaces between words

☐

Describing word



This is me
TODAY

This is me when I am
100 YEARS OLD



100 DAYS of school!



I wish I had 100 _____

If I had \$100 I would _____

When I am 100 I will _____

I would eat 100 _____

I can do 100 _____

I can make 100 _____

Hundreds Chart Mystery Picture

1	2	3	4	5	6	7	8	9	10
11	12	13	14	15	16	17	18	19	20
21	22	23	24	25	26	27	28	29	30
31	32	33	34	35	36	37	38	39	40
41	42	43	44	45	46	47	48	49	50
51	52	53	54	55	56	57	58	59	60
61	62	63	64	65	66	67	68	69	70
71	72	73	74	75	76	77	78	79	80
81	82	83	84	85	86	87	88	89	90
91	92	93	94	95	96	97	98	99	100

Orange: 53, 54, 55, 56, 57, 58, 64, 65, 66, 67, 75, 76

Green: 1, 2, 3, 8, 9, 10, 11, 12, 19, 20, 21, 30, 62, 63, 68, 69, 71, 72, 73, 78, 79, 80, 81, 82, 89, 90, 91, 100

Blue: 74, 77, 83, 88, 92, 93, 98, 99

Yellow: 4, 5, 6, 7, 13, 14, 15, 16, 17, 18, 22, 29, 31, 32, 39, 40, 41, 42, 49, 50, 51, 52, 59, 60, 61, 70

Red: 84, 85, 86, 87, 94, 95, 96, 97

Black: 23, 24, 25, 26, 27, 28, 33, 35, 36, 38, 43, 44, 45, 46, 47, 48

Black circle: 34, 37

Add a smile to the picture.

I Can Flip a Coin 100 Times

Colour blue for heads and red for tails

Tally how many of each are flipped.

H	
T	



Race to 100



Player 1 estimates it will take
_____ many rolls to get to 100.

Player 2 estimates it will take
_____ many rolls to get to 100.

It actually took _____ rolls to
get to 100.

The first player to 100 was

1	2	3	4	5	6	7	8	9	10
11	12	13	14	15	16	17	18	19	20
21	22	23	24	25	26	27	28	29	30
31	32	33	34	35	36	37	38	39	40
41	42	43	44	45	46	47	48	49	50
51	52	53	54	55	56	57	58	59	60
61	62	63	64	65	66	67	68	69	70
71	72	73	74	75	76	77	78	79	80
81	82	83	84	85	86	87	88	89	90
91	92	93	94	95	96	97	98	99	100





100 Days Fitness Fun



Tick each exercise off as you complete it.

	10 star jumps
	10 stretches
	10 toe touches
	10 lunges
	10 push ups
	10 hops
	10 knee lifts
	10 arm circles
	10 squats
	10 of your favourite dance moves

THURSDAY -English

Spelling

- Sound of the week “u, b, l, i, ng, ck” revision.
- Watch the following video to practice your sounds.
<https://www.youtube.com/embed/yM3dMF-Bxuk>
- Make the word slider for ‘ck’ words. Can you use any of these words in sentences? Write them in your workbook.
- Complete the rocket craft and glue it into your workbook.

Reading and Writing

- **Sentence of the Day – write a sentence about a rocket.**
- Today you are writing your own story. It starts like this...
It was midnight, I looked out my window and saw a strange green light.
Complete the story in your workbook. Remember capital letters and full stops. Use some adjectives to make your story more interesting.
- Design a new book cover for one of your favourite books.

THURSDAY - Mathematics

- Complete the colour by number 100s chart. Colour each number the correct colour to reveal the mystery picture.
- Complete the worksheets on length – the language of size.
- Spend some time on Mathletics completing the assigned activities for this week.

THURSDAY – PDHPE

- Complete the PDHPE activity from Mrs Deck.

ck

ack

pa

bla

sa

ra

sna

sta

tra

eck

che

de

spe

ne

pe

wre

be

ick

li

bri


tri

fli

si

ti

qui



ock

clo

sho

kno

lo

blo

do

flo

ro

uck

tu

mu

st

lu

bu

tru

du

su

Mix

so

cli

fro

pri

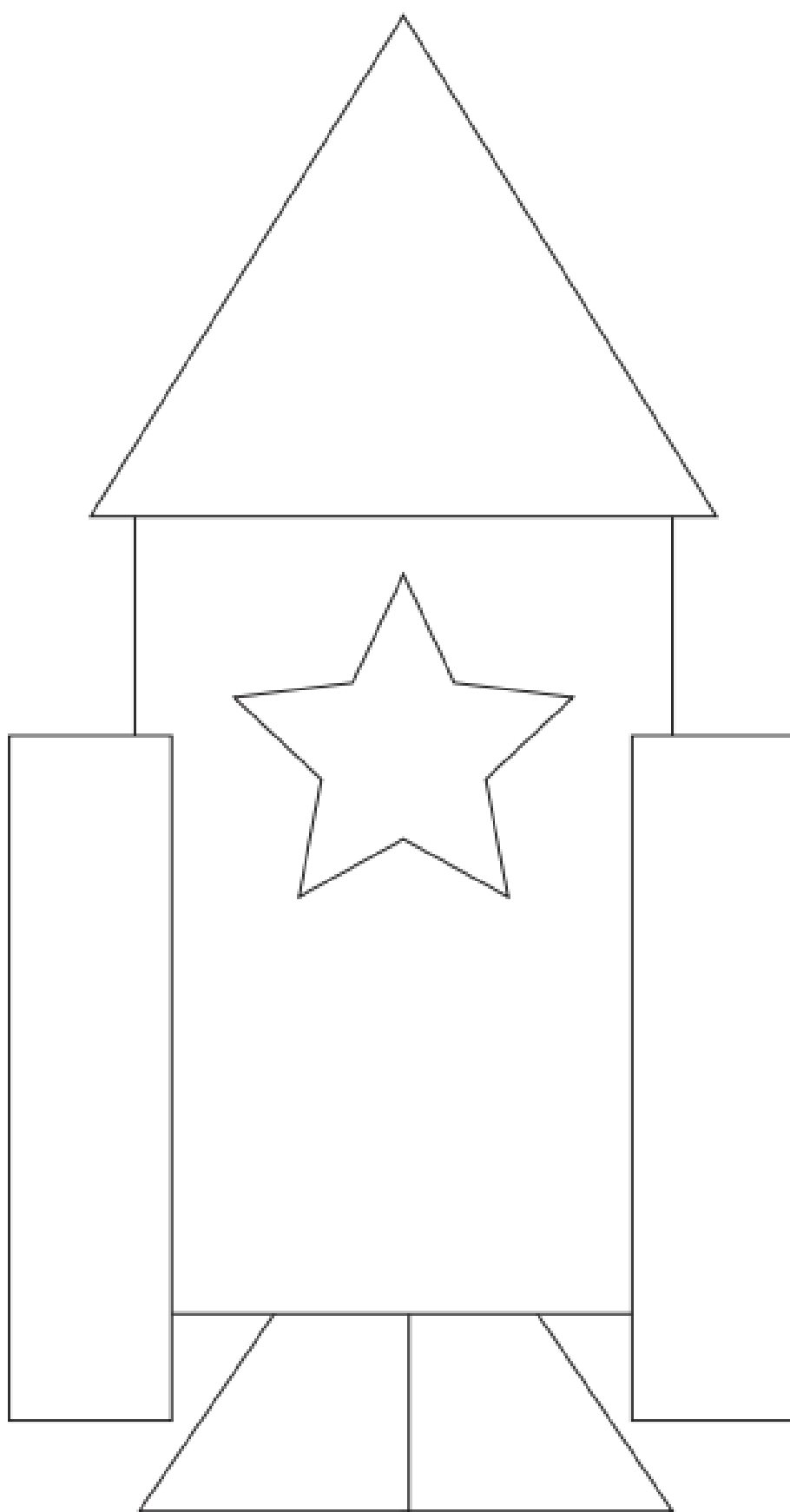
do

plu

tra

to









Cut out the following shapes and use them to make the rocket on the previous page.





SENTENCE OF THE DAY

☐

Capital letter

ABC

☐

End punctuation

.,?!

☐

Spaces between words

☐

Describing word



Story Writing

Today you are writing your own story in your workbook.

It starts like this— ...

It was midnight, I looked out my window and saw
a strange green light.

Here are some ideas to think about when you are
writing your story.

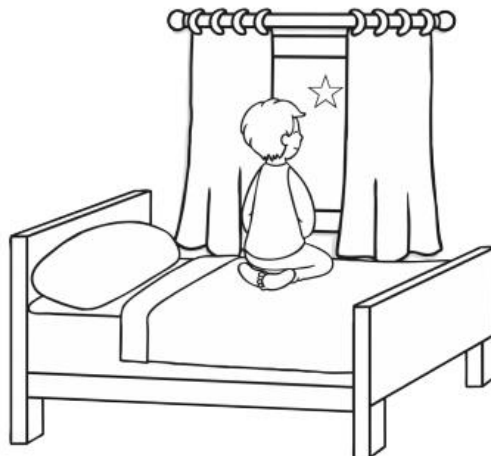
What did you see?

Did you meet anyone?

What happened?

Don't forget to use capital letters and full stops.
Remember to use some good describing words.

It was midnight, I looked out of my window and saw a strange
green light..




BOOK
WEEK
2021

Old worlds, New worlds, Other worlds

Design a Cover

Design a new front cover for one of your favourite books.

Remember to include the main ideas, events and/or
characters on the cover.



Hundreds Chart Mystery Picture


1	2	3	4	5	6	7	8	9	10
11	12	13	14	15	16	17	18	19	20
21	22	23	24	25	26	27	28	29	30
31	32	33	34	35	36	37	38	39	40
41	42	43	44	45	46	47	48	49	50
51	52	53	54	55	56	57	58	59	60
61	62	63	64	65	66	67	68	69	70
71	72	73	74	75	76	77	78	79	80
81	82	83	84	85	86	87	88	89	90
91	92	93	94	95	96	97	98	99	100

Black: 44, 47

Green: 1, 2, 3, 4, 5, 6, 7, 8, 9, 10, 11, 12, 19, 20, 21,
30, 31, 40, 41, 50, 51, 60, 61, 70, 71, 80, 81, 84, 87,
90, 91, 94, 97, 100

Pink: 13, 14, 15, 16, 17, 18, 22, 23, 24, 25, 26, 27, 28,
29, 32, 35, 36, 39, 42, 45, 46, 49, 52, 53, 54, 55,
56, 57, 58, 59, 62, 63, 64, 65, 66, 67, 68, 69, 72,
73, 74, 75, 76, 77, 78, 79, 82, 83, 85, 86, 88, 89,
92, 93, 95, 96, 98, 99

Length – language of size

- 1  What are some words we use to describe **size**? Draw or write some more.

big thin

-
- 2  Draw pictures to match.

Big dog **small** dog.

Wide ribbon ... **narrow** ribbon.

Short tree **tall** tree.

Tiny frog **enormous** frog!

Length – language of size

thick



thin





wide



narrow





Sometimes we use the words **wide** and **narrow** to talk about how **thick** or **thin** something is.

- 1   Use your hands or arms to measure and find the **thickest** and **thinnest** tree at your school. Draw them.

thickest tree

thinnest tree

- 2  How did you work this out?



Lesson 7 – Tram & Train Safety

This week students will be learning the key safety message:

- Always hold a grown-up's hand when getting on and off trams or trains, crossing the road or tracks.

Activity 1 - Look at the pictures below and discuss the questions with your parent/caregiver or teacher.

1. How do you keep safe when getting on to the tram or train?
2. What should you do to keep safe when stepping on to the tram or train?
3. When you're travelling inside the tram or train, what is the safest thing to do?
4. Why is it important to stay sitting when on a tram or train?
5. How do you safely get off a tram or train?





Activity 2 – What am I?

Cut out the following pictures and words around the dotted lines and paste onto the correct description on the next page.



bus

ferry

train

tram



Stick them onto here.

I am a boat. I move people across water.	Paste picture here	What am I?
I am long. I travel on a railway track.	Paste picture here	What am I?
I travel on the road. I can carry lots of passengers.	Paste picture here	What am I?
I am quiet. I travel on the tram tracks.	Paste picture here	What am I?

Activity 3 – PE Activity Using different throws

How can we solve problems when moving?

What you will need:

- Help from a parent
- A soft object to throw (for example, soft ball, pair of socks, soft toy, crumpled-up paper)
- An object or landmark to create a target for the object to hit (for example, bucket, a long piece of string laid in a circle, an 'X' formed by two pieces of tape/material, a t-shirt laid on the ground, a chair/bench, a wall, a tree)

Tasks

1. Throw your object and attempt to hit the target in as few throws as possible. You can have up to 5 attempts using each type of throw.
2. Put a tick for a successful hit of the target or a cross for unsuccessful hit of the target in the table below.

Type of throw	Attempt 1	Attempt 2	Attempt 3	Attempt 4	Attempt 5
Overarm throw					
One handed underarm throw					
Two handed underarm throw					

Discuss the following reflective questions with your teacher or parent/caregiver.

- What type of throw was successful? Why?
- What type of throw was unsuccessful? Why?
- Describe how you moved your body with each type of throw you used.

Activity 4 – Click on the you tube link below to see Mrs Deck and Lara doing a workout.

<https://youtu.be/0kesbwHurMo>

You will need:

- a safe space to exercise
- your favourite soft teddy bear or soft toy
- suitable shoes to exercise in
- a drink bottle



FRIDAY -English

Spelling

- Sound of the week “u, b, l, i, ng, ck” revision.
- Watch the following video to practice your sounds.
<https://www.youtube.com/embed/yM3dMF-Bxuk>
- Complete the CVCC word detectives.
- Using a story that you have at home write down any words that have the sounds from this week in them. Write these into your workbook.
- Can you use any of the words in a sentence? Write it in your book and draw a picture to match.

Reading and Writing

- **Sentence of the Day – write a sentence about a picnic.**
- Listen to the story ‘Ten Tiny Things’ on Story Box library. List all the adjectives you can hear in the story.

FRIDAY - Mathematics

- Complete the colour by number 100s chart. Colour each number the correct colour to reveal the mystery picture.
- Go outside or for a walk and find things of different lengths. Can you find things bigger than your foot and smaller than your foot?
Record them in the table.
- Spend some time on Mathletics completing the assigned activities for this week.

FRIDAY – Music

- Complete the music activity from Mr Cronin.

Read each word then find
the matching picture.

cold



sink



clam



bank



crab



drum



pond



twig




flag



twin



CCVC + CVCC DETECTIVES Read and Find



SENTENCE OF THE DAY

☐

Capital letter

ABC

☐

End punctuation

.,!?

☐

Spaces between words


☐

Describing word



Listen to the story 'Ten Tiny Things' By Meg McKinlay
on StoryBox Library

<https://www.storyboxlibrary.com.au/stories/ten-tiny-things>

Username: tpns Password: tpns

Scan your QR Code
to view the story.



Make a list of the adjectives used in the story to describe
the items that Tessa and Zachary found on their walk to
school (e.g., sparkly, smooth, blue, hidden etc).

Remember an adjective is a describing word.

ADJECTIVES



Hundreds Chart Mystery Picture

1	2	3	4	5	6	7	8	9	10
11	12	13	14	15	16	17	18	19	20
21	22	23	24	25	26	27	28	29	30
31	32	33	34	35	36	37	38	39	40
41	42	43	44	45	46	47	48	49	50
51	52	53	54	55	56	57	58	59	60
61	62	63	64	65	66	67	68	69	70
71	72	73	74	75	76	77	78	79	80
81	82	83	84	85	86	87	88	89	90
91	92	93	94	95	96	97	98	99	100

Yellow: 4 (triangle pointing upwards), 14, 24, 34, 42, 43, 44, 45, 46, 47, 48, 49, 52, 53, 54, 55, 56, 57, 58, 59, 63, 64, 65, 66, 67, 68, 74, 75, 76, 77, 85, 86

Purple: 7 (triangle pointing upwards), 17, 27, 37

Blue: 6 (triangle pointing upwards), 16, 26, 36

Black: 9 (triangle pointing upwards), 19, 29, 39

Red: 2 (triangle pointing upwards), 12, 22, 32

Green: 5 (triangle pointing upwards), 15, 25, 35, 62, 69, 72, 73, 78, 79, 82, 83, 84, 87, 88, 89, 92, 93, 94, 95, 96, 97, 98, 99

Orange: 3 (triangle pointing upwards), 13, 23, 33

Brown: 8 (triangle pointing upwards), 18, 28, 38

Length

Things I found bigger than my foot	Things I found smaller than my foot



Beat Buddies Ice Cream Adventure – Steady Beat Play Along

Warm-up: Listen to the music and keep the beat using different parts of your body

https://www.youtube.com/embed/H4XeUqz_zik



Singing: Home Among the Gum Trees

Listen and do the actions with Mrs Cronin. See if you can sing along with the chorus.

<https://www.youtube.com/watch?v=Mfd6tyCZCPM>



George Meets the Orchestra

Have an adventure with George as he meets members of The Sydney Youth Orchestra.

<https://www.youtube.com/embed/M0Jc4sP0BEE>



Revision from last week.

Wombat Wobble

<https://www.youtube.com/embed/D3jllzkr0s>



The Flower Song: So-Mi and Rhythm Follow Along

<https://www.youtube.com/embed/DDGoMMczrmQ>



The Gum Tree Family:

<https://www.youtube.com/embed/RFQwM8WkUnE>



As you listen and watch try to sing along with the words “part of the gumtree family.”

Have Fun 😊