

NAME: _____



Learning from Home

Unit: 7 Stage 1

Year 1 and Year 2



Term 3 Week 7 2021

Websites for Learning

- TNPS school website: <https://turramurrn-p.schools.nsw.gov.au> For our Learning From Home Packages
- Department of Education *Learning from Home*: <https://education.nsw.gov.au/teaching-and-learning/curriculum/learning-from-home>

Should you need to contact your child's teacher please use the following emails:

1W Marianne Galluzzo	marianne.galluzzo@det.nsw.edu.au
1F Nicole Fagan	nicole.fagan3@det.nsw.edu.au
2M Mary Muldrew	mary.barr2@det.nsw.edu.au
2R Alex Atterton	alexandra.redford1@det.nsw.edu.au

BOOK WEEK

- [Book Week Official Webpage https://www.cbca.org.au/cbca-book-week](https://www.cbca.org.au/cbca-book-week)
- Get excited for book week <https://storyboxlibrary.com.au/blog/get-excited-for-cbca-book-week-2021>
- <https://www.penguin.com.au/books/lists/book-week-2021>
- The State Library <https://www.sl.nsw.gov.au/learning/kids-and-families>
- Ku-ring-gai Library - online reader platform for ebooks <https://www.krg.nsw.gov.au/Community/Ku-ring-gai-Library>

ENGLISH

- Story Box Library (username: tnps and password: tnps) www.storyboxlibrary.com.au
- Storyline Online <https://www.storylineonline.net/> - videos featuring celebrated actors reading children's books
- The Literacy Shed <https://www.literacyshed.com/>
- Dance Mat Typing www.dancemattypingguide.com – Typing training with levels for children

MATHEMATICS

- Mathletics <https://www.mathletics.com/au/>
- ABC Splash Mathematics activities for K-10 <https://education.abc.net.au/home#!/resources/-/mathematics>
- Base Ten Blocks <https://www.coolmath4kids.com/manipulatives/base-ten-blocks>
- Place Value Review <https://www.coolmath4kids.com/math-help/addition/place-value-review>
- Mathematics activities for K-10 <https://nrich.maths.org/> with a focus on developing mathematical thinking and problem-solving skills
- <https://education.nsw.gov.au/campaigns/mathematics/everyday-maths> Fun, creative and practical activities to develop everyday Maths skills

SCIENCE AND TECHNOLOGY

- Cornflour Slime Experiment <https://www.questacon.edu.au/outreach/programs/science-circus/videos/cornflour-slime>
- ABC Education- Pushing and Pulling Game <https://www.scottle.edu.au/ec/viewing/L700/index.html>
- Coding Activities for Kids <https://code.org/>
- <https://thekidshouldseethis.com/> for Years 2-10. A collection of 4,300+ kid-friendly videos
- NASA Kids Club: <https://www.nasa.gov/kidsclub/index.html>
- Science for kids has some great experiments you could try at home. <http://www.sciencekids.co.nz/>

HSIE – HISTORY AND GEOGRAPHY

- National Geographic Kids <https://www.natgeokids.com/au/category/kids-club/>
- ABC Education- Garden Detective Game <https://www.scottle.edu.au/ec/viewing/L1118/L1118/index.html>

CREATIVE ARTS

- Dance exploration <https://www.gonoodle.com/>
- Drama Activities <https://www.teachstarter.com/au/blog/drama-games-lesson-ideas-activities-for-kids-k-3/>
- [Art Hub for Kids](https://www.artforkidshub.com/) has some great directed drawing videos. <https://www.artforkidshub.com/>
- [Just Dance](https://www.youtube.com/channel/UCIjW4BWKLqpojTrS_tX0mg) has great videos that children can copy and move and groove to. Great opportunity for parents to join in. https://www.youtube.com/channel/UCIjW4BWKLqpojTrS_tX0mg

PERSONAL DEVELOPMENT / HEALTH / PHYSICAL EDUCATION

- [000 Hero http://kids.triplezero.gov.au/](http://kids.triplezero.gov.au/) for K-2 children. An interactive game that promotes safety messages and how to act in an emergency.
- Cosmic Yoga has great creative yoga videos that are easy for children to follow. <https://www.youtube.com/user/CosmicKidsYoga>



1F Zoom Classes for BOOK WEEK WEEK 7 TERM 3 2021

PLEASE NOTE THE CHANGE FOR MONDAY, 23 August only

- Students will participate in a Book Week livestream. No other Zoom classes will occur on Monday, 23 August.
- Regular morning and afternoon Zoom classes will recommence on Tuesday, 24 August.

<div>1F</div> <div>Monday</div> <div>23/8/21</div>	<div>BOOK WEEK LIVESTREAM:</div> <div>Bigger, Brighter, Better</div> <div>9.20am – 9.55am</div> <div>BEFORE the Livestream, you might like to meet the actors at:</div> <div>https://vimeo.com/579385090</div> <div>You might like to take the dance tutorial at:</div> <div>https://vimeo.com/580985863</div>	<div>LOGON DETAILS:</div> <div><div><div>Go to the secure web portal</div><div>https://performlivestream.com/</div></div><div><div>On the homepage, enter the school password</div><div>fmE2ITu</div></div><div><div>Wait on the next screen and the school livestream event will start soon.</div></div></div> <div>Any issues, please call: 1300 652 470</div>								
<div>Tuesday 24/8/21</div> <div>Wednesday 25/8/21</div> <div>Thursday 26/8/21</div> <div>Friday 27/8/21</div>	<div>Zoom Meeting ID</div> <table><tr><th>Morning am</th><th>Afternoon pm</th></tr><tr><td>623 2288 0417</td><td>627 2697 8166</td></tr></table>	Morning am	Afternoon pm	623 2288 0417	627 2697 8166	<div>Zoom Meeting Password</div> <table><tr><th>Morning am</th><th>Afternoon pm</th></tr><tr><td>824878</td><td>085410</td></tr></table>	Morning am	Afternoon pm	824878	085410
Morning am	Afternoon pm									
623 2288 0417	627 2697 8166									
Morning am	Afternoon pm									
824878	085410									

Students are expected to attend both the morning and afternoon class on Tuesday to Friday this week. The video conference room is like a classroom, and the same school behaviour and discipline policies apply to this environment. Students need to access Zoom via <https://nsweducation.zoom.us/> and are required to use their **DoE student portal login** to gain access. **The DoE user ID and DoE password will be the same as last week.**

Tuesday 24/8/21, Wednesday 25/8/21, Thursday 26/8/21 and Friday 27/8/21

Time	Class
9.30am	KK & KW & 5T & 6B
10.30am	1F & 1W & 2M & 2R
11.30am	3R & 3H & 4H
12.15pm	KK & KW & 5T & 6B
1.30pm	1F & 1W & 2M & 2R
2.15pm	3R & 3H & 4H

Week 7 Term 3 – Learning from Home

Stage 1 Year 1 and 2

You may need help from a parent/carer and possibly resources from your teacher.

One activity has been selected for feedback. It is highlighted on the timetable.

	Monday	Tuesday	Wednesday	Thursday	Friday
Morning	BOOK WEEK LIVESTREAM: 9.20am – 9.55am Spelling Reading Writing	Spelling Reading Writing ZOOM 10:30am	Spelling Reading Writing ZOOM 10:30am	Spelling Reading Writing ZOOM 10:30am	Spelling Reading Writing ZOOM 10:30am
Break	Break	Break	Break	Break	Break
Middle	Mathematics	Mathematics	Mathematics	Mathematics	Mathematics
Break	Break	Break	Break	Break	Break
Afternoon	Science	ZOOM 1:30pm Art	ZOOM 1:30pm Wellbeing	ZOOM 1:30pm PDHPE	ZOOM 1:30pm Music

It's Book Week!

The theme for Book Week this year is
Old Worlds, New Worlds, Other Worlds.

You will get to have fun sharing in lots of reading activities and dressing up as a class. No need to organise a costume this year. Everything you need is in your pack!

On Monday, students will participate in a Book Week livestream at 9.20 – 9.55am.

On Wednesday we will put together our costumes on Zoom and on Friday we will wear them while we share in some fun activities!

The task is highlighted in green on the timetable is optional.

Book Week Old Worlds, New Worlds, Other Worlds



Book Week 2021 – Old Worlds, New Worlds, Other Worlds

OPTIONAL activities for families – try some of them or all of them! It's up to you.

Try Transfiguration!



Celebrate your favourite book character's costume. Get in costume: old or new, recycled... use what you have, it doesn't matter. Take a photo of yourself in your Book Week costume. Your family / pets might like to join in too. The only limit is your imagination!

Illustrate or construct a costume for a book character using any medium you like – cardboard, paper, textas, crayons, newspaper, foil, fabric, whatever! Take a photo to share.

Whacky, Wild or Whimsical?



Send in a whacky, wild or whimsical (but safe/COVID-safe) photo of where you / your family like to read. Examples could include reading sitting upside down on a lounge, reading while jumping on a trampoline, or a relaxing spot in a pile of soft toys! If you don't want to show your face – no problem, hide behind your book or take the photo of where you are reading from behind.

Bookface: How well can you match your face with a book? The goal is to make the transition between the book and yourself as seamless as possible. (Where you strategically line up your face alongside a book cover that features a matching body part, so it appears both the individual and book merges.) Take a photo.

Old Worlds, New Worlds, Other Worlds



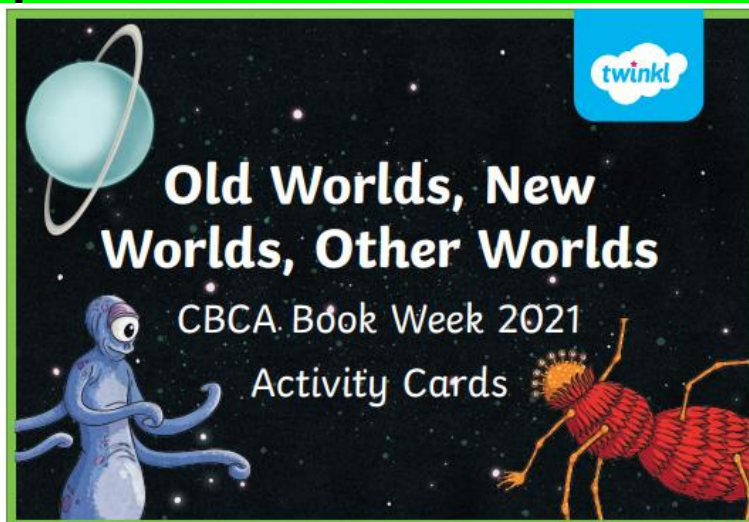
Use a bookshelf to construct a 'shellie' of your favourite book / character / author. Each member of your family could create a different 'shell'.

Alternatively, create a diorama of the 'world' in which your favourite book is set. Examples might include: The fictional world of Narnia or the land from *Where the Wild Things* is set.

Lots of Links: Think of all the books, old and new, you / your family have read. (You could put a time limit on this or choose a theme for the books you list.) Then, write the name of each book on a strip of paper. Link the strips of paper together, paper chain style. Take a photo of yourself showing where you've displayed your lots of links.

We're looking forward to creating a TNPS Virtual Book Week presentation to share with all the photos sent in by Friday 27/8/21.
Email them to: turrumurrn-p.school@det.nsw.edu.au Mention your name and sports house to earn house points!

Optional Activities for this week!



Old Worlds, New Worlds, Other Worlds

Create and label a map for an imaginary world. It could be based on a world from a book you have read or one that you have made yourself.



Old Worlds, New Worlds, Other Worlds

If you could be a character in any book, who would you want to be and why?




Old Worlds, New Worlds, Other Worlds

Design a new front cover for your favourite book.



Old Worlds, New Worlds, Other Worlds

Write a blurb for your favourite book.



Old Worlds, New Worlds, Other Worlds

Research an Australian author or illustrator and write five interesting facts about them.



Old Worlds, New Worlds, Other Worlds

Imagine that you were lost on a planet millions of lightyears away from Earth. What do you think you would see? Write a description of this strange new world.



ROLL TO CREATE

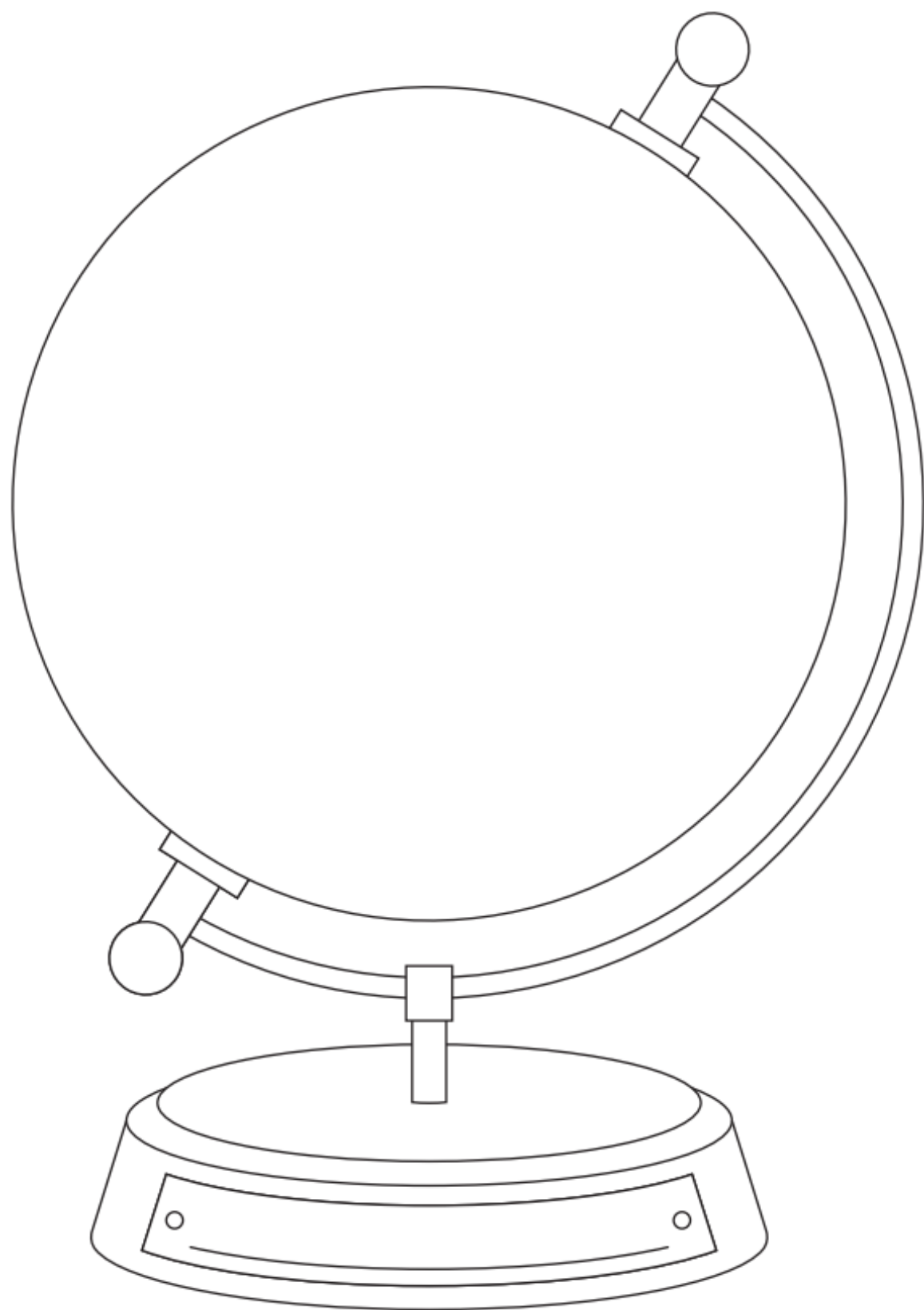


A NEW WORLD

1. Roll the dice and match the number rolled with a row on the chart.
2. See what type of 'space stuff' is on that row (in the '1st Roll' column).
3. Draw the 'space stuff' around the globe as a background.
4. Roll again, match the number rolled to a row on the chart and see what type of sky you will use to add additional detail to the background.
5. Continue to roll the dice and add features to your world. Use the images as a guide.
6. Decorate your world with colour and patterns.
7. Write the name of your new world on the base of the globe.

	1st Roll	2nd Roll	3rd Roll	4th Roll	5th Roll	6th Roll
	SPACE STUFF	SKY	SURFACE	LANDSCAPE	CIVILISATION	FLORA

MY WORLD



MONDAY - English

Spelling


- Ask a family member to pre-test you with the Week 7 spelling words. If a family member cannot help you, choose words that you find tricky to spell.

Year 1 students should choose **10** words from the spelling list to complete the daily activities.

Year 2 students should choose **12 – 15** words from the spelling list to complete the daily activities.

Year 1 Week 7 Spelling Words		
or ore a aw au		
horse core ball paw sauce		
Core	Extension	Theme
all	always	science
ball	bought	library
tall	brought	experiment
call	caught	explosion
or	draw	volcano
for	football	different
fork	horse	mould
cork	quarter	Demon
corn	sport	navigator
torn	storm	porcelain
horn	straw	anchor
more	talking	superior
saw	warm	interior
your	worn	corridor
four	you're	portrait
because	yourself	

Year 2 Week 7 Spelling Words		
or ore a aw au		
horse core ball paw sauce		
Core	Extension	Theme
for	almost	science
born	although	library
sort	August	experiment
horse	bought	explosion
forty	corner	volcano
more	daughter	different
saw	door	mould
paw	explore	Demon
draw	floor	navigator
straw	fortune	porcelain
your	naughty	anchor
four	north	superior
called	order	interior
small	poor	corridor
walk	reward	portrait
always	storm	
water	talk	
warm	thought	
because	towards	
caught	yourself	



Must do:

- Practise your spelling words each day.

Remember to look, say, cover, write, check and correct each word.

**Look****Say****Cover****Write****Check**

Monday	Tuesday	Wednesday	Thursday	Friday

Can do:

Alphabet Order

Write your words in alphabetical order.

after
again
baby
clean
laugh
myself

CBCA Book Week 2021

Old Worlds, New Worlds, Other Worlds

n o o l d e l x a z r t
f p l a n e t s a h p h
n r o x a w a r d t e a
e c o o t h e r c r o g
w b f u q m z v r a q t
g b y b s p a c e v v o
p f n f a y o t a e s w
r w o r l d s h t l v z
i l t i m e i y u b u r
z z d w y i d j r c n u
e c n c s l m q e j x r
d e r a l i e n s h o a

old
new
other
worlds

planets
aliens
space
creatures

time
travel
prize
award

Writing

Handwriting

- Today we will be practicing our letters that go above the lines:

l t f

- Watch the short videos and copy along.

l

www.youtube.com/embed/xLFm-Ko6eU8



t

www.youtube.com/embed/CsNcXWpO-30



f

www.youtube.com/embed/DbE4IKgQYh4



Handwriting Hints

Lean your head slightly forward.

Sit up straight and all the way back in your chair.

Hold your pencil correctly. Don't grip it too tightly!

Put both feet flat on the floor.



Teach Starter.com

Now, complete the worksheet by tracing and then copying it below.

l t f l t f l t f

late fell tell leaf fall

tall felt frost lift

L T F L T F L T F

Editing

Choose ONE of the editing activities to complete below.

Option A is easier

Option B is more challenging

Option A = Honey Bees

Find the mistakes in this text. You will need to:

- find and fix 3 spelling mistakes
- add 3 capital letters
- add 2 full stops, 1 question mark and 1 exclamation mark.

what animals have five eyes and six legs Honey bees Honey bees are insects. they moove pollen from flower to flower to help them grow Honey bees drinck nectar from the flowers. they turn this into honney

Write the text correctly on the lines below.

Option B = The Moon

Correct the text using editing marks. There are 15 errors to find.

the moon is a satellite of planet earth. A satellite is an object that orbits a planet the moon's path around Earth is a squashed circle shape called an ellipse?

the moon is made from rock It has mountains, craters, and flat areas of hardened lava on it's surface. Scientists beleive that moon was probably created around 4.5 billion years ago when a large object hit Earth. the impact blasted rocks out into space, witch eventually came together too orbit around Earth. They melted together cooled down and became the moon.

Editing Marks

Capital letter



End punctuation ○❗❓

Insert a word



Change to lower case / l.c.

Take something out



Check spelling




New paragraph




Write the text correctly on the lines below.

This image shows a blank sheet of white paper with horizontal ruling lines. The lines are evenly spaced and extend across the width of the page. There are no margins, text, or other markings on the paper.


Ladybird Halving to 20




Half of 10 is _____




Half of 12 is _____




Half of 14 is _____



Half of 16 is _____



Half of 18 is _____



Half of 20 is _____

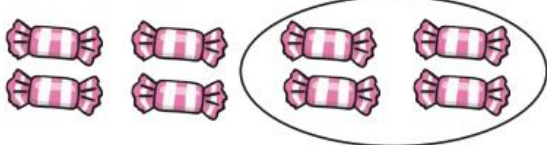
Introducing Fractions

Fractions of Amounts

Find half of these amounts. Use counters or buttons to help, or draw a circle around half to find the answer. The first one has been done for you.

half of is

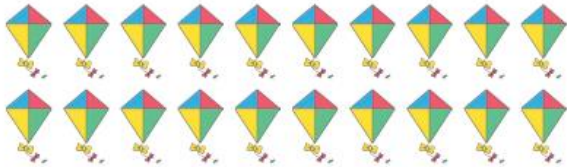
sweets



$\frac{1}{2}$ of =

half of is


kites



$\frac{1}{2}$ of =

half of is

cats




$\frac{1}{2}$ of =

Now try these:

Draw 12 stars then find half.

Draw 16 flowers then find half.


Number and Algebra - Can Do




Circle $\frac{1}{2}$ of the wombats.



Circle $\frac{1}{2}$ of the dampers.



Circle $\frac{1}{2}$ of the oranges.



Circle $\frac{1}{4}$ of the galahs.



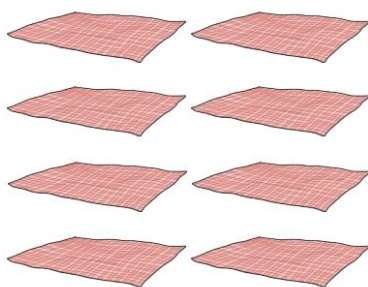
Circle $\frac{1}{4}$ of the lamingtons.



Circle $\frac{1}{4}$ of the long-necked turtles.



Circle $\frac{1}{8}$ of the sandwiches.



Circle $\frac{1}{8}$ of the picnic rugs.



Circle $\frac{1}{8}$ of the hopping mice.


MONDAY – Science

What are the Earth's resources?



Watch this video about Earth's natural resources

<https://www.youtube.com/embed/tCqj9jKQaSs>



Write down any of Earth's natural resources here:

4

We can sort the Earth's natural resources into groups.

Go on a treasure hunt around your home or at school to find and study some of the Earth's natural resources.



Draw and label a collage of the natural resources you found around your school.

Label the natural resources you see in the picture.

Draw and label other natural resources on or around the picture, then colour it in.

plants

animals

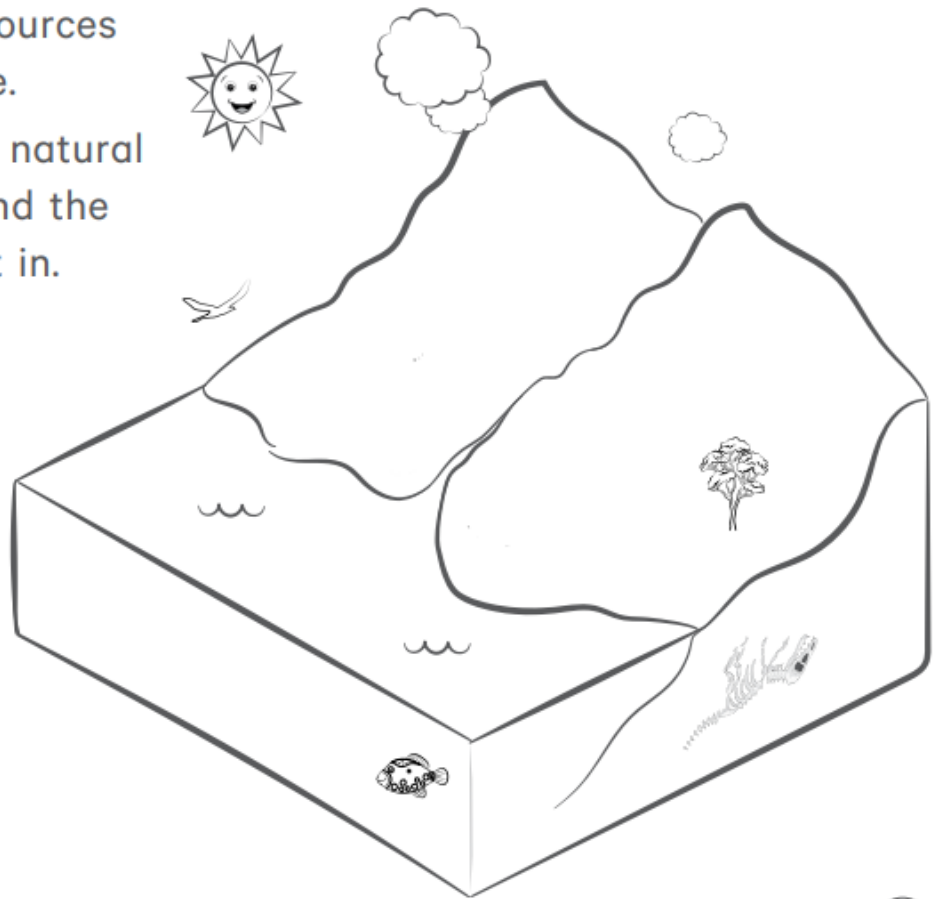
air

wind

rocks

soil

Sun



The Sun is another natural resource.

Why do we need the Sun?

Write and draw your reasons below.



TUESDAY - English

Spelling

Must do:

- Using the table in Monday's spelling, practise your spelling words.

Remember to look, say, cover, write, check and correct each word.



Look



Say



Cover



Write



Check

- Read the sentence below. Can you find the common sound?

Underline, circle or highlight the letter / letters that make the common sound.

There were four horses going for a walk and drinking from a straw because it was warm.



- The letters **or ore a aw au** all represent the same sound. Using the table below, brainstorm as many words that you can think of. **You may use the spelling lists to help you.**

or	horse,
ore	core,
a	ball,
aw	paw,
au	sauce,

Can Do:

Colour the letter or letters for  in the words in the box.
Finish the sentences with these words.

for ball
Four saw

We went _____ a walk.

We _____ a duck with a _____.

_____ horses were eating corn.

Circle the correct word for each clue.

the side of a room – call wall tall


a number – your four

part of your head – saw paw jaw

you put this in a bottle – cork fork pork

you eat this – torn horn corn

Reading



Listen to the story 'How to make a bird' by Meg McKinlay on Storybox Library

Username: tnps Password: tnps

<https://www.storyboxlibrary.com.au/stories/how-to-make-a-bird>

*Scan your QR Code
to view the story.*



Make your own flying bird

Imagine you are looking down at a flying bird from above (birds-eye view). Think about the type of bird that you'd like to create. It can be an imaginary bird or based on a type that you are familiar with. For example, a parrot, magpie, sea gull etc.

Use your imagination to add colour and details to your bird template using coloured pencils, markers and maybe some light materials to stick on, such as glitter and sequins.

Make a crease down the centre of your bird and then carefully add a fold at the top of each wing and press them flat so they lie outstretched (instead of pointing downwards).

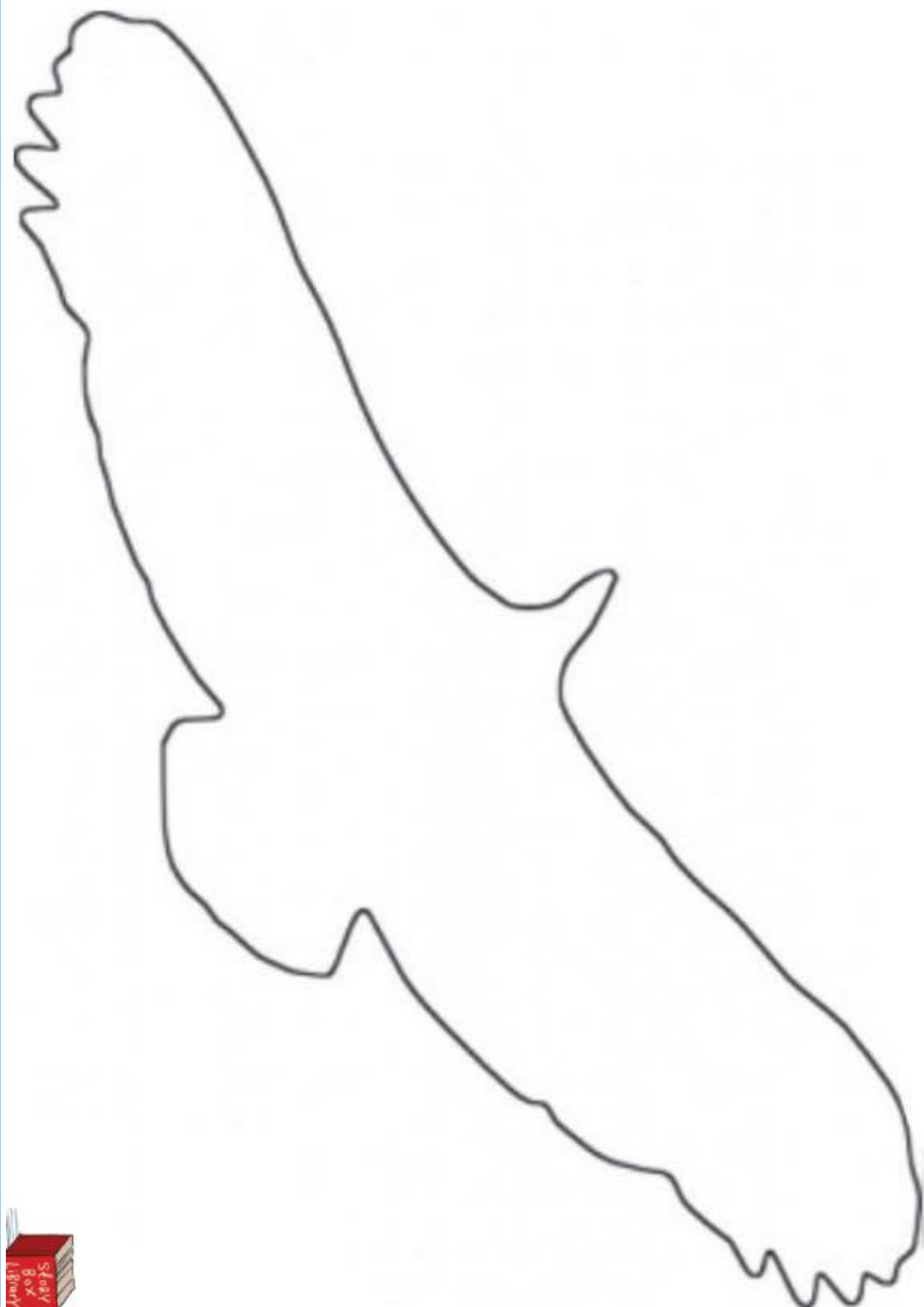
Cut around the outline of your bird, so that you are left with a bird shape and attach a string to the top of it with tape.

You can hang your bird, or watch it flap its wings when you bob it up and down with by the string.



Challenge
**Instead of using the
template of the bird,
you may like to draw
your own outline of a
bird.**




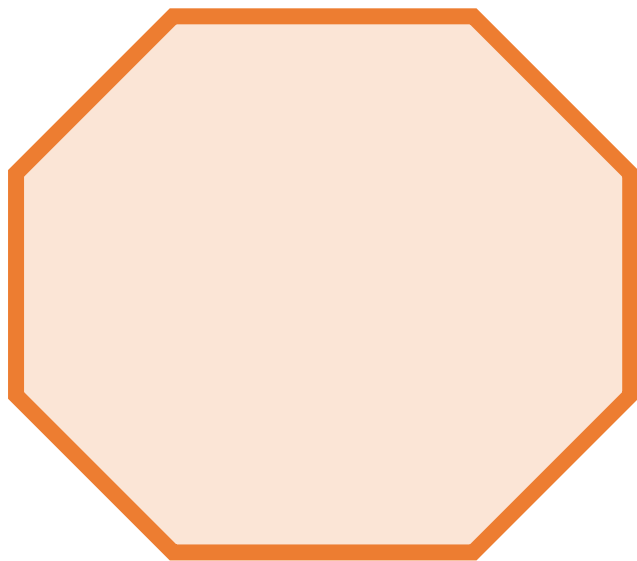





This page has been left intentionally blank

Can Do:

Create a profile for your bird, include such information as the type of bird, where it can be found, a description of its appearance and any other interesting facts.

MY BIRD FACT FILE

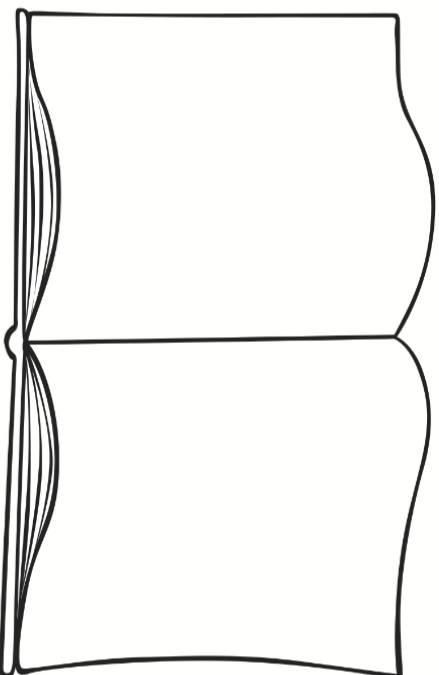


Book Week Top 5s

My top 5 favourite authors:

1. _____
2. _____
3. _____
4. _____
5. _____

My drawing of my favourite picture in a book:



My top 5 favourite illustrators:

1. _____
2. _____
3. _____
4. _____
5. _____

My top 5 favourite lines in a book:

1. _____
2. _____
3. _____
4. _____
5. _____

My top 5 favourite characters:

1. _____
2. _____
3. _____
4. _____
5. _____

My top 5 favourite books:

1. _____
2. _____
3. _____
4. _____
5. _____


TUESDAY - Mathematics

Minute Maths

Halving Challenge Cards

Match the number to its half like this:

$$8 \rightarrow 4$$




twinkl.co.uk

Halving Challenge Cards

Match the number to its half like this:

$$8 \rightarrow 4$$

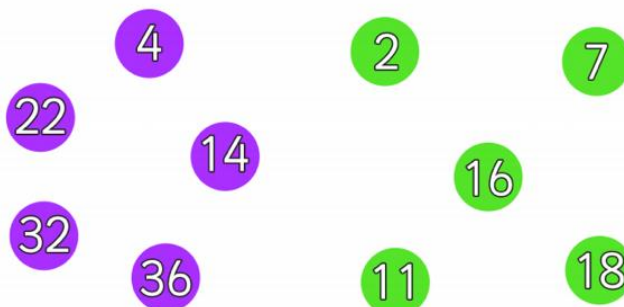


twinkl.co.uk

Halving Challenge Cards

Match the number to its half like this:


$$6 \rightarrow 3$$




twinkl.co.uk

Number and Algebra - Must Do


Level 1




Circle $\frac{1}{2}$ of the rings.



Circle $\frac{1}{2}$ of the sheep.




Circle $\frac{1}{2}$ of the beetles.




Circle $\frac{1}{2}$ of the dogs.

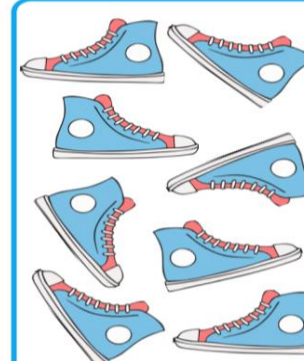
Level 2




Circle $\frac{1}{4}$ of the cats.



Circle $\frac{1}{4}$ of the cars.



Circle $\frac{1}{8}$ of the shoes



Circle $\frac{1}{8}$ of the rings

Challenge: Draw a picture to show your answer:

1. How much is 3 quarters of 12 (work out what 1 quarter is first)?

2. Draw 16 buttons. Circle 7 eights of them (work out what 1 eighth is first).

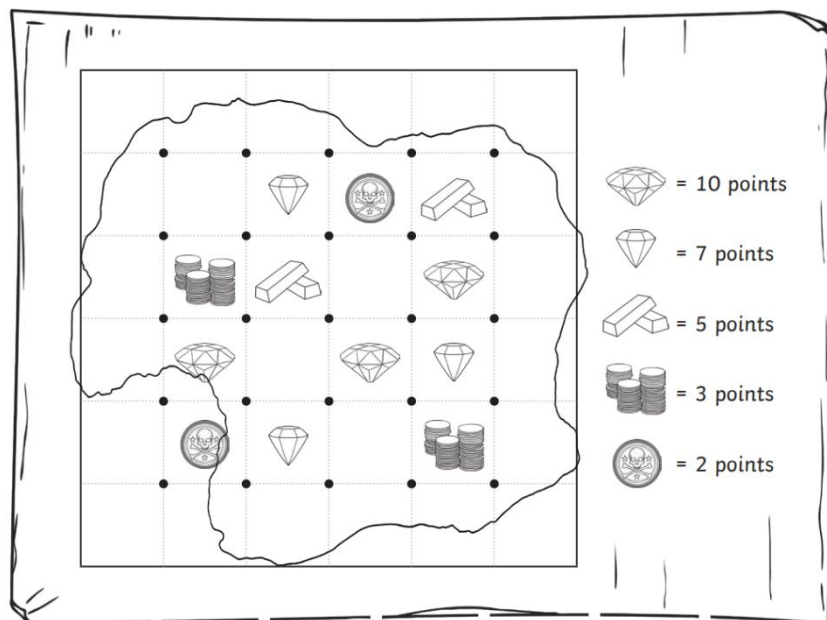
3. If you bought 24 pencils and gave 5 eighths to a friend. How many would you have for you?

Number and Algebra - Can Do

Try to play this game with an older family member if possible. If you play it by yourself, time how long it takes for you to capture all pieces of treasure.


Treasure Game

To calculate unit and non-unit fractions of amounts.



How to Play:

- On your turn, roll the dice.
- Choose a question from the column matching the number you rolled.
- Calculate the answer, showing your working out.
- If your partner thinks you are correct, join two dots together on the treasure map to create an edge of a square.
- If you draw the edge that forms a complete square, you claim the treasure inside.
- The player with the most points at the end of the game wins!



	$\frac{1}{2}$ of 6 =	$\frac{1}{4}$ of 16 =	$\frac{3}{4}$ of 12 =
	$\frac{1}{2}$ of 10 =	$\frac{1}{4}$ of 4 =	$\frac{3}{4}$ of 16 =
	$\frac{1}{2}$ of 16 =	$\frac{1}{4}$ of 8 =	$\frac{1}{8}$ of 8 =
	$\frac{1}{2}$ of 20 =	$\frac{1}{4}$ of 12 =	$\frac{1}{8}$ of 16 =
	$\frac{1}{2}$ of 18 =	$\frac{1}{4}$ of 20 =	$\frac{1}{8}$ of 24 =
	$\frac{1}{2}$ of 12 =	$\frac{1}{4}$ of 24 =	$\frac{3}{8}$ of 8 =

TUESDAY – Art


Animal Leaf Painting

What you will need

- Leaves
- Paper
- Textas/poscas

When you go on your walk or to the park collect a variety of interesting leaves.

When you come home arrange these leaves from smallest to largest and see what animals you can create. You can also draw designs on these leaves. Have a look at the examples below.



Optional: You might like to write a story to compliment your leaf drawings!

WEDNESDAY - English

Spelling

Must do:

- Using the table in Monday's spelling, practise your spelling words.

Remember to look, say, cover, write, check and correct each word.



Look



Say



Cover



Write



Check

3 Write or in the spaces. Join each word to its clue. ★ We sometimes write **or** for , as in horse.

f _ _ k • • a car has one

h _ _ n • • you eat with this

h _ _ se • • a number

f _ _ ty • • an animal

4 Write ore in the spaces. Join each word to its clue. ★ We sometimes write **ore** for , as in core.

m _ _ _ • • it hurts

s _ _ _ • • has a higher number

bef _ _ _ • • centre of an apple

c _ _ _ • • opposite of *after*

Can do:

8 Finish the words by writing letters for .

Use **a** or **our**.

y _ _ _ w _ _ ter

f _ _ _ w _ _ ll

c _ _ lled sm _ _ ll

Use **aw**, **au** or **ar**.

w _ _ m str _ _ _

s _ _ ce dr _ _ _

bec _ _ se

9 Answer each question with a word from Activity 8.

What is two plus two?

What helps you drink?

What do you do with a pencil?

What do you drink?

What do you put on a hotdog?

Reading



Listen to the story 'Anemone Is Not The Enemy' by Anna McGregor on Story Box Library

Scan your QR Code to view the story.

Username: tnps Password: tnps



Create a character profile for Anemone

CHARACTER PROFILE

NAME



PHYSICAL FEATURES

CHARACTER'S NAME

PERSONALITY TRAITS

LIKES

DISLIKES



Writing

Must Do:


Choose your favourite book. What happens in the beginning, middle and end of your book?

My book is _____.

Beginning

Middle

End



Can Do:

Book-Week Book Review

My book cover

Book title: _____

Author: _____

Illustrator: _____

Genre (tick as many as apply to your book):

- | | | |
|-----------------------------------|----------------------------------|------------------------------------|
| <input type="radio"/> fiction | <input type="radio"/> scary | <input type="radio"/> animal story |
| <input type="radio"/> non fiction | <input type="radio"/> fairy tale | <input type="radio"/> biography |
| <input type="radio"/> fantasy | <input type="radio"/> adventure | <input type="radio"/> historical |
| <input type="radio"/> humour | <input type="radio"/> sports | <input type="radio"/> mystery |
| <input type="radio"/> other _____ | | |

Plot

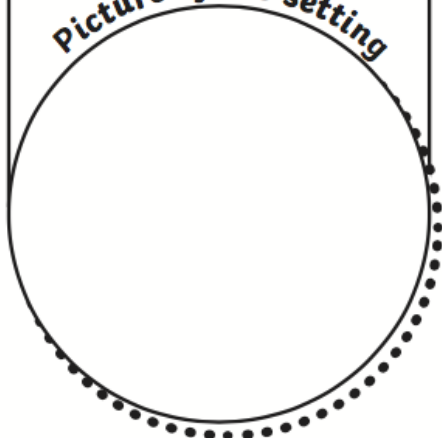
Event 1

Event 2

Event 3

Setting

Picture of the setting



Character

Name

Personality

Physical Appearance

How I feel about this character and why _____

Cause and Effect of one of the events in the book.

Cause

Effect

My Star Rating



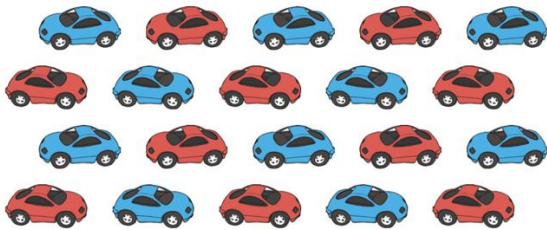
Why I rated the book ____ stars

WEDNESDAY - Mathematics


Minute Maths

Level 1

2. There are 20 cars in the car park. Half of them are red and the rest are blue. How many are blue?




9. Gwen has 6 apple halves. How many whole apples does she have?



Level 2

6. There are 8 fruits in the bowl. $\frac{1}{4}$ of them are apples. How many apples are there?



10. There are 24 animals in the zoo. $\frac{1}{4}$ of them have feathers. How many of the animals have feathers?



Challenge

Write your own fraction story with a picture to match. Make sure you include the answer!

Number and Algebra - Must Do

Level 1: Find one half of these objects




Total: cars

$\frac{1}{2}$ of is



Total: balls


$\frac{1}{2}$ of is



Total: apples

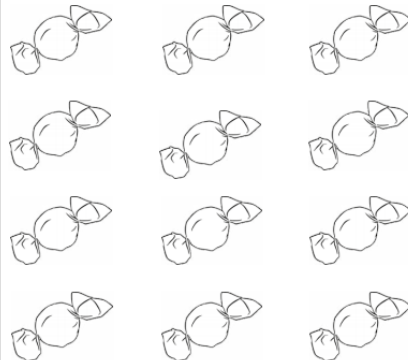
$\frac{1}{2}$ of is

Level 2: Find one quarter of these objects




Total: bananas

$\frac{1}{4}$ of is



Total: sweets

$\frac{1}{4}$ of is




Total: cats

$\frac{1}{4}$ of is

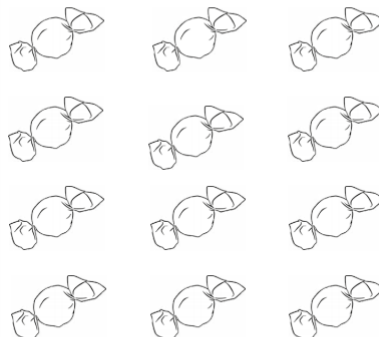
Challenge

Challenge: Find $\frac{3}{4}$ of these amounts:




Total: bananas

$\frac{3}{4}$ of is



Total: sweets

$\frac{3}{4}$ of is









Total: cats

$\frac{3}{4}$ of is

Summer Fractions

Write a fraction sentence for each picture. The first one has been done for you.

 <p>$\frac{1}{2}$ of 6 = 3</p>	 <p>_____</p>	 <p>_____</p>
 <p>_____</p>	 <p>_____</p>	 <p>_____</p>

Can you draw some summer-themed pictures to go with each fraction sentence?

<p>$\frac{1}{4}$ of 8 = 2</p>	<p>$\frac{1}{2}$ of 4 = 2</p>
<p>$\frac{1}{3}$ of 9 = 3</p>	<p>$\frac{1}{4}$ of 20 = 5</p>

WEDNESDAY – Wellbeing Time

Use this time to focus on your wellbeing.



You might like to:

- catch-up on some unfinished work
- organise to call one of your friends or family members and check in on how they are going
 - go for a walk or a bike ride
 - spend some time outdoors looking at the clouds
 - spend some time with a family member or pet
 - paint or draw a picture
 - read a chapter of a book
 - put on some music and dance around your room
- watch a documentary about something you are interested in
- design a game for your friends or family to play together
- help a family member (vacuum the floor or read to a younger sibling)



THURSDAY - English

Spelling

Must do:

- Using the table in Monday's spelling, practise your spelling words.

Remember to look, say, cover, write, check and correct each word.



Look



Say



Cover



Write



Check

Can do:

Building Blocks

Draw letter boxes for each of your spelling words. Box the shape of short, tall and tail letters and then write the words in your boxes.

elephant

Reading

This Small Blue Dot by Zeno Swords

View the story on Story Box Library

Username: tnps Password: tnps

<https://www.storyboxlibrary.com.au/stories/this-small-blue-dot>

Scan your QR Code
to view the story.



After viewing the story, choose one of the following activities to complete.

- 'As far as we know, it's the only one with life' Use your imagination to create a new planet. Write or draw your planet and the creatures that live there.
- Imagine you are an alien from another planet. Write a postcard to your alien family back home that explains all the best things about Earth.
- Imagine that you are in charge of promoting Earth. Create a poster or brochure that tells other people about the best bits.

Use this page to draw your planet, write your postcard or create your poster!

Writing

Reading is my Superpower


Complete the “Reading is my Superpower” superhero activity on the following pages.

Some ideas could include:

Reading is my superpower because....

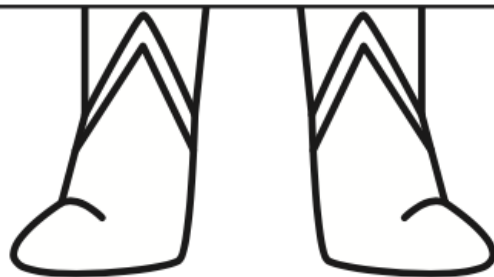
- I can imagine different characters and places.
 - I can travel to make-believe worlds.
 - I can have time to myself.
 - I can use my imagination.
 - I can relax.

Don't forget to write in full sentences using capital letters and full stops.



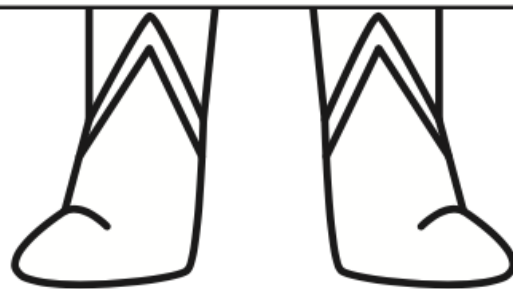


Reading is my secret power because...





Reading is my secret power because...


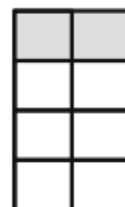
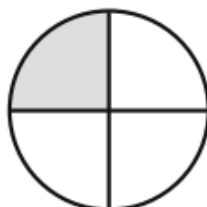
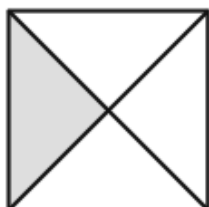
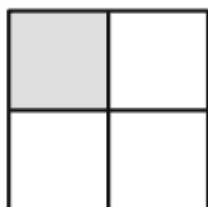


THURSDAY - Mathematics

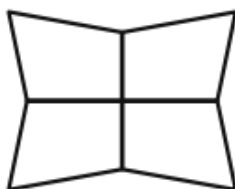
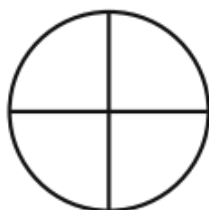
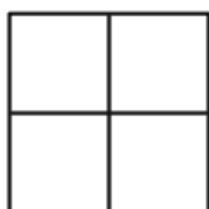
Minute Maths

Level 1: If we cut an object into 4 equal parts, it makes 4 quarters.

One quarter of each of these figures is shaded:



Colour one quarter of each of these shapes:



Colour one quarter of each of these groups of animals:


a.



b.



c.



What number is a quarter of 4? _____

What number is a quarter of 8? _____

What number is a quarter of 12? _____

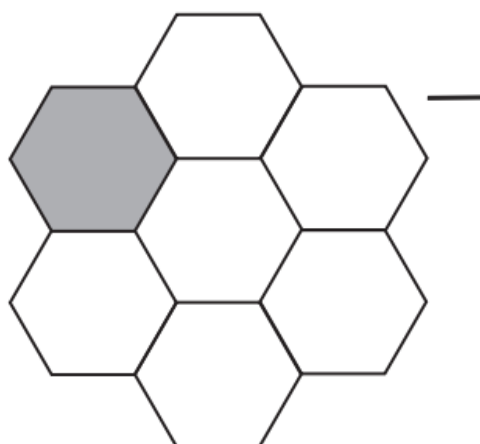
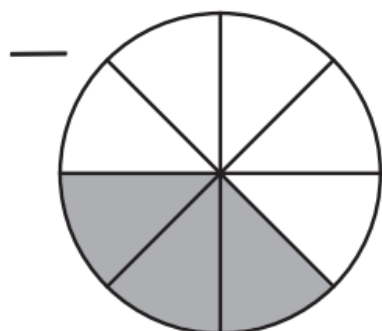
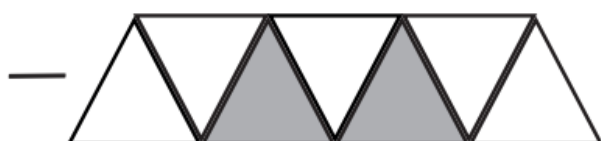
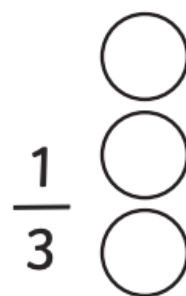
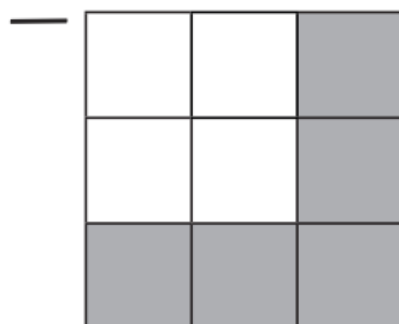

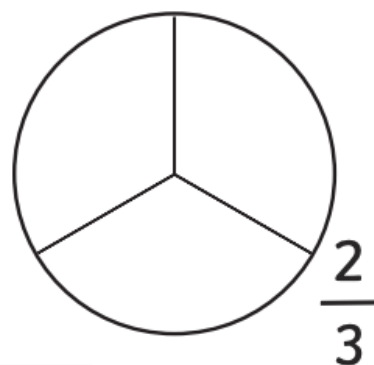
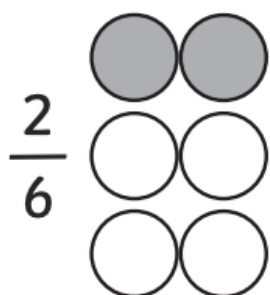
What number is a quarter of 16? _____

What number is a quarter of 20? _____

What number is a quarter of 40? _____

Colour and Label Fractions

Colour and label correctly:
The first has been done for you.



Measurement and Geometry – Year 1 Area

Area is the space inside a 2D shape. We can also use area to measure how large a flat surface is. Eg: the area of a table, or a rug, or a window. **We can use objects to cover a flat surface to figure out how big its area is.**

How many books cover the desk?



books cover the desk

How many blue rectangles cover the shape?



rectangles cover the shape

How many items will cover these shapes or objects?

	<p>The window is _____</p> <p>squares in area.</p>		<p>The swimming pool is _____</p> <p>squares in area.</p>
	<p>The door is _____</p> <p>squares in area.</p>		<p>The baking tray is _____</p> <p>squares in area.</p>

What every day item would you choose to measure the area of these objects with?

A table: _____ (a book, a pot plant or a bowl)

A pencil case: _____ (dominoes, a book or a teddy bear)

A book: _____ (small blocks, a tennis ball or a spoon)

Measurement and Geometry – Year 2 Length

We can measure length in different ways. We have used blocks, feet, hands and other objects to figure out how long something is. The problem is, everyone's hands, feet and blocks can be different sizes, so it is important to have a proper way of measuring length that everyone understands. **A metre is a good way to measure length because a metre is the same for everyone.** We use the letter m to record metres. Eg: 5m means 5 metres. Watch these videos about using metres to measure objects.



<https://www.youtube.com/embed/yFh5IO1SQlw>

https://www.youtube.com/embed/HT_c0AQu1l8

1. Use a tape measure set to 1 metre to measure 5 objects around your home or classroom. If you don't have a tape measure, cut out the ruler at the end of the booklet and paste it together to make 1 metre. **Don't throw this out at the end. You might need it for tomorrow's activity!**
2. Estimate each object first. Will it be: less than 1 metre, about 1 metre, or more than 1 metre? Perhaps it will be 2 or 3 metres!
3. Use your metre to measure each object. Keep your ruler straight and line the end of each object up with the beginning of the ruler. **Remember, you need to say whether it is less than 1 metre, about 1 metre or more than 1 metre.** As a challenge, can you explain how many centimetres each object measures?

Object	Estimate	Actual Measurement

Why are metres a better way to measure the length of objects instead of hands, blocks or feet?

What kind of objects are difficult to measure using a metre ruler? Why are they difficult?

THURSDAY – PDHPE

Lesson 7 – Keeping safe at home and around harmful substances

It's important that kids understand how to identify harmful substances at home and how to stay safe around them.

Harmful substances are things that can hurt us if we eat them or sometimes even if we just touch them.

Examples below of some harmful substances that you might have at home.



Substances that are unsafe will come with a warning. Do not touch anything that has these pictures on them. Unsafe substances should be stored out of reach of children.

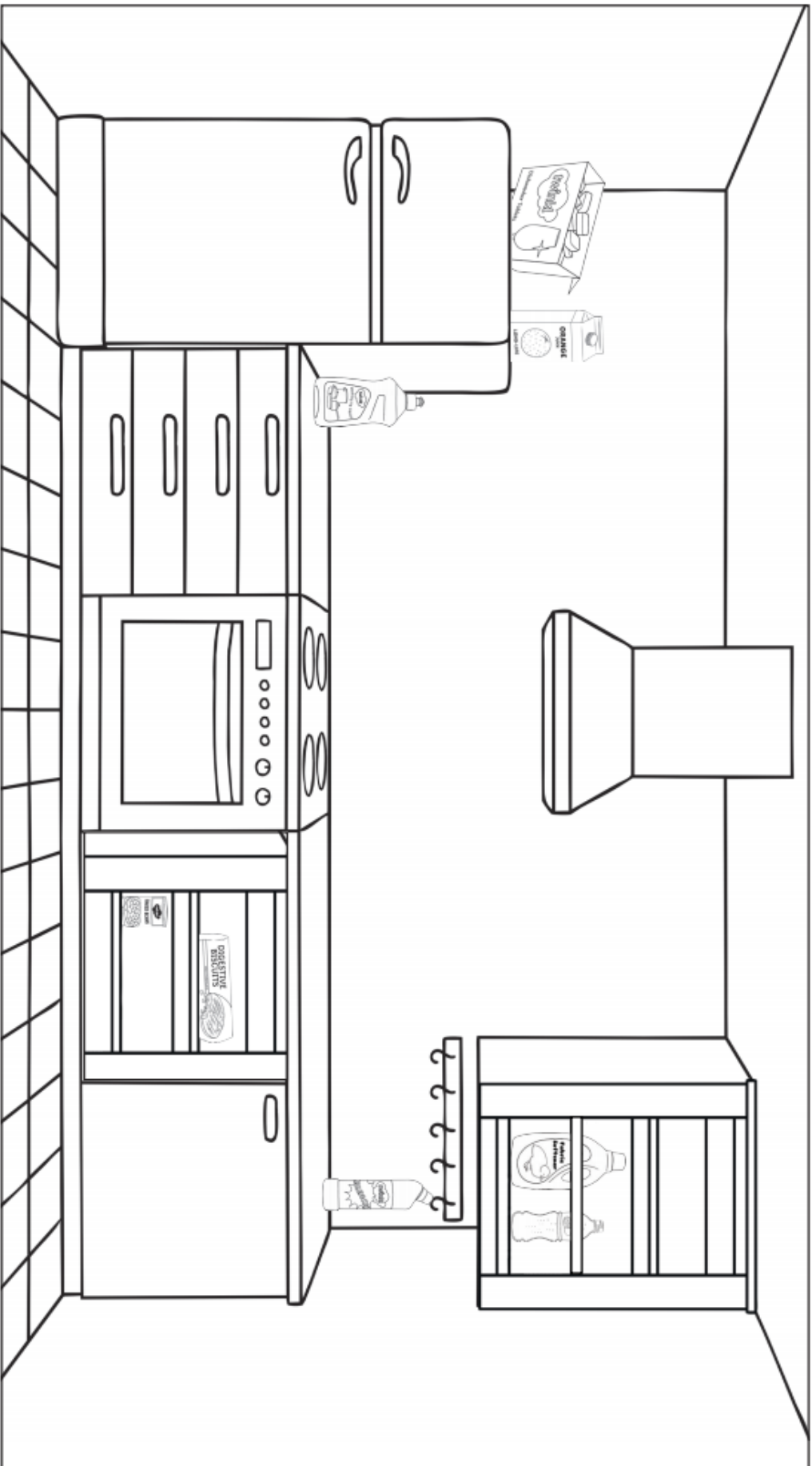


Activity 1 – Look at the picture of the products below and circle the harmful substances.



Identifying Harmful Substances

Circle the harmful substances then colour the picture.



Activity 3 - Play the Home Safety Game

Click on the link below

<http://www.essex-fire.gov.uk/homesafety/>



This is a fun and engaging way for children to understand what dangers may exist around the home, how to spot them and how to remedy them. There are three locations to check – bedroom, kitchen and lounge.

Children can learn by clicking on the interactive scenes to check for dangers.



Activity 4 – Snakes Alive Challenge

How can we solve problems when moving?

Students will need;

- A safe playing area where you can throw a number of soft objects.
- 5 different soft objects to throw.
- Help from an adult

Look at the pictures below for an example of how to throw overarm. Focus on these steps while throwing

- EYE (Eyes focused on target area throughout the throw.)
- SIDE-ON (Stand side-on to target area.)
- STEP FORWARD (Step towards target area with opposite foot to throwing arm.)
- FOLLOW THROUGH (Throwing arm follows through, down and across the body.)



Play 'Snakes alive' see card below. We are replacing the balls used in the game with soft objects from home. They can be rolled up socks, soft toy, scrunched up paper, soft ball etc. Use a variety of throws depending on distance (one handed underarm, two handed underarm or overarm)

playing for life

TARGET GAMES

SPORTAUS

F-2

3-4

5-6

SKILL DEVELOPMENT

Snakes alive

The first ball rolled becomes the head of the snake. Players deliver one ball at a time, aiming to place each ball behind the previous one. The aim is to form the longest snake. 4 or more per team.

What you need

- > Cones to separate groups
- > One softball or medium-sized ball per team (snake head)
- > One ball per player (e.g. tennis ball (body of snake))
- > Tape or cones to mark the minimum throw line

What to do

- > Each team plays the first ball on a signal.
- > If the first ball strays to another team's area, the ball is played again.
- > The second ball is played on a signal, and so on for the remainder of the balls.
- > To ensure the last ball is a meaningful throw, a line is placed in front of each team and the ball must go beyond the line for the ball to count - otherwise every team will finish with a python!
- > Alternatively, set a maximum length for the snake (e.g. 4 metres).

Change it

- > **Snake head** - require a minimum distance from the start-line for the position of the 'snake's head'.
- > **Balls** - use different rolling balls.
- > **Goalball** - use a goalball (makes a noise when it rolls) and a caller to assist a player with limited vision. Make your own goalball by wrapping a volleyball in plastic and securing with tape.
- > **Provide eye-shades** for half the players to promote communication.

Scoring

- > The longest snake is the winner.
- > Measure in a straight line from head to tail.

Safety

- > The game stops if players are required to retrieve 'lost' balls.

Ask the players

- > What strategies are you using to get the ball to land in the targeted area? (e.g. how do you alter direction and distance).

LEARNING INTENTION

Snakes alive requires students to roll their ball with accuracy and take into account the placement of their team mates balls in order to create a 'snake'.

PHYSICAL LITERACY ELEMENTS

OBJECT MANIPULATION

RELATIONSHIPS

CONTENT KNOWLEDGE STRATEGY AND PLANNING

ACPPM008

ACPPM025

ACPPM043

Discuss the following reflective questions with your teacher or parent/caregiver.

1. Which object was easier to throw? Why?


2. Which object was harder to throw? Why?

Activity 4 – Click on the you tube link below to see Mrs Deck and Lara doing a workout.

<https://www.youtube.com/embed/0kesbwHurMo>

You will need:

- a safe space to exercise
- your favourite soft teddy bear or soft toy
- suitable shoes to exercise in
- a drink bottle



FRIDAY - English

Spelling

Must do:

- Using the table in Monday's spelling, practise your spelling words.

Remember to look, say, cover, write, check and correct each word.



Look



Say



Cover



Write



Check

- Have a family member test you on your spelling words. How did you go?

Can do:

Wacky Words

On a sheet of paper, write your spelling words in different directions, filling up the whole sheet. Use different colours and types of writing for each word.



Spelling Task Cards

© teachstarter

Reading

Hunt for Ten Tiny Things



Listen to the story 'Ten Tiny Things' by Meg McKinlay on StoryBox Library

<https://www.storyboxlibrary.com.au/stories/ten-tiny-things>

Username: tpns Password: tpns

Scan your QR Code
to view the story.



Create 10 clues using describing words and ask a family member to find a tiny thing that matches each clue.



Clue	Answer
Example: 'Can you find something sparkly?'	paper clip
1.	
2.	
3.	
4.	
5.	
6.	
7.	
8.	
9.	
10.	

Design a Book Cover

The theme for CBCA Book Week 2021 is 'Old Worlds, New Worlds, Other Worlds'.

Design a book cover to reflect the theme.

You could choose one part of the theme to focus on or create a design that includes all parts of this year's theme.





You will need lots of books for this activity!

Find each of the items from the list below in the books you have.

Use the table to record the book you found the item in, the page numbers and whether it was a picture of a word, or both.

How many can you find?

<i>Item</i>	<i>Book in which it was found</i>	<i>Page number</i>	<i>Word, picture or both?</i>
<i>Witch</i>			
<i>Elephant</i>			
<i>Porridge</i>			
<i>Duck</i>			
<i>Train</i>			
<i>Teddy Bear</i>			
<i>Bus</i>			
<i>Frog</i>			
<i>King</i>			
<i>A character shouting</i>			
<i>A happy ending</i>			
<i>A surprise</i>			
<i>A moral or a lesson which can be learned</i>			
<i>Something made up</i>			
<i>A mystery</i>			

FRIDAY - Mathematics

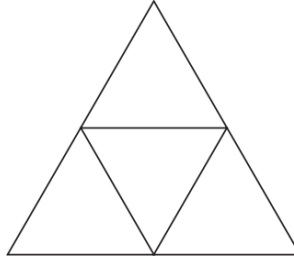
Minute Maths

Colour each shape using the fraction shown.

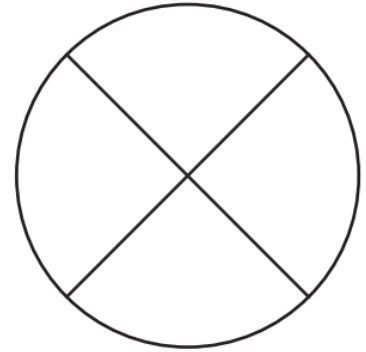
Level 1:



$\frac{1}{2}$ red
 $\frac{1}{2}$ blue

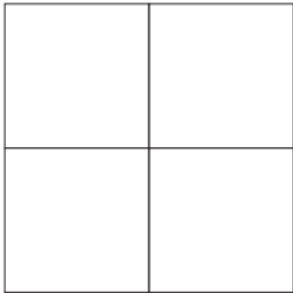


1 quarter yellow

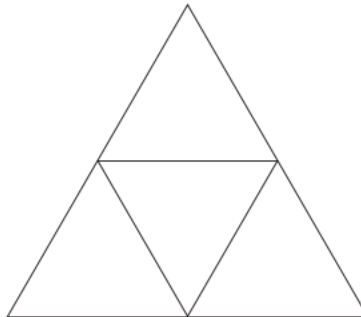


$\frac{1}{2}$ green
 $\frac{1}{4}$ pink

Level 2:



$\frac{1}{4}$ red
2 quarters blue




2 quarters yellow
half orange

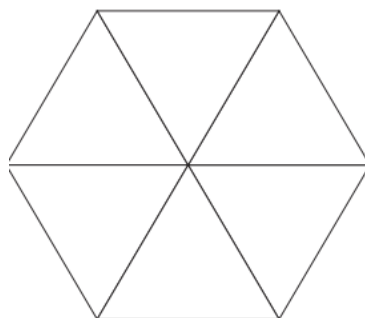


one third green
two thirds pink

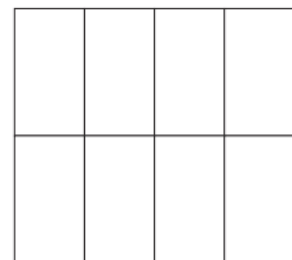
Level 3



1 fifth red
2 fifths blue



half yellow
1 sixth green



1 quarter green
1 eighths pink

Measurement and Geometry – Year 1 Area

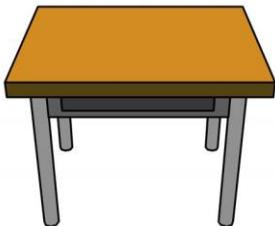



Area is the amount of space inside a shape. We can measure it using objects such as blocks or dominoes. Watch this video in the QR code about area:

<https://www.youtube.com/embed/UXHy9GlmgrA>



Choose a suitable item to measure the area of these objects. You need to use the **same** item to measure all the objects so don't choose something too big or too small. Some suitable item might be: **a small book, a coaster, a DVD case or a big square fridge magnet**. **If you don't have any of these items at home or at school, no problem! Just choose something else of a similar size.**

My measuring item is a _____

Object	Estimate	Measurement
		
		
		
		
Free choice		

Measurement and Geometry – Year 2 Length

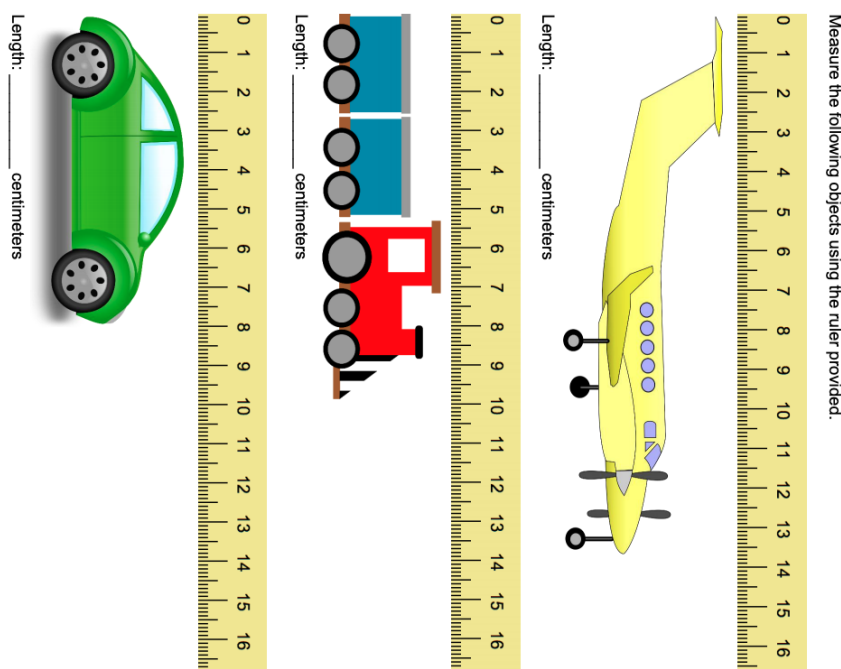
Metres are great for measuring the length of longer objects. For shorter objects, we need something smaller to help us to measure accurately. **We use centimetres to measure the length of short objects.** There are 100 centimetres in 1 metre. We use the letters cm to write centimetres. Eg 5cm means 5 centimetres. Watch these videos about using metres to centimetres to measure shorter objects.

Metres are great for measuring the length of longer objects. For shorter objects, we need something smaller to help us to measure accurately. **We use centimetres to measure the length of short objects.** There are 100 centimetres in 1 metre. We use the letters cm to write centimetres. Eg 5cm means 5 centimetres. Watch these videos about using metres to centimetres to measure shorter objects.




<https://www.youtube.com/embed/jshiAs9HGOE>

<https://www.youtube.com/embed/tuBLuIW1U70>



Use a ruler from your pencil case to measure these crayons to the closest centimetres (cm). If you don't have a ruler, use the first part of your metre ruler from yesterday.



There are _____ cm in 1 metre.

FRIDAY - Music



Rhythm Warmups:

It's Going to be a Lovely Day Play Along

<https://www.youtube.com/watch?v=5yg1vfYCAfw>



Carnival of the Animals - The Lion Rhythm Play Along

https://www.youtube.com/watch?v=mbh8MLwt5tY&list=PL6SgA8nQJoI3FrAueUqj-tR9a4Q_nPB_&index=247





Singing: Home Among the Gum Trees

<https://www.youtube.com/watch?v=Mfd6tyCZCPM>

Home Among the Gumtrees

By B. Brown/W. Johnson



[Verse 1]

I've been around the world
A couple of times or maybe more
I've seen the sights, I've had delights
On every foreign shore
But when my friends all ask me
The place that I adore
I tell them right away

[Chorus]

Give me a home among the gumtrees
With lots of plum trees
A sheep or two, a kangaroo
A clothesline out the back
Verandah out the front
And an old rocking chair

[Verse 2]

You can see me in the kitchen
Cooking up a roast
Or Vegemite on toast
Just you and me, a cup of tea
And later on, we'll settle down
And go out on the porch
And watch the possums play

[Chorus]

[Verse 3]


There's a Safeways on the corner
And a Woolies down the street
And a New Worlds that's just opened
Where they regulate the heat
But I'd trade them all tomorrow
For a simple bush retreat
Where the kookaburras call

[Chorus]

[Verse 4]

Some people live in houses
With fences all around
Others live in mansions
And some beneath the ground
But me I like the bush you know
With rabbits running round
And a pumpkin vine out the back

[Chorus] x2



Book-Week Song

https://docs.google.com/presentation/d/1zuQvf3iXXO-AcKPcv0U3gnasqVf3AQLw6mchRsVPHZQ/mobilepresent?slide=id.ge5afb030f0_0_45



Singing: Feed your imagination



Pre-chorus

My imagination is a hungry beast
Stories are the food it loves to feast on
The more I feed it, the more it grows
Where it will end nobody knows

Chorus

Feed your imagination, keep it alive
Soon it will grow to twice its size
Feed your imagination every day
And it will take you far, far, far away
Far away!

Verse 1

Hitch a ride with Harry on a magic broomstick
Follow Alice down a rabbit hole
Hang around with Huckleberry Finn and hobbits
Take me where the wild things are!

Interlude

Feed me!
I'm hungry, feed me, stories I love

repeat Chorus

Verse 2

J.K.Rowling, C.S.Lewis, Maurice Sendak
Lewis Carroll, Dr Seuss, Mark Twain
Stories that they grew in their
imagination
Are imagination food!

repeat Interlude

repeat Chorus

repeat Pre-Chorus

repeat Chorus

Outro

Far, far, far away
Feed your imagination every day!

If you prefer not to sing, make up some body percussion or use objects to make sounds and make up a different rhythm pattern for each section of the song.



Screen-free music activities

- Go for a listening walk – notice all the sounds around you.
- Listen to your favourite music without the video and dance or play along with kitchen percussion.
- Practice a musical instrument.
- Ask a family member to play you a piece of music they've been practicing on an instrument or teach you a song.
- Sing in the bath or shower – it sounds great in there!
- Make up a song of your own.

Have fun 😊

Mr Cronin

Feel free to cut out a new bookmark!



TRANSCEND TIME AND
SPACE WITH A BOOK!

teachstarter

Dive into
**another
world**
...read a book!



teachstarter

READING
— IS —
THE KEY
— THAT UNLOCKS —
THE PAST



teachstarter

— A great —
JOURNEY
— awaits inside this —
BOOK



teachstarter

