

NAME: _____



Learning from Home

Unit: 9
Stage 2

Year 3 and Year 4



Term 3 Week 9 2021

Websites for Learning

- TNPS school website: <https://turramurrn-p.schools.nsw.gov.au> for our Learning From Home Packages.
- Department of Education *Learning from Home*: <https://education.nsw.gov.au/teaching-and-learning/curriculum/learning-from-home>

Should you need to contact your child's teacher please use the following emails:

3R	Alex Atterton	alexandra.redford1@det.nsw.edu.au
3H	Madi Hyde	Madison.hyde3@det.nsw.edu.au
4H	Alex Hahlos	alexander.hahlos1@det.nsw.edu.au

R U OK? DAY

- [How to be a Good Friend and ask R U OK? \(K-6\)](https://www.youtube.com/embed/KEKhTSagJ3I) <https://www.youtube.com/embed/KEKhTSagJ3I>
- [Together it's OK!](https://www.youtube.com/embed/09qk0IXTfi4) <https://www.youtube.com/embed/09qk0IXTfi4>
- [Smiling Mind](https://www.smilingmind.com.au/) <https://www.smilingmind.com.au/>

NEWS / EDUCATION

- [Education Live videos](https://education.nsw.gov.au/teaching-and-learning/learning-from-home/learning-at-home) <https://education.nsw.gov.au/teaching-and-learning/learning-from-home/learning-at-home>
- Squiz kids -<https://www.squizkids.com.au/> A news podcast for 8-12 year olds.
- Scripture and ethics <https://education.nsw.gov.au/covid-19/advice-for-families/schools-in-greater-sydney1#School7> Scroll down to the next heading SRE/SEE and click on the links for your child's appropriate scripture/ethics link

ENGLISH

- Reading Eggs <https://readingeggs.com.au/> login etc
- Typing club <https://www.typingclub.com/> each class have their own links and students use their school log ins
- Visual writing prompts <http://visualprompts.weebly.com/001.html> a range of prompts for writing
- The School Magazine <https://theschoolmagazine.com.au/explore> - A collection of plays, poems, stories and comics.
- [Premier's Reading Challenge 2021 Book List](https://online.det.nsw.edu.au/prc/booklist/home.html). <https://online.det.nsw.edu.au/prc/booklist/home.html>
- [Wordshake](https://learnenglishkids.britishcouncil.org/games/wordshake) <https://learnenglishkids.britishcouncil.org/games/wordshake> how many words can you find in 3 mins?
- Free Rice Word Game <https://freerice.com/categories/english-vocabulary>

MATHEMATICS

- Mathletics <https://www.mathletics.com/au/> Students have their Login details
- ABCya Number Games <https://www.abcya.com/grades/4/numbers>
- Transum <https://www.transum.org/> Maths activities, puzzles, problems, visual aids, investigations and lots more.
- Figure This <https://figurethis.nctm.org/index.html> Maths challenges for kids and their families
- Funbrain – MathsZone <https://www.funbrain.com/math-zone> offers maths games
- Kids Maths Games <https://www.kidsmathgamesonline.com/> offers maths games
- Math Game Time <https://www.mathgametime.com/> offers maths games

SCIENCE AND TECHNOLOGY

- Scratch <https://scratch.mit.edu/> coding platform
- Sydney Observatory <https://www.maas.museum/sydney-observatory/>
- Hubble <https://hubblesite.org/resource-gallery/learning-resources>
- Windows to the Universe <https://www.windows2universe.org/>
- Questacon at home <https://www.questacon.edu.au/discover/questaconathome> Questacon activities

HSIE – HISTORY AND GEOGRAPHY

- ABC Splash – Space <https://education.abc.net.au/home#!/topic/496370/space-and-our-solar-system>
- Ducksters <https://www.ducksters.com>
- Nature lesson in Bobbin Head NP <https://sites.google.com/education.nsw.gov.au/lessons-in-nature/home>

CREATIVE ARTS

- The Arty Teacher <https://theartyteacher.com/online-art-games-for-the-art-classroom/> games and online lessons.
- Sydney Opera house for kids <https://www.sydneyoperahouse.com/digital/for-the-kids.html>

PERSONAL DEVELOPMENT / HEALTH / PHYSICAL EDUCATION

- Health Activities and articles <https://kidshealth.org/en/kids/>
- PE workouts to do at home <https://darebee.com/workouts.html>
- Cyber Safety- Your Personal Information Online <https://www.esafety.gov.au/educators/classroom-resources/hectors-world/your-personal-information-online>



4H Zoom Classes WEEK 9 TERM 3 2021

PLEASE NOTE THE CHANGE FOR *Wellbeing Wednesday*.

- On Wednesday students will participate in a range of wellbeing activities outlined in their Learning from Home package.

Monday 6/9/21 Tuesday 7/9/21 Thursday 9/9/21 Friday 10/9/21	Zoom Meeting ID		Zoom Meeting Password	
	Morning am	Afternoon pm	Morning am	Afternoon pm
	681 4731 3480	651 8452 2910	462833	028948
Wednesday 8/9/21	Wellbeing activities as outlined in the Learning from Home Pack (No Zoom classes today)			

Students need to access Zoom via <https://nsweducation.zoom.us/> and are required to use their **DoE student portal login** to gain access. The DoE user ID and DoE password will be the same as last week.

Monday 6/9/21, Tuesday 7/9/21, Thursday 9/9/21, Friday 10/9/21

Time	Class
9.30am	KK & KW & 5T & 6B
10.30am	1F & 1W & 2M & 2R
11.30am	3R & 3H & 4H
12.15pm	KK & KW & 5T & 6B
1.30pm	1F & 1W & 2M & 2R
2.15pm	3R & 3H & 4H

Week 9 Term 3 – Learning from Home

Stage 2 Year 3 and 4

You may need help from a parent/carer and possibly resources from your teacher.

Two activities have been selected for feedback. They are highlighted on the timetable. The feedback tasks will be shared via Seesaw. See the task for more details.

	Monday	Tuesday	Wednesday	Thursday	Friday
Morning	Spelling Reading Writing	Spelling Reading Writing	Spelling Reading Writing	Spelling Reading Writing	Spelling Reading Writing
Break	Break	Break	Break	Break	Break
Middle	ZOOM 11:30am Mathematics	ZOOM 11:30am Mathematics	No ZOOM Mathematics	ZOOM 11:30am Mathematics	ZOOM 11:30am Mathematics
Break	Break	Break	Break	Break	Break
Afternoon	Science ZOOM 2:15pm	Art ZOOM 2:15pm	Wellbeing Time No ZOOM	PDHPE ZOOM 2:15pm	Funday ZOOM 2:15pm



Week 9 Term 3 – Spelling

Year 3 Spelling Words

Year 4 Spelling Words



oo u book bush		based on weekly focus in other KLAs	oo u book bush		based on weekly focus in other KLAs
Core: look good took book put pull full foot could would should push bush putting goodbye woman wood hook shook stood couldn't wouldn't shouldn't unhook wooden	Extension: brook bullet bulletin bulldozer bullock butcher childhood cushion driftwood footpath kookaburra lambswool likelihood neighbourhood pudding pulley sugar understood wolf woollen	Theme podcast structure topic theme record patterns odd even diagram symbol Demon likelihood sootiness bullying fulfilment cooperate buffoonery tandoori pincushion misunderstood seismologist	Core: pull pulling push pushing bush could would should stood hood crook woman couldn't wouldn't shouldn't wooden goodbye cookbook footpath bookcase bushfire babyhood childhood manhood womanhood	Extension: ambush bulldozer bulletin bullion bullocky bushel butcher courier cuckoo cushion footloose fulfilment kookaburra likelihood rookery rookie sugar understood whoosh wolves	Theme podcast structure topic theme record patterns odd even diagram symbol Demon cooperation pulleys courier chequebook wolverine tortoise cushioned macaroon reciprocity maroon



- C.S. Lewis

MONDAY - English

Spelling

- Ask a family member to **pre-test** you from the weekly spelling lists. If a family member can't help you, choose words that you find tricky.
- **Choose** up to 15 spelling words to create your personal list from the words that you spelt incorrectly in the pre-test.
- Complete the Core Word Find-a-Word. Words are taken from the Year 3 and Year 4 Core Lists.

X S U L N K W O K O O H S W O U L D N T W G P
X U G N I T T U P H F N A M O W P Q A W Z N U
G N W O O D P T N D L U O W I X A S Y O T E T
O H R M T D P U Y D C J K O O R C M M U S D F
O O B W N O W U L O F H W P S T O O D L H O U
D O U T D O X O L L G N I H S U P Y Y D O O L
B K S N L G R Z M L I E I L B B T L Q F U W L
Y Q H D U B U S H A D N J Z D I A O X A L T J
E D F L O N A M O W N Y G J K H K B O C D L F
T O I U H W H P U S H H R S B S O K Y K J L O
N O R O S E O V N E D O O W O K O O H H K U O
D H E C G D O O T S Q V X O B U S H D A O P T
L N B O O K C A S E C O U L D K O O B K O O C
U A S L O O K T N D L U O H S I H O O D B G D
O M U Q L D L U O W O F G O O D B Y E C R B R
C P U S H D L U O C N U H T A P T O O F O B D

Find the following words in the puzzle.

Words are hidden     and .

BABYHOOD
BOOK
BOOKCASE
BUSH
BUSHFIRE
CHILDHOOD
COOKBOOK
COULD

COULDN'T
CROOK
FOOT
FOOTPATH
FULL
GOOD
GOODBYE
HOOD

HOOK
LOOK
MANHOOD
PULL
PULLING
PUSH
PUSHING
PUT

PUTTING
SHOOK
SHOULD
SHOULDN'T
STOOD
TOOK
UNHOOK
WOMAN

WOMANHOOD
WOOD
WOODEN
WOULD
WOULDN'T

Reading



- **Read** → **Mammals** and use the words to fill in the missing information.
Choose either **Sheet A** or **Sheet B**

Optional: choose a fast finisher activity to complete. You can post this on Seesaw.

Here are some words to practise before you read

mammals	vertebrates	infants	Monotremes	Placental
Marsupial	pouch	Monotreme	Four-chambered	intelligent





Use the following words to fill in the missing information. You have been given the beginning letter of each of the missing words.

skin live pouch breathe warm-blooded
babies feed developed water growing

All mammals are w_____ vertebrates, which means they all have a backbone. They all f_____ on milk from their mothers when they are infants, they're all hairy, except for the mammals that live in w_____, they all have lungs to b_____, and all, except for the monotremes, give birth to live young.

There are three main groups of mammals on the earth:

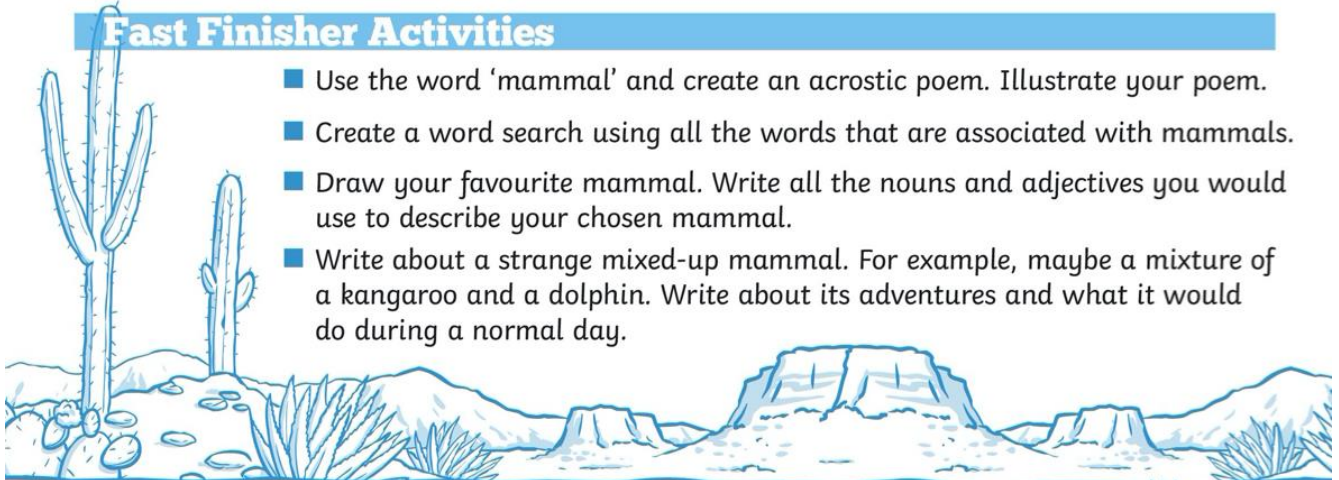
- Placental mammals: They have l_____ births of fully developed b_____.
- Marsupial mammals: They have live births but the baby is not fully d_____ and needs to finish g_____ in the mother's p_____, where they drink her milk.
- Monotreme mammals: They are egg-laying mammals who still feed their babies milk, which is licked from their s_____.

Did you know?

- Most mammals are hairy.
- Mammals look after their babies until they are old enough to look after themselves.
- All mammals have a backbone, a four-chambered heart and breathe air through lungs.
- Mammals are more intelligent than other groups of animals.
- All mammals are fed on their mother's milk when they are babies.
- Mammals are warm-blooded. Most mammals keep their body temperature at around 36 degrees.

Fast Finisher Activities

- Use the word 'mammal' and create an acrostic poem. Illustrate your poem.
- Create a word search using all the words that are associated with mammals.
- Draw your favourite mammal. Write all the nouns and adjectives you would use to describe your chosen mammal.
- Write about a strange mixed-up mammal. For example, maybe a mixture of a kangaroo and a dolphin. Write about its adventures and what it would do during a normal day.





Mammals



Use the words below to fill in the missing information. Only one word from each box will fit!

sleep eat breathe	enveloped reveloped developed	babies Babies bubies	eyes feet skin	trees water air
cold-blooded cool-blooded warm-blooded	feed fed food	eating growing reading	basket purse pouch	dead egg live

All mammals are _____ vertebrates, which means they all have a backbone. They all _____ on milk from their mothers when they are infants, they're all hairy, except for the mammals that live in _____, they all have lungs to _____ and all, except for the monotremes, give birth to live young.

There are three main groups of mammals on the earth:

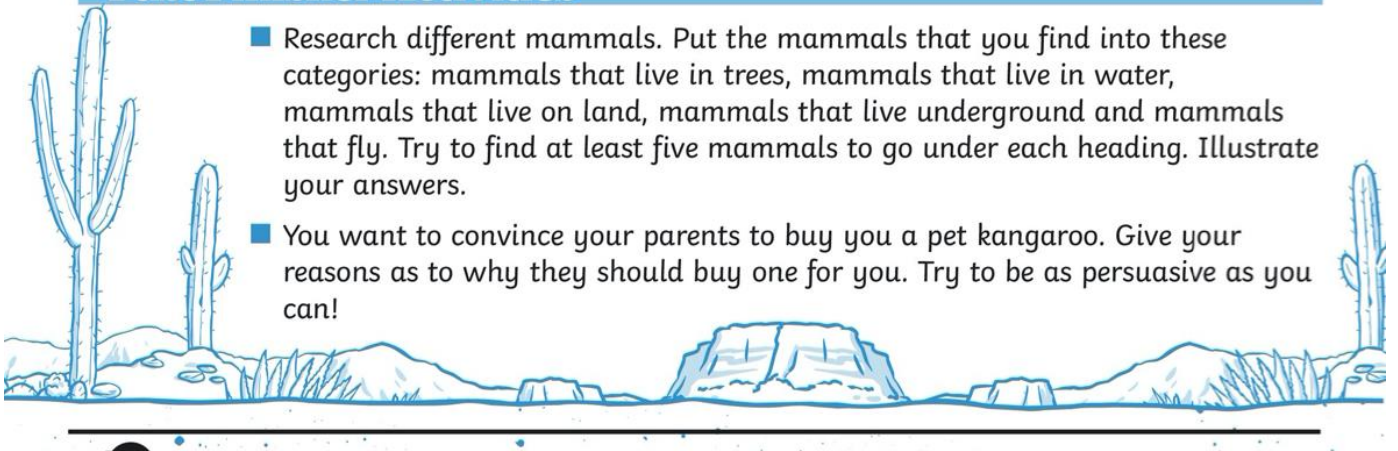
- Placental mammals: They have _____ births of fully developed _____.
- Marsupial mammals: They have live births but the baby is not fully _____ and needs to finish _____ in the mother's _____, where they drink her milk.
- Monotreme mammals: They are egg-laying mammals who still feed their babies milk, which is licked from their _____.

Did you know?

- Most mammals are hairy.
- Mammals look after their babies until they are old enough to look after themselves.
- All mammals have a backbone, a four-chambered heart and breathe air through lungs.
- Mammals are more intelligent than other groups of animals.
- All mammals are fed on their mother's milk when they are babies.
- Mammals are warm-blooded. Most mammals keep their body temperature at around 36 degrees.

Fast Finisher Activities

- Research different mammals. Put the mammals that you find into these categories: mammals that live in trees, mammals that live in water, mammals that live on land, mammals that live underground and mammals that fly. Try to find at least five mammals to go under each heading. Illustrate your answers.
- You want to convince your parents to buy you a pet kangaroo. Give your reasons as to why they should buy one for you. Try to be as persuasive as you can!



Space to complete the fast finisher activities



Name_____

Link the letters to make words! Each word must be 3 letters or longer.
 You may not use proper nouns, abbreviations, or contractions.

Boggle

T	G	A	S
W	I	T	H
A	S	E	Y
L	E	U	G

3 letter words = 1 point
 4 letter words = 2 points
 5 letter words = 3 points
 6 letters or more = 5 points

My Points_____



Writing

Mindfulness Monday

Choose one of the activities below to complete 😊



Handwriting

Handwriting time!

Practise your neat handwriting by completing the worksheet below.

Optional: you can colour in the Bilby if you like

Drawing

Let's draw a Mammal!

Choose one of the following *Art for Kids Hub* directed drawing:

- **How to draw a Cartoon Koala**
<https://www.youtube.com/embed/hAstcVv9lfl>
- **How to draw a Dachshund**
<https://www.youtube.com/embed/j7CjkMtWJrw>
- **How to draw a Baby Deer**
<https://www.youtube.com/embed/-keiXftims4>

Or maybe you want to choose your own mammal to draw.

Monday Movement

Have you ever heard of an AMRAP?

AMRAP stands for 'As Many Rounds As Possible.' Set a timer and challenge yourself to see how many rounds of the workout (on the next page) you can complete with that time. Choose to set your timer on **green**, **orange** or **red**.

Green: 5 minutes

Orange: 8 minutes

Red: 10 minutes

Challenge: make up your own AMRAP for your friends to follow. Post it on Seesaw for your friends and teachers to follow.



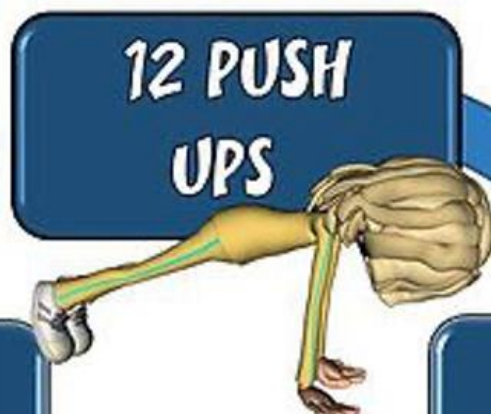


AMRAP

(AS MANY ROUNDS AS POSSIBLE)



10 squats



12 PUSH
UPS



20
ARM CIRCLES



8 tuck jumps

R
E
P
E
A
T

10 star jumps



5 sit ups



NAVY BLUE WORKOUT

©Pete Charrette (Cap'n Pete), 2017

Bilby

The bilby is a small marsupial found in the desert areas of north-west Western Australia, the Northern Territory and south-western Queensland. They are expert diggers, making burrows up to two metres in depth. Bilbies are omnivores and eat a wide range of food; however, they don't drink water regularly as they get the moisture they need from their food. The number of bilbies has dropped dramatically due to their habitat being destroyed and hunting. They are listed as an endangered species.



MONDAY - Mathematics

Minute Maths

$6 \times 0 = \underline{\hspace{2cm}}$

$6 \times 1 = \underline{\hspace{2cm}}$

$6 \times 2 = \underline{\hspace{2cm}}$

$6 \times 3 = \underline{\hspace{2cm}}$

$6 \times 4 = \underline{\hspace{2cm}}$

$6 \times 5 = \underline{\hspace{2cm}}$

$6 \times 6 = \underline{\hspace{2cm}}$

$6 \times 7 = \underline{\hspace{2cm}}$

$6 \times 8 = \underline{\hspace{2cm}}$

$6 \times 9 = \underline{\hspace{2cm}}$

$6 \times 10 = \underline{\hspace{2cm}}$

$6 \times 11 = \underline{\hspace{2cm}}$

$6 \times 12 = \underline{\hspace{2cm}}$

$6 \times \boxed{} = 0$

$6 \times \boxed{} = 6$

$6 \times \boxed{} = 12$

$6 \times \boxed{} = 18$

$6 \times \boxed{} = 24$

$6 \times \boxed{} = 30$

$6 \times \boxed{} = 36$

$6 \times \boxed{} = 42$

$6 \times \boxed{} = 48$

$6 \times \boxed{} = 54$

$6 \times \boxed{} = 60$

$6 \times \boxed{} = 66$

$6 \times \boxed{} = 72$

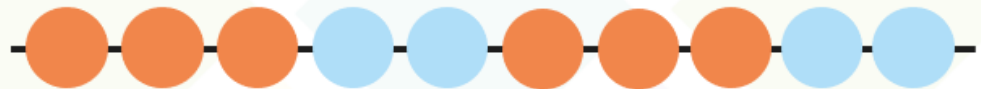
What Are Growing Patterns? (Recap)

Patterns can be repeating;

- Like this



- Or this



- Or this

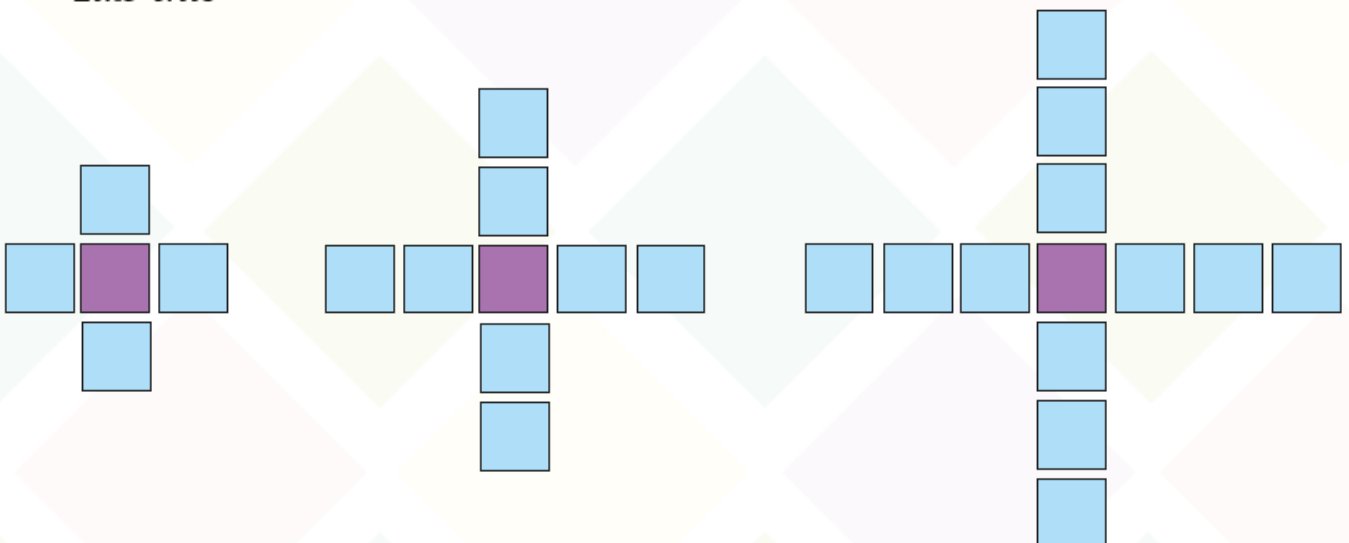


Repeating patterns stay the same each time it repeats – nothing is added.

What Are Growing Patterns? (Recap)

Or patterns can grow;

- Like this



Number Patterns

Write the numbers that come next.



1. 1, 3, 5, 7, 9, _____, _____, _____, ...
2. 2, 4, 6, 8, 10, _____, _____, _____, ...
3. 24, 34, 44, 54, _____, _____, _____, ...
4. 3, 6, 9, 12, 15, _____, _____, _____, ...
5. 35, 40, 45, 50, _____, _____, _____, ...
6. 11, 22, 33, 44, _____, _____, _____, ...
7. 9, 19, 29, 39, _____, _____, _____, ...

Repeating Patterns

Look at the patterns in each row. Fill in the blanks by drawing the shapes that continue the pattern.

- a. □ ○ ○ ○ □ □ ○ ○ □ □ _____

b. ↑ ↓ ↓ ↓ ↓ ↓ ↓ ↓ ↓ ↓ ↓ ↓ ↓ ↓ _____

c. A B A G A D A E A F A _____

d. ◇ ○ ○ ◇ ◇ ◇ ◇ ◇ ◇ ◇ ◇ _____

e. 1 2 3 3 2 1 1 2 3 3 2 _____

Level 1:

Level 2:

Picture Patterns

Continue the patterns and answer the questions.



What will the 13th shape
in this pattern be?



What will the 17th shape
in this pattern be?



What will the 12th shape
in this pattern be?



What will the 15th shape
in this pattern be?

Patterns: Zoom Lesson 11:30am till 12pm

Success Criteria

I can find the next term in a number pattern



Numbers are written and counted in sequence. The sequence can:

- be infinite (go on forever) 997, 998, 999, 1000, ...
- go forwards 501, 502, 503, 504, ...
- go backwards 400, 399, 398, 397, ...
- start at any number 877, 878, 879, 880, ...
- be a skip or alternate pattern 105, 110, 115, 120, ... or 1, 2, 1, 2,

Warm up:

Number Patterns

1. Examine the number pattern below.

10, 18, 26, 34, 42 ...

Write the next three numbers in the pattern. _____, _____, _____

How do you know which numbers came next?

2. Examine the number pattern below.

61, 55, 49, 43, 37 ...

Write the next three numbers in the pattern. _____, _____, _____

How do you know which numbers came next?

3. Examine the number pattern below.

56, 67, 78, 89, 100 ...

Write the next three numbers in the pattern. _____, _____, _____

How do you know which numbers came next?

Identifying Rules

To know the **rule** in a number pattern, we need to:

- look at the next numbers in the sequence

30 → 33 → 36 → 39

- count the difference between the numbers

30 $\xrightarrow{+3}$ 33 $\xrightarrow{+3}$ 36 $\xrightarrow{+3}$ 39

- identify if the difference between the numbers increases or decreases.



30 $\xrightarrow{+3}$ 33 $\xrightarrow{+3}$ 36 $\xrightarrow{+3}$ 39



Use the rule to help you complete the number patterns.

14, 18, 22, _____, _____, _____ Rule: _____

28, 26, 24, _____, _____, _____ Rule: _____

65, _____, 75, 80, _____, _____ Rule: _____

150, 145, _____, 135, _____, _____ Rule: _____

36, 30, 24, _____, _____, _____ Rule: _____

90, _____, 96, 99, _____, _____ Rule: _____

201, 211, 221, _____, _____, _____ Rule: _____

77, 66, 55, _____, _____, _____ Rule: _____

Brain Melt:

1,203 , 1,624 , 2,045 , 2,466 ...

What rule does this pattern follow?

Write the next three numbers in the pattern.

_____, _____, _____

If the pattern continues, what will the 10th number in the sequence be?

Multi-step rules

Some number patterns can be formed with two operations each time.

For example:



The rule is to multiply by 2 and add 3 each time.

- 5** Complete these number patterns, by following the rules written in the diamond shapes. Describe the rule underneath.



The rule is _____

- 6** Roll a die to make the starting number. Continue the sequence by following the rule:

a	Rule: $\times 1 + 3$	<div style="position: absolute; top: -1px; left: -1px; right: -1px; bottom: -1px; border: 1px solid black;"></div>
b	Rule: $\times 2 + 1$	<div style="position: absolute; top: -1px; left: -1px; right: -1px; bottom: -1px; border: 1px solid black;"></div>
c	Rule: $\times 2 + 4$	<div style="position: absolute; top: -1px; left: -1px; right: -1px; bottom: -1px; border: 1px solid black;"></div>

Patterns Challenge:

Look carefully at these number pattern grids. There are four rules: across, down, and along each diagonal.

a

15			
	26	27	
			38
		47	

b

32			41
	41	44	
	47		53
50		56	

MONDAY – Science

How does erosion change the Earth's surface?

Last week we learnt a lot about weathering which is the process where rocks are broken down by the Sun, wind and water.

Weathering can be categorised into two categories:

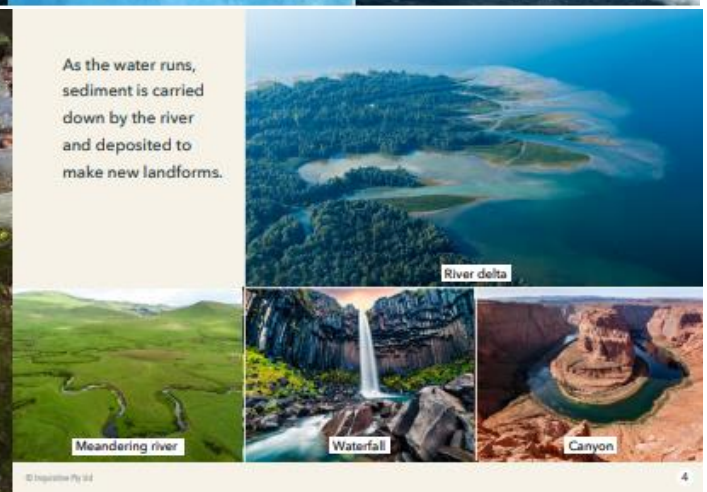
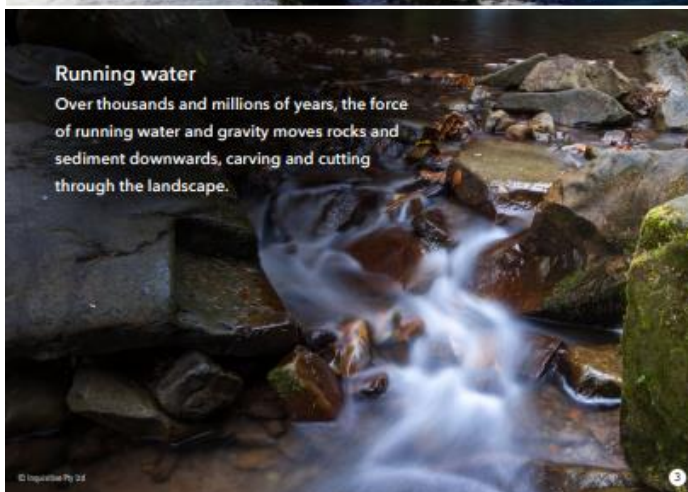
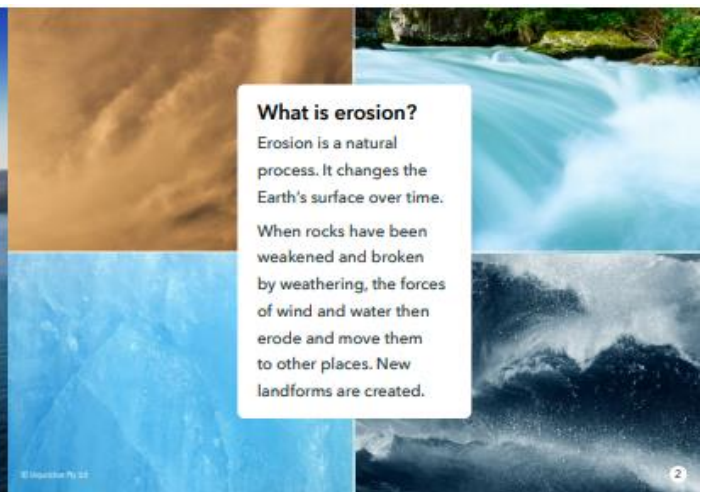
1. Chemical weathering: dissolving and oxidation
2. Physical weathering: water & ice, abrasion and biological (plants & animals)

This week we are learning about erosion. Watch the videos and read the information below

<https://www.youtube.com/embed/R-lak3Wvh9c>



<https://www.youtube.com/embed/YETdZyZl6es>



Moving ice

In cold, mountainous areas, falling snow hardens into solid ice creating a glacier. Gravity slowly pulls these huge pieces of ice downwards. Glaciers melt as they reach warmer air.



During very cold periods called ice ages, most of the Earth was covered in glaciers. The last ice age ended 12 000 years ago.

As the ice melted, new landforms were created.



Smashing waves

A coastline is formed when the land meets the sea. Coasts are always changing. The push and pull of the tides and powerful waves erode the beaches and cliffs.



As the sea erodes the land, coastal landforms are created.



Carving wind

Dry areas are eroded by strong winds. Whipped up by the heat of the Sun, massive dust storms carry billions of grains of rock and sand.



The wind shapes and carves amazing desert landforms.



Sudden erosion

When there are storms and floods, erosion of the land can happen suddenly and dramatically.



Sometimes, nature does its best to fight back against erosion!



Match the labels and scenes. Describe the action and what kind of erosion it causes.

Whirly whirly



I think a flash flood is caused by a lot of rain falling quickly. It will erode away soil, rocks and plants, and can damage houses.

Flash flood



Landslide



Storm surge



Which action do you think would cause the most change to the Earth's surface?
Why?

Optional:

Become an erosion expert. Answer and explain two of these questions.

Does erosion
happen under
the ocean?

Why does a
river meander?

What makes
an island?

Does erosion
happen on
other planets?

Visit these websites to help you



Q

A

Q

A

TUESDAY - English

Spelling

- Ask a family member to **test** you on your spelling list.
- Practise your spelling words and write a sentence that shows the meaning of the word.
For example: opposite - the words hot and cold are **opposite** in meaning.

Remember to look, say, cover, write, check and correct each word.



Look



Say



Cover



Write



Check

My Words	Practise	Sentence

- Optional task: Using as many of your spelling words as possible, write a short entertaining story that you could share with a friend or family member. **Make sure your words are spelt correctly!**

Reading

- **Read** one chapter of a book that you have at home. This activity can be completed at any time of the day.

Speaking and Listening

Your task:


1. Enjoy listening to Iggy Peck Architect by Andrea Beauty

<https://www.youtube.com/embed/18B8WMJdTCQ>

Optional: STEM activity

DID YOU KNOW: An architect is someone who loves to design, and is specifically trained to plan and design buildings.

Have a look at some of these famous buildings below.
Do you recognise any?



The design and planning phase is very important to architects to make sure their buildings are built with correct structure and aesthetics (what the building looks like).


On google, research some famous buildings

These could be:

- Famous landmarks
- Schools/Museums
- Historic buildings
- Zoo's
- Strange buildings
- Mansions
- Castles
- Tree house
- Minecraft homes

Think about their design

- What do they look like?
- What shapes are they made out of?
- What types of materials have been used?
- What makes them so special/important to their environment?



Your task: Architect Adventure

- Using materials you have at home, plan, design and create a building.
- You could attempt to replicate (copy) a building that already exists e.g. The Eiffel Tower, or you could design your own.
- Use the 'Design Plan' sheet on the next page to plan your masterpiece.
- Use materials that you can find from home to create your building. You do not need to go and purchase anything, be creative. E.g. spaghetti and marshmallows, Lego, tooth picks, toilet rolls, empty milk bottles, straws, blutac, leaves, sticks etc, ..
- Optional: share your masterpiece on Seesaw!

Design Plan

1. The Challenge

2. Brainstorm

3. The Plan

4. Ideas for Improvement

Writing

This week we are planning, writing, and recording our own podcast!

Learning Objective

- We are learning to write an introduction to our podcast

Success Criteria

- I can write an introduction for my podcast to hook the audience 😊 😊 😊


It's time to introduce your podcast to the world, but first, you have to write the introduction. It's an exciting time! You have a podcast idea, you are committed to the launch, and now it's time to tell the world what your show is about.

The key elements that you want to include in an introduction are:

- Name of the show
- What the show is about (in one line)
- Why you should listen
- Names of the hosts

Your task:

Open your podcast planner and work through pages 2-5 to write your own introduction. You can use the examples to help you write your own introduction to your podcast.



TUESDAY - Mathematics

Minute Maths

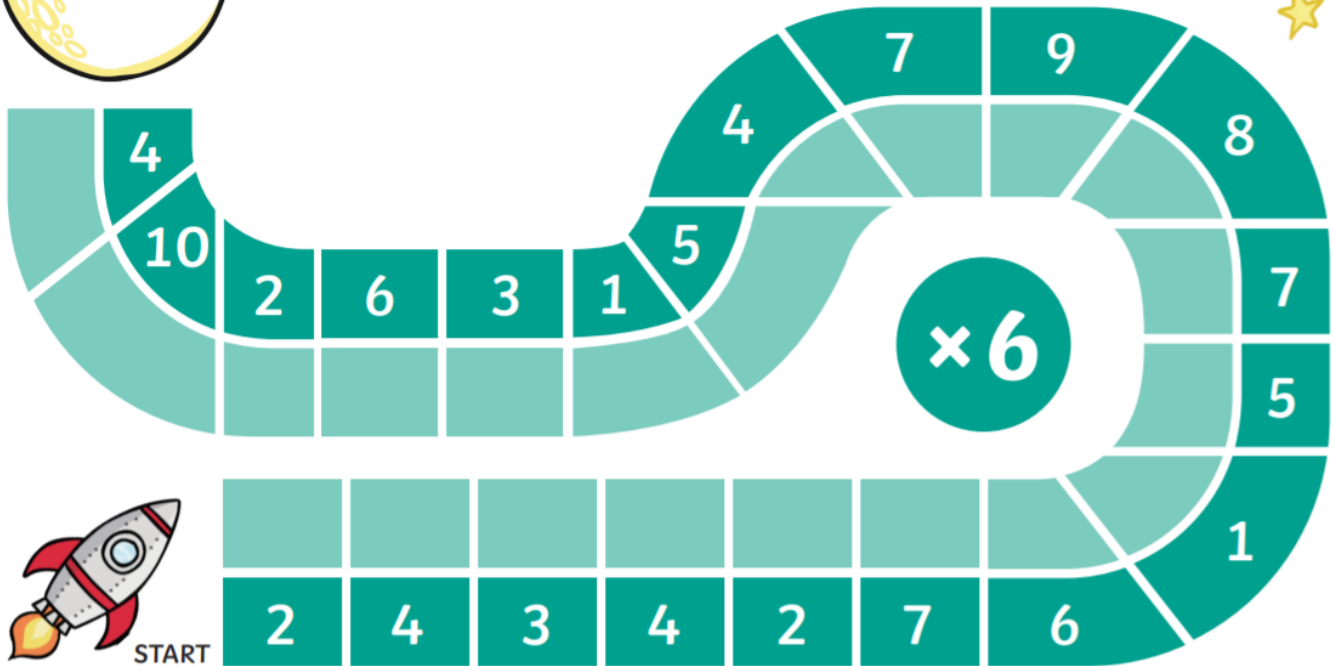
Take on the 30 second challenge

6 Times Table Space Race

Multiply the numbers on the track.

Write them down as you go around.

Use a timer to see how long it takes you to finish the race!



EXCELLENT



Revision: Patterns

Level 1: Repeating Patterns

Here is a pattern made out of fruit that repeats:



SCAN ME

Try the Patterns Quiz

<https://www.education.com/game/patterns-quiz/>

- 1 Look at this colour pattern made with cubes. What comes next? Write the letters on the blank cubes then colour them in.



B – Blue
R – Red
G – Green
Y – Yellow

- 2 Make your own colour pattern with these cubes using colours from the box above. You can colour them or just write the letter.



- 3 In these shape patterns, draw the missing shapes.



To work out what comes next, look out for the sequence of shapes that make up the rule.



THINK

Level 2: Pattern Rules

When we use number patterns in tables it can help us to predict what comes next. Look at the table below. Once we work out how the pattern works, we can predict the total number of feet for any amount of students.

This table shows us that when there is 1 child there are 2 feet.

When there are 2 children there are 4 feet and so on.

We can see that the rule for the pattern is to multiply the top row by 2 to get the bottom row each time.

Number of children	1	2	3	4	5	20
Number of feet	2	4	6	8	10	40

$\downarrow \times 2$

To find out how many feet 20 children would have, we don't need to extend the table, we can just apply the rule.

1 Try these number pattern tables.

At a party, one child receives 3 chocolates. Complete the table to show how many chocolates different numbers of students receive. Show how many 20 receive.

Number of children	1	2	3	4	5	20
Number of chocolates	3					

- 2 Alfred is a type of alien from the Planet Trampolon. The surface of Planet Trampolon is like walking on a trampoline. That is why Alfred and all his race of aliens need 3 legs – for extra balance. They also have 2 antennae and 4 fingers on each hand. Complete the number pattern tables to show the number of different body parts for different amounts of aliens.

a

Number of aliens	1	2	3	4	20
Number of antennae	2				

b

Number of aliens	1	2	3	4	20
Number of fingers on each hand	4				


c

Number of aliens	1	2	3	4	20
Number of legs	3				



Level 3:

Can you work out the missing term?



Level Brain Melt:

Can you work out the rule and the missing term?

Post your answer on [Seesaw](#) and the solution will be revealed in the afternoon.

2	11	20
4	9	32
7	8	49
4	10	?????

Patterns: Zoom Lesson 11:30am till 12pm

Success Criteria:

I can model, describe and record number patterns using diagrams



100 Number Square

1	2	3	4	5	6	7	8	9	10
11	12	13	14	15	16	17	18	19	20
21	22	23	24	25	26	27	28	29	30
31	32	33	34	35	36	37	38	39	40
41	42	43	44	45	46	47	48	49	50
51	52	53	54	55	56	57	58	59	60
61	62	63	64	65	66	67	68	69	70
71	72	73	74	75	76	77	78	79	80
81	82	83	84	85	86	87	88	89	90
91	92	93	94	95	96	97	98	99	100

100 Number Square

1	2	3	4	5	6	7	8	9	10
11	12	13	14	15	16	17	18	19	20
21	22	23	24	25	26	27	28	29	30
31	32	33	34	35	36	37	38	39	40
41	42	43	44	45	46	47	48	49	50
51	52	53	54	55	56	57	58	59	60
61	62	63	64	65	66	67	68	69	70
71	72	73	74	75	76	77	78	79	80
81	82	83	84	85	86	87	88	89	90
91	92	93	94	95	96	97	98	99	100

100 Number Square

1	2	3	4	5	6	7	8	9	10
11	12	13	14	15	16	17	18	19	20
21	22	23	24	25	26	27	28	29	30
31	32	33	34	35	36	37	38	39	40
41	42	43	44	45	46	47	48	49	50
51	52	53	54	55	56	57	58	59	60
61	62	63	64	65	66	67	68	69	70
71	72	73	74	75	76	77	78	79	80
81	82	83	84	85	86	87	88	89	90
91	92	93	94	95	96	97	98	99	100

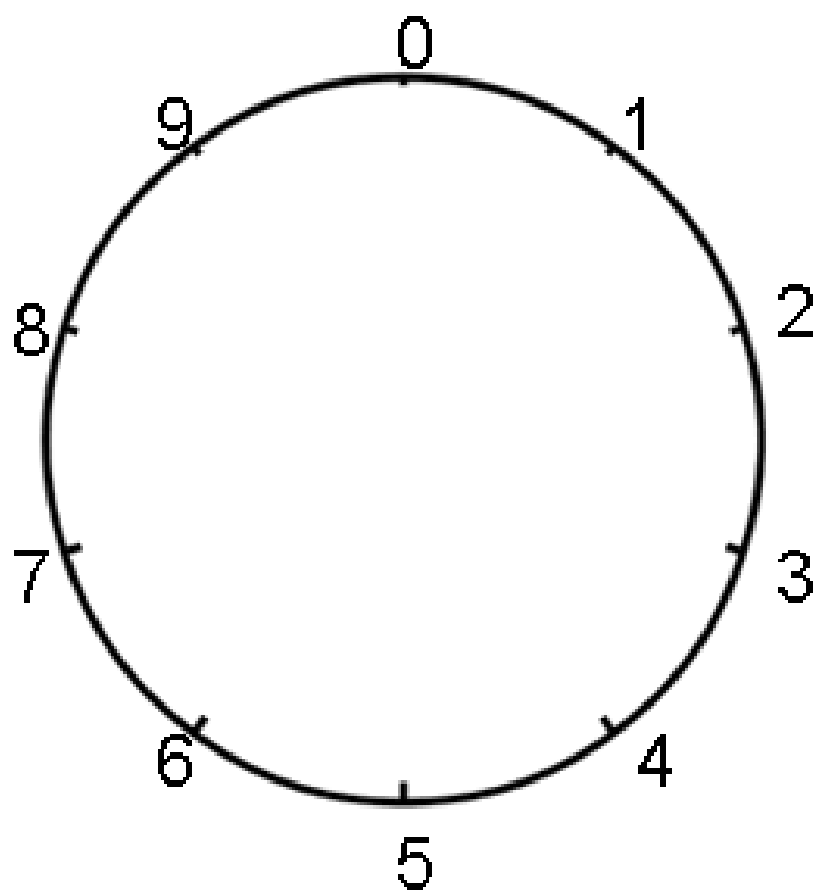
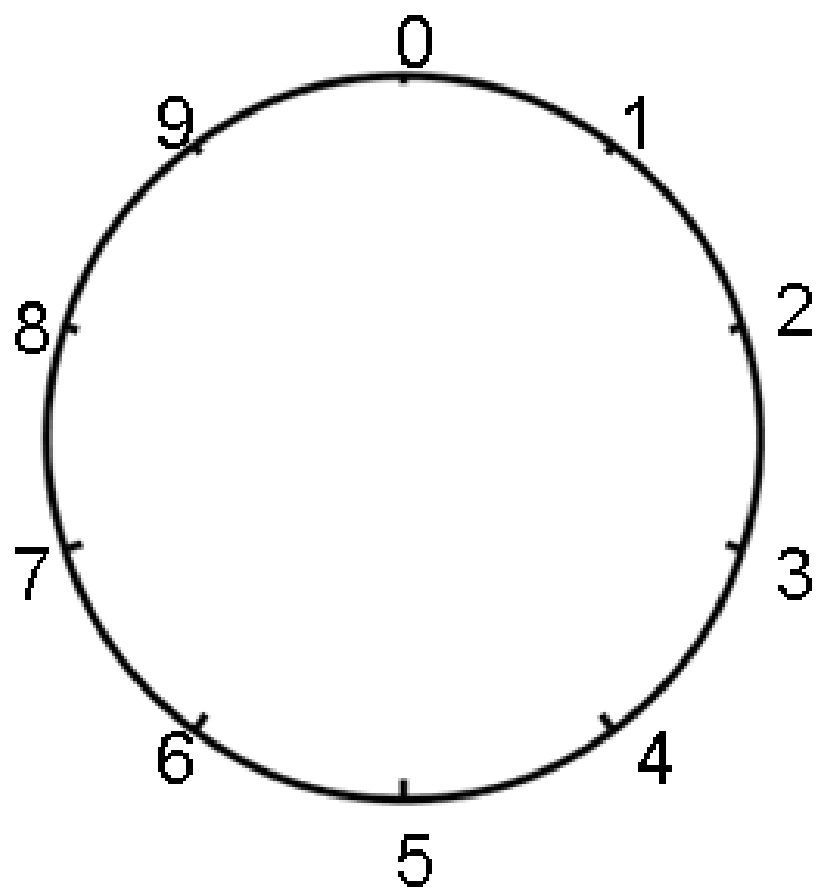
twinkl.co.uk

100 Number Square

1	2	3	4	5	6	7	8	9	10
11	12	13	14	15	16	17	18	19	20
21	22	23	24	25	26	27	28	29	30
31	32	33	34	35	36	37	38	39	40
41	42	43	44	45	46	47	48	49	50
51	52	53	54	55	56	57	58	59	60
61	62	63	64	65	66	67	68	69	70
71	72	73	74	75	76	77	78	79	80
81	82	83	84	85	86	87	88	89	90
91	92	93	94	95	96	97	98	99	100

twinkl.co.uk

Pattern Circles:



TUESDAY – Art

Miro Inspired Birds and Imaginative Creatures

Please post a photo of your artwork onto Seesaw so we can share with Mrs Plasto – she misses seeing your fabulous creations!

Look at the Joan Miro paintings below.



For this artwork you will need:

- Sticks from the garden
- Newspaper
- Masking tape
- Paint

Begin by scrunching up some newspaper into the approximate shape you like for the head of your creature. Tape this onto the stick and, using masking tape or more newspaper begin to mould features for your bird/creature. Stick these onto the newspaper and then wind masking tape around your shape until it is smooth. You will need to do this a few times.

Paint your creature and stick and add details.



WEDNESDAY - English

Spelling

ACCURATE

- Practise your spelling words and use a coloured pencil to show the focus sounds for this week.

For example: stir, were, word, heard, church

Remember to look, say, cover, write, check and correct each word.



Look



Say



Cover



Write



Check

My Words	Practise

- Optional:** Choose **one** activity to complete in the space below

<p>Illustrations Expert Draw a picture to match the meaning of each of your words.</p>	<p>Cartoon Connection Create a cartoon strip using as many spelling words as you can.</p>
<p>Fancy Fonts Write your spelling words using fancy letters.</p> <p><i>apple</i> keep arrive</p>	<p>Spelling Addition Vowels are worth 10 and consonants are worth 5. Write your words and then add the value of each letter in the word. E.g. cat 5+10+5 = 20</p>

- Optional: Write clues for your spelling words for a family member or friend to guess
For example: this word means the opposite of leave (arrive)

Reading

- **Read** one chapter of a book that you have at home. This activity can be completed at any time of the day.
- Complete one of the Epic Editing worksheets. Choose either Sheet A or Sheet B

Sheet A



Epic Editing – Worksheet

Name: _____

Date: _____

Text 15 – More Screen Time

Find the mistakes in this text. You will need to:

- find and fix 3 spelling mistakes
- add 3 capital letters
- add 2 full stops and 1 question mark.

my family has rooles about how much time we can spend on
our devices i think children should get more screen time. the
home would be more peaceful becaus everyone would be busy
doing there own thing Don't you agree

Write the text correctly on the lines below.



EDITING



Epic Editing – Worksheet

Name: _____

Date: _____

Text 15 – Owning a Pet

Correct the text using editing marks. There are 15 errors to find.



there are so many advantages to owning a pet

Owning a pet teach's children to be more responsible. All pets need to be fed many pets need to be bathed and groomed. Some need regular exercise.


Sometimes it can be hard for families to find a common hobby or an activity that they can do together caring for a pet can bring families closest together.

pets bring joy laughter into peoples lives.

Editing Marks

Capital letter 

End punctuation ○❗❓

Insert a word 

Change to lower case / I.C.

Take something out 07

Check spelling 

New paragraph

Write the text correctly on the lines below.

[illegible]

Writing

This week we are planning, writing, and recording our own podcast!

Learning Objective

- We are learning to write the body of my podcast

Success Criteria

- I can write an interesting body for my podcast 😊 😊 😊



There are three different ways to write the body for your podcast. They all follow a different structure:

- **Conversation**
Two or more people discussing a topic. Imagine a conversation between you and your friends about video games, sport or books.
- **One-on-one interview**
Two people. One person asking another person questions about a particular topic.
- **1 person telling a story**
You as a host telling a story about something you are passionate about e.g., the biggest fish you ever caught, instructing people on how to make choc chip cookies or telling a listener about the important features in Minecraft.

Your task:

1. Choose how you would like to structure your podcast.
2. Open your podcast planner and work through pages 6-12. You only need to choose one way to structure your podcast, so you do not need to write on all sheets.
Important: In a podcast you don't have to read word for word, so if you feel comfortable using dot points, you may.

6 Times Table Activities




Count in 6s and colour in the grid:

1	2	3	4	5	6	7	8	9	10	11	12
13	14	15	16	17	18	19	20	21	22	23	24
25	26	27	28	29	30	31	32	33	34	35	36
37	38	39	40	41	42	43	44	45	46	47	48
49	50	51	52	53	54	55	56	57	58	59	60
61	62	63	64	65	66	67	68	69	70	71	72
73	74	75	76	77	78	79	80	81	82	83	84
85	86	87	88	89	90	91	92	93	94	95	96
97	98	99	100	101	102	103	104	105	106	107	108
109	110	111	112	113	114	115	116	117	118	119	120
121	122	123	124	125	126	127	128	129	130	131	132
133	134	135	136	137	138	139	140	141	142	143	144

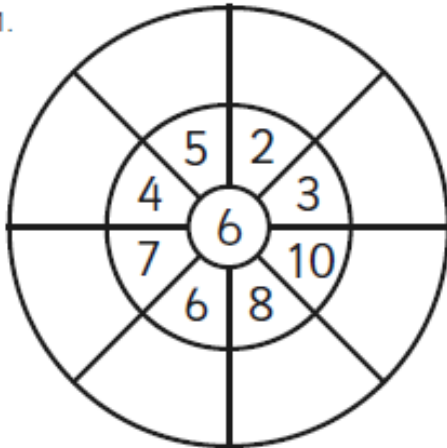
Work out these answers:

- a) $2 \times 6 =$ _____ d) $8 \times 6 =$ _____
 b) $12 \times 6 =$ _____ e) $7 \times 6 =$ _____
 c) $5 \times 6 =$ _____ f) $6 \times 6 =$ _____

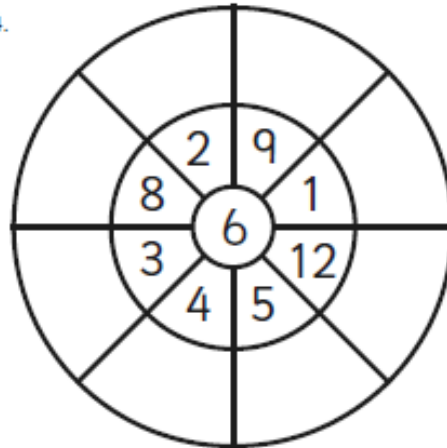
How many blocks are there?

- a)  _____ x _____ = _____
 b)  _____ x _____ = _____
 c)  _____ x _____ = _____

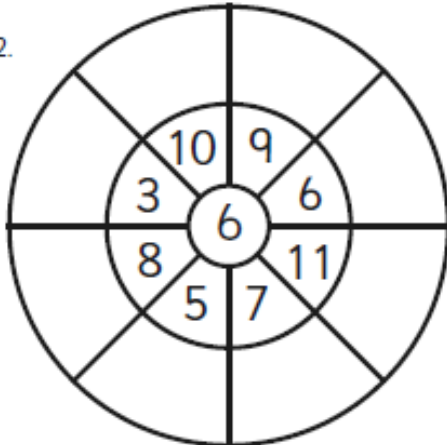
1.



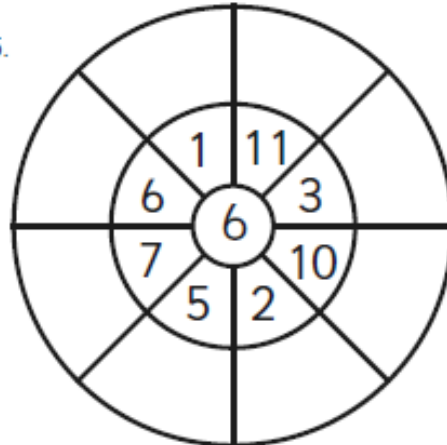
4.



2.



5.



Patterns Kahoot: Challenge

You can play as many times as you like, highest score in each class gets to choose a game to play during Zoom Time.



Game PIN: 09538760

https://kahoot.it/challenge/09538760?challenge-id=90e47ba5-1229-46cb-8960-f05451077e88_1630470236771



Patterns with odd and even numbers:



Watch the video to learn about patterns in odd and even numbers.

<https://www.khanacademy.org/math/cc-third-grade-math/arithmetic-patterns-and-problem-solving/imp-patterns-in-arithmetic/v/patterns-in-hundreds-chart>

Investigate this question by making estimates and then checking your guess by completing two different number problems for each operation.

Number Problem	Answer Estimation (Circle whether you think the answer will be an odd or even number)	Example	Odd or Even?	Was my guess correct?
Odd + Odd =	<input checked="" type="radio"/> Odd <input type="radio"/> Even	$7 + 3 = 10$	Even	No
Odd + Odd =	<input type="radio"/> Odd <input type="radio"/> Even			
Odd + Even =	<input type="radio"/> Odd <input type="radio"/> Even			
Odd + Even =	<input type="radio"/> Odd <input type="radio"/> Even			
Even + Even =	<input type="radio"/> Odd <input type="radio"/> Even			
Even + Even =	<input type="radio"/> Odd <input type="radio"/> Even			
Odd - Odd =	<input type="radio"/> Odd <input type="radio"/> Even			
Odd - Odd =	<input type="radio"/> Odd <input type="radio"/> Even			
Odd - Even =	<input type="radio"/> Odd <input type="radio"/> Even			
Odd - Even =	<input type="radio"/> Odd <input type="radio"/> Even			
Even - Even =	<input type="radio"/> Odd <input type="radio"/> Even			

Even - Even =	Odd Even			
Odd × Odd =	Odd Even			
Odd × Odd =	Odd Even			
Odd × Even =	Odd Even			
Odd × Even =	Odd Even			
Even × Even =	Odd Even			
Even × Even =	Odd Even			
Odd ÷ Odd =	Odd Even			
Odd ÷ Odd =	Odd Even			
Odd ÷ Even =	Odd Even			
Odd ÷ Even =	Odd Even			
Even ÷ Even =	Odd Even			
Even ÷ Even =	Odd Even			

Challenge Question:

Each of these kids wrote the first 3 numbers of a skip counting pattern of 6, starting at different numbers. Each kid's sequence goes down the column. Imagine the sequence continues.

Mel	Brianna	Brad	Gen	Jo	Kate
1	2	3	4	5	6
7	8	9	10	11	12
13	14	15	16	17	18

- a** Who had the number 42 in their column? _____
- b** Who had the number 50 in their column? _____

Colour in the pottery design utilising your knowledge of patterns

Native American Patterns

This pattern was used in the bottom of a pottery serving bowl
in the Acoma Pueblo in New Mexico.

These were sometimes colorful, but mostly in muted earth tones.



WEDNESDAY – Wellbeing Time

Use this time to focus on your wellbeing.



WELLBEING



Choose an activity from the ideas below or think of something that you enjoy doing.

Try to choose an activity that is away from the screen to give your eyes a rest.

Feel free to share your choice of wellbeing with a post on Seesaw!

6 Hold a photo session. Use a camera or a mobile phone to take some snaps. What will you photograph? Your pets or toys perhaps?

7 Build a reading den. Find somewhere cosy, snuggle up and read your favourite book!



8 Use an old sock to create a puppet. Can you put on a puppet show for someone?



9 Make a list of all the electrical items in each room of your home. Can you come up with any ideas to use less electricity?

10 Design and make a homemade board game and play it with your family.



6 Make some jewellery. Use anything you can find around the house. Strips of wrapping paper or rolled up magazines make great beads!

7 Paper aeroplane challenge! Make a paper aeroplane and see how far you can fly it! Can you make a target and try to aim for it?

8 Fingerprint art! Use only your fingertips and paint to create a picture.




9 Make a bookmark to use when you're reading.



10 Make some wild art using sticks, leaves, flowers and anything else you can find outdoors.



6 Create a recipe for a superhero. What do you need to mix together and how would you do it?



7 Make a model of your favourite pizza. Use bits you find around the house. What toppings will you include? Bottle top pepperoni perhaps?

8 Write a song or rap about your favourite food OR about your least favourite food.



9 Draw a picture of the best dessert you can possibly imagine!



10 What do you need to make a healthy human? Draw a diagram to explain.



R U OK? Day

is on Thursday 9th September (tomorrow)

It is a day to ask your friends, family and classmates if they are ok?

Remember these 4 steps to starting a conversation



1. Ask R U OK?



2. Listen



3. Encourage action



4. Check in

For more information and tips
ruk.org.au

R U OK?
A conversation could change a life.

What makes a good friend?

Draw a picture of yourself being a good friend.



Appendix A

R U OK? at school

"I'm not OK" worksheet



Circle what you would do if your friend was not OK.



Make fun of them



Ask them to play games with you



Run away



Tell a teacher



Listen to them



Ask them to sit with you



Tell a parent



Tell them you care about them



Use your quiet voice



Talk to them somewhere really noisy



Appendix H

R U OK? at school

R U OK? Day

A matrix to help students and families celebrate R U OK? Day on September 9th no matter where they are!

This an Empowering Learning Together Resource

<p>Create a FlipGrid Video telling some jokes. Send it to a family member or friend to make them smile!</p>	<p>Draw a mindmap of your support network and people you can go to for support.</p>	<p>Make a poster to promote R U OK? Day. Put it up somewhere so others can see it.</p>	<p>Draw a chalk drawing on your driveway or nearby footpath to brighten up someone else's day!</p>
	<p>Make a Warm Fuzzies jar. Decorate the jar and add pieces of paper with things you love about each family member or your class mates.</p>	<p>Interview a grown up about R U OK? Day. Ask them for some ideas of what you could say to a friend who was not feeling ok.</p>	<p>Learn some <u>breathing exercises</u> to help you relax when you are feeling upset or worried.</p>
<p>Do some yoga with Cosmic Kids. Create some of your own moves.</p>	<p>Create a space just for you. Add your favourite books, activities, colouring in or drawing materials you like to explore and create with.</p>	<p>Create a 'happy dance' to your favourite song. Video it and share it with your teacher or a family member who lives far away.</p>	<p>Make some positive affirmation cards. I am grateful for... I am proud of... I feel calm when... My smile is...</p>
<p>Make a care package with a card, craft and/or little gift to give to a friend or family member to show you are thinking of them.</p>	<p>Take a walk in nature and collect some items that make you happy. Create a sensory nature table at home and add to it each day.</p>	<p>Cut out some pictures from a magazine and create a collage showing different emotions you have experienced.</p>	<p>Make a life size 'hug' and send it to someone special.</p> 

THURSDAY - English

Spelling

- Practise your spelling words and write them 5 times in different colours.

Remember to look, say, cover, write, check and correct each word.

literacy



Look



Say



Cover



Write



Check

- Optional:** Choose **one** activity to complete in the space below

My Words	Practise

Spelling Fitness

Practise your spelling words whilst completing some physical activity e.g. bouncing a ball, hula hooping, skipping.

Working Out Words

Group your spelling words into noun, adjectives, verbs, adverbs.

Rap Your Words

Create a rap or song which includes as many words as possible.

Spelling Addition

Write a silly story using as many spelling words as you can.

- Optional: In preparation for tomorrow's spelling test, ask a family member to test you.

Reading

- **Read** one chapter of a book that you have at home. This activity can be completed at any time of the day.
- **Draw and describe**
 1. Close your eyes and draw 4 squiggles and/or shapes below.
 2. Then, open your eyes, and create a picture from what you have drawn.
 3. Afterwards, write a short paragraph/story that incorporates your picture.

Writing

This week we are learning about the key features and purpose of a podcast!

By the end of next week, you will have written and recorded your own podcast!

Learning Objective

- We are learning to write a conclusion/ outro for my podcast

Success Criteria

- I can write a conclusion/ outro for my podcast 😊 😊 😊

The **final minute of your podcasts is important** to create a lasting impression on your listener.

You might have done a great job with the podcast introduction and the main body, but if the show ends poorly people will be left feeling disappointed.

The job of the outro/conclusion is to thank the listener for listening and remind them of any important points you spoke about.

It's also the part where you can ask for something in return. If someone has stayed to the end, they've probably enjoyed the episode you've put together for them, so they might be willing to respond to your request for something like a rating or review.

Example outro/conclusion:

Thanks for listening to _____ with your hosts, _____ and _____! We hope you enjoyed _____.
Join us next week when we'll be _____.
As always you can head over to _____.com or like my podcast, as well as check out all the links and resources in the show notes. That's all for this episode folks, see you next time!

Your task:

1. Open your podcast planner and work through page 13.
2. Once you have written your conclusion/outro read through your podcast notes that you have written over the week.
3. Tomorrow you will be recording your podcast, so make sure you are happy with your content.





Solve the problems by filling in the empty boxes.

$$\begin{array}{r} 6 \\ \times 1 \\ \hline \end{array}$$

6

$$\begin{array}{r} 6 \\ \times 2 \\ \hline \end{array}$$

$$\begin{array}{r} 6 \\ \times 3 \\ \hline \end{array}$$

$$\begin{array}{r} 6 \\ \times 4 \\ \hline \end{array}$$

$$\begin{array}{r} 6 \\ \times 5 \\ \hline \end{array}$$

$$\begin{array}{r} 6 \\ \times 6 \\ \hline \end{array}$$

$$\begin{array}{r} 6 \\ \times 7 \\ \hline \end{array}$$

$$\begin{array}{r} 6 \\ \times 8 \\ \hline \end{array}$$

$$\begin{array}{r} 6 \\ \times 9 \\ \hline \end{array}$$

$$\begin{array}{r} 6 \\ \times 10 \\ \hline \end{array}$$

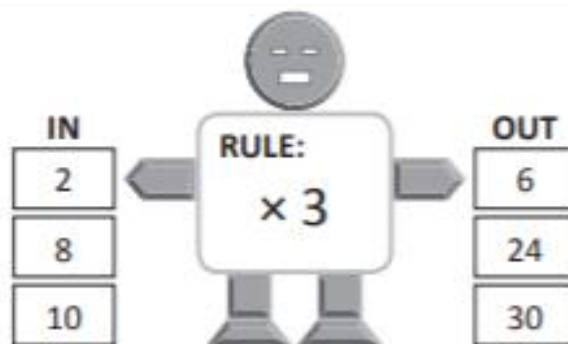
$$\begin{array}{r} 6 \\ \times 11 \\ \hline \end{array}$$

$$\begin{array}{r} 6 \\ \times 12 \\ \hline \end{array}$$

Revision: Patterns

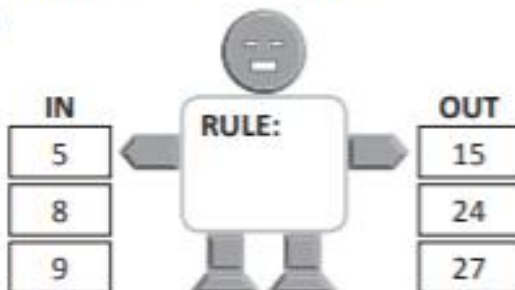
Level 1: Predicting Growing Patterns

This is a function machine.
Numbers go in, have the rule applied, and come out again.

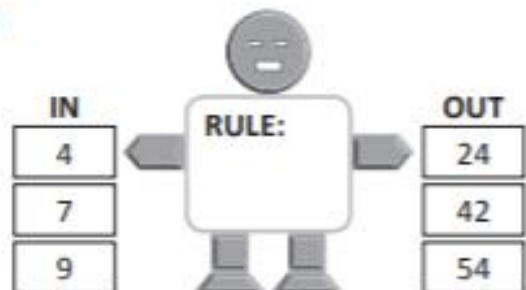


- 1 Look carefully at the numbers going *in* these function machines and the numbers coming out. What is the rule?

a




b

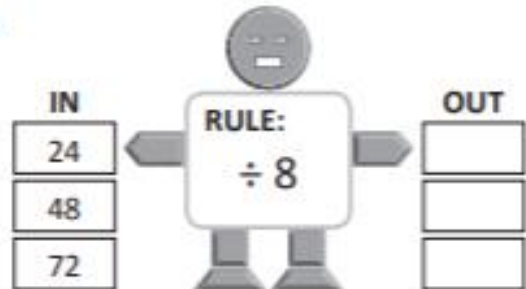


- 2 What numbers will come *out* of these function machines?

a

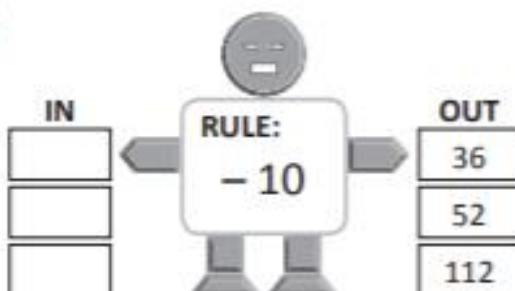


b

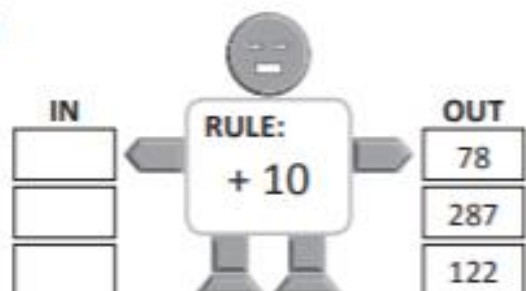


- 3 What numbers go *in* to these number function machines?

a



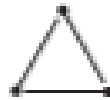
b



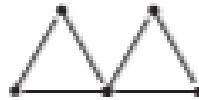
Level 2: Predicting Growing Patterns

Number patterns in tables can help us with problems like this. Mia is making this sequence of shapes with matchsticks and wants to know how many she will need for 10 shapes.

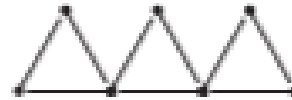
Shape 1



Shape 2



Shape 3



Shape number	1	2	3	4	5	10
Number of matchsticks	3	6	9	12	15	30

↓ × 3

To find out how many matchsticks are needed for 10 triangles, we don't need to extend the table, we can just apply the function rule:

$$\text{Number of matchsticks} = \text{Shape number} \times 3$$

- 1 Complete the table for each sequence of matchstick shapes and find the number of matchsticks needed for the 10th shape.

a Shape 1



Shape 2




Shape 3



Shape number	1	2	3	4	5	10
Number of matchsticks	4					


b Shape 1



Shape 2

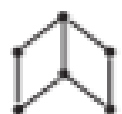


Shape 3



Shape number	1	2	3	4	5	10
Number of matchsticks	6					

c Shape 1



Shape 2



Shape 3



Shape number	1	2	3	4	5	10
Number of matchsticks	7					

Level 3: Prediction Growing Patterns with Multiple Rules

Function rules with 2 operations are easy to work out when we look at how they are linked to the multiplication tables.

Position of number	1	2	3	4	5
2 times table + 3	2 + 3	4 + 3	6 + 3	8 + 3	10 + 3
Number pattern	5	7	9	11	13
Function rule	Multiply by 2 and then add 3				

This table shows that the number pattern is the same as the 2 times table with 3 added to each answer.

2 Complete each table to show how function rules with 2 operations can be linked to multiplication tables.

a

Position of number	1	2	3	4	5
3 times table + _____	3 + _____	6 + _____	9 + _____	12 + _____	15 + _____
Number pattern	7	10	13	16	19
Function rule	Multiply by 3 and then add _____				

b

Position of number	1	2	3	4	5
6 times table + _____	6 + _____	12 + _____	18 + _____	24 + _____	30 + _____
Number pattern	8	14	20	26	32
Function rule	Multiply by 6 and then add _____				

c

Position of number	1	2	3	4	5
_____ times table + _____					
Number pattern	11	19	27	35	43
Function rule					

3 Complete this table to show the 4 times tables with 2 added.

a



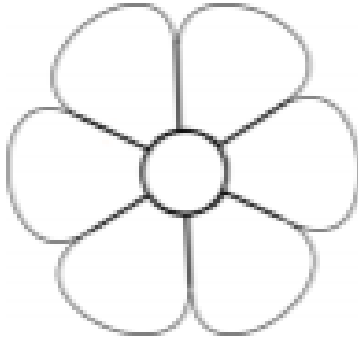
Position of number	1	2	3	4	5
4 times table + 2					
Number pattern					
Function rule					

b What would the number in the 20th position be? _____

Creating Patterns

Success Criteria

I can model, describe and then record number patterns using diagrams, or symbols



THURSDAY – PDHPE

Lesson 9 – All Systems Go!

Last week we learnt about the Musculoskeletal System. Remember it's made up of the bones of the skeleton, muscles, cartilage, tendons, ligaments, joints, and other connective tissue that supports and binds tissues and organs together.

Today we are going to take a closer look at the skeleton.

Activity 1 – Making a moving Skeleton

Have a go at making a moving skeleton. See next page. Remember to cut very carefully around the shape. Overlap the circles of the limbs on top of each other and use split pins to secure the limbs to give them their bendability.

Fun Fact – One quarter of your bones are in your feet!!

Activity 2 – Research the following questions

1. How many bones are in the human body?

2. Which human bone is most often broken?

Activity 3 – Fill in the blanks

Use the words below to fill in the blank spaces.

femur

ribs

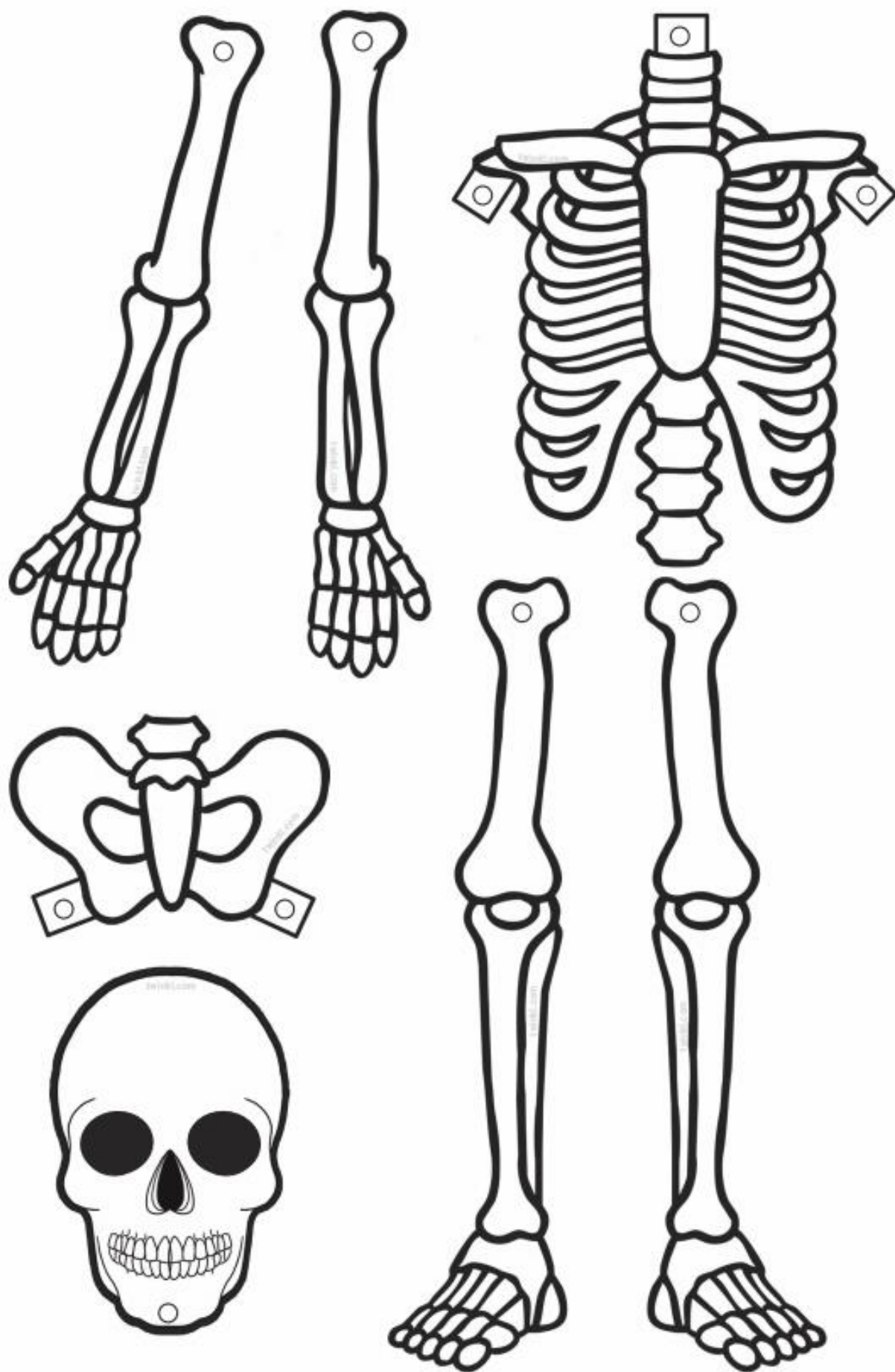
cranium

phalanges

pelvis

What Bone Am I?

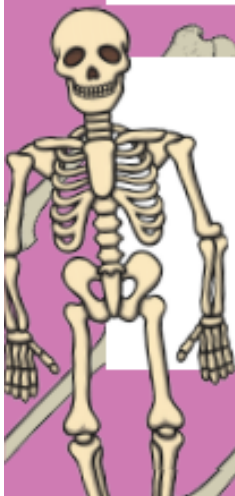
1. There are 12 pairs of this type of bone. They form a cage to protect the heart and lungs. I am the _____.
2. This bone protects the brain from getting damaged. I am the _____.
3. This bone is large and is a frame protecting the kidneys. The bones in the legs are also attached to this bone. I am the _____.
4. I am made up of lots of smaller bones. I help you to pick things up.
I am the _____.
5. I am the largest bone in the body. I am in the leg. I am the _____.



- This page has been left intentionally blank -

Human Skeleton

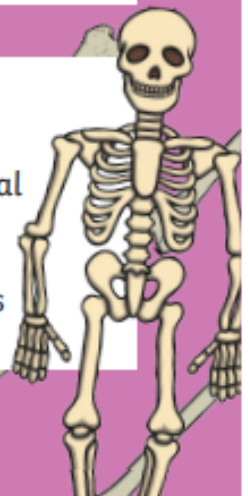
p p j u s h u m e r u s
 h a t i n f r s k u l l
 y t t x t i t i o y d z
 d e q o v b l i b a t j
 p l f y e u a w b s s k
 e l n g r l z x j i c y
 l a m e t a c a r p a l
 v o s b e x j h k f p p
 i o s s b a y s u e u f
 s z y m r q t c a m l v
 b u l n a j l j n u a l
 j i t x e t x w o r m o



Femur
 Tibia
 Skull
 Pelvis

Patella
 Ribs
 Vertebrae
 Scapula

Fibula
 Metacarpal
 Ulna
 humerus



Answers for Activity 2 and 3 (in order)

206 bones in the human body. The Clavicle or collarbone is the most often bone broken in the body. Ribs, Cranium, pelvis, phalanges, femur.

Activity 5 – PE Session

Design your own workout

Choose from the table of exercises below and put together your own workout.

Star Jumps	Burpees	Mountain climbers	Lateral slides
High knees	Push ups / Push Downs	Wall sit hold	Plank
Squats	Forward Lunges	Sit-ups	Broad jumps

Complete a circuit where you will do each exercise for 30 seconds with a 30 second rest between each exercise.

Round 1

Exercise 1 _____

Exercise 2 _____

Exercise 3 _____

Round 2

Exercise 1 _____

Exercise 2 _____

Exercise 3 _____

Round 3

Exercise 1 _____

Exercise 2 _____

Exercise 3 _____

You will need a safe spot to exercise, enclosed shoes a stopwatch and a drink bottle.

Make sure you spend time warming up doing each of the exercises you have chosen slowly and stretch before you start your own designer workout.

An example of a warm-up could include spiderman stretches, squats, lunges, slow push-downs, light jog or skipping on the spot.



FRIDAY - English

Spelling

- Ask a family member to test you on your spelling words. Don't forget to mark your attempts and work out your score.

My Words	Mark
appear	x
keep	√
Score: ____ / ____	

- Complete the Extension Word Find-a-Word. Words are taken from the Year 3 and Year 4 Extension Lists.

M I K O O K A B U R R A H N B N O I H S U C W
M F L E H S U B D P W N N E R E Z O D L L U B
H E I K O O R U U U D E O D O O T E S R I W L
C L O O W S B M A L R I I O O S Y S S O R H A
H I C V R H Y Y O L I G L O K C L O U O E O R
N K U A E B T K L E F H L T X N I O G K Z O R
I C S S I U N C I Y T B U S W D K L A E O S U
T H H E R T E O K F W O B R O O E T R R D H B
E I I V U C M L E R O U D E O O L O O Y L H A
L L O L O H L L L E O R G D L T I O O A L T K
L D N O C E I U I H D H N N L S H F K M U A O
U H F W K R F B H C R O I U E R O J C B B P O
B O F L O W L P O T A O D W N E O I U U K T K
J O R O Y Q U M O U G D D D I D D F C S E O I
E D U X Z C F K D B U F U Q M N I U J H D O D
Z R N I T E L L U B S S P I B U L L O C K F J

Find the following words in the puzzle.


Words are hidden and .

AMBUSH
BROOK
BULLDOZER
BULLET
BULLETIN
BULLION
BULLOCK
BULLOCKY

BUSHEL
BUTCHER
CHILDHOOD
COURIER
CUCKOO
CUSHION
DRIFTWOOD
FOOTLOOSE

FOOTPATH
FULFILMENT
KOOKABURRA
LAMBSWOOL
LIKELIHOOD
NEIGHBOURHOOD
PUDDING
PULLEY

ROOKERY
ROOKIE
SUGAR
UNDERSTOOD
WHOOSH
WOLF
WOLVES
WOOLLEN



Reading

- **Read** one chapter of a book that you have at home. This activity can be completed at any time of the day.

Choose your own adventure!

Using the book you are reading at the moment, choose an activity that you would like to complete! Have fun ☺

Design a bookmark about the book you are reading. Include the title, author and some important information. Decorate it with pictures and drawings.


Write a newspaper article about a topic from the text. It could be funny or serious.

Act out a section of the text – do what the character would be doing or write a short script with the characters from the text.

Design a new front cover for the book you are reading. Make it visually appealing and related to the text.

Use your own paper or the following page to complete your activity.





Writing


Now that you know the main elements of a podcast and have compared different types, it is time to start working on creating your own.

Learning Objective

- We are learning to record and publish a podcast

Success Criteria

- I have read over my podcast prior to recording 😊 😊 😊
- I have recoded my podcast using a clear voice and expression 😊 😊 😊
- I have ticked the review section and uploaded a copy along with my podcast to Seesaw 😊 😊 😊



Today you will record your podcast episode using Seesaw and the script you have written this week!

Your task:

VOICE - PRACTICE

Materials:

- Quiet spot with no background noise
- Device with a recording app/program
- Working microphone
- Headphones (optional)

THINK: How do I want my voice to sound when I record it? Do I want to speak loud or speak softly? How can I clear the mood for my podcast (e.g., exciting, calm, relaxed, funny)?

Record yourself. Say your name, age and one thing you like about yourself in 3 different ways. Listen to each way. This will help you hear what you sound like and what you sound like when you talk. You can also record yourself on having a conversation or ask questions (depending on your structure).

What did you like about your voice? What do you need to improve?

VOICE RECORDING

You will now be recording your podcast episode. Before you start recording make sure you:

- Are in a quiet spot with no background noise
- Have a device with a working microphone
- Have a podcast recording app or program
- Have your script ready
- Have any other people who will be speaking in your podcast (optional)

TIPS

Your voice is important to your podcast so sound natural. Sound how you would if you were talking to a friend.

Remember no one is watching you.
















Use your script to guide your talking.

1. First and most importantly, **read through your script**. Make sure you are happy with your content and that you are aware of what you have to say.
2. Complete the **Voice-Practice activities** on pages 14 and 15 of your **Podcast Planner**.
3. **Record your podcast episode on Seesaw using the microphone function**. It should be no longer than 5 minutes.
4. **Re listen to your podcast** to make sure you are happy.
5. **Review** your podcast using the review sheet and attach a photo to your Seesaw post.

Counting in 6s Spring Maze

Help the rabbit find the path through the maze to the carrots by counting on in sixes from zero.



0	12	18	24	30	18	12
6		24		24		18
12	18	24	30	36	30	24
66		42		42		36
90	84	72	66	60	54	48
96		78		78		60
102	96	84	90	96	78	66
108		96		102		84
120	114	108	102	108	114	120
108		114		102		126
114	126	120	126	120	114	108



Problem Solving

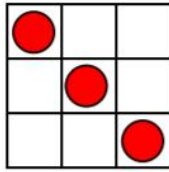
Level 1:

Puzzle time



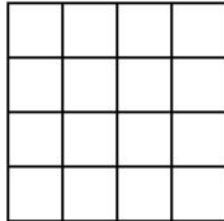
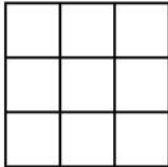
Not three in a line!

This 3 x 3 square has three counters in it in a row.



But what I want to know is how many counters you can place without getting three in a row! You can have one or two in a row but not three!

And then...how many counters can you put in a 4 x 4 square without getting three in a row!



Level 2:

Puzzle time

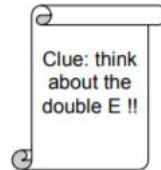


Ten tents

A little bit of logical thinking needed for this one, I think!

Each letter is worth a number of points. The points are added up to make the total for the word.

Try to work out the number of points for each letter and then find the value of the last word.



TEE = 4

TEN = 6

NEST = 10

TENTS = ?



How many points would TENTS get?



Level 3:

Puzzle time



20 Golden rings



King Ratticus was coming up to his 20th birthday. He decided he wanted a special treat so he called for Goldie, his goldsmith, who could make anything out of gold.

"Goldie, I want you to make me 20 gold rings, one for each year of my life, to fit on my fingers and toes. Oh, and by the way, see Queen Ratticus for payment."

Goldie went away and made the 20 gold rings. He then went to see the Queen for payment.

"Well, Goldie, they are excellent, but how much will they cost?" asked the Queen.

"My dear Queen, they are not cheap!" said Goldie, "they are one million pounds in all....or you could pay £1 for the first ring, £2 for the second, £4 for the third, £8 for the fourth and so on, doubling the cost for each ring."

"I can't afford a million pounds," said the queen, "so I will pay by the second way, it will be much cheaper!"

Was she right ?

Did she save money or not?



How much did it cost her?


Designing Patterns

I can create my own repeating pattern



“A repeated form or design that is used to decorate something.”







Put on your favourite music and spend the afternoon completing some fun activities

Under the Lights Multiplication Mosaic

Solve the multiplication problems to reveal the hidden picture. Each answer has a special colour.

0 - 10 = black 11 - 20 = red 21 - 30 = orange 31 - 40 = yellow

41 - 60 = green 61 - 80 = blue 81 - 100 = purple >100 = pink

3 × 6	2 × 6	4 × 7	2 × 11	5 × 6	4 × 9	1 × 9	9 × 4	10 × 6	5 × 11	7 × 7
2 × 7	11 × 2	3 × 9	3 × 8	5 × 8	6 × 1	6 × 6	1 × 7	8 × 6	5 × 9	9 × 8
3 × 8	4 × 7	4 × 10	3 × 12	6 × 6	3 × 2	6 × 7	4 × 1	8 × 8	6 × 11	11 × 6
2 × 11	8 × 4	6 × 6	4 × 9	7 × 7	5 × 1	5 × 2	10 × 7	7 × 9	12 × 6	9 × 9
6 × 6	4 × 10	7 × 5	11 × 4	9 × 1	2 × 2	8 × 8	9 × 7	7 × 11	8 × 12	12 × 7
5 × 7	6 × 6	7 × 7	1 × 10	12 × 4	3 × 3	10 × 7	7 × 9	11 × 9	9 × 11	12 × 8
4 × 9	5 × 9	1 × 7	5 × 12	8 × 8	1 × 6	3 × 1	12 × 8	7 × 12	9 × 10	10 × 12
5 × 12	10 × 6	2 × 4	9 × 7	1 × 6	3 × 3	12 × 8	1 × 7	10 × 10	11 × 12	9 × 12
12 × 4	11 × 5	1 × 4	10 × 7	8 × 9	5 × 2	10 × 10	2 × 4	11 × 11	12 × 11	12 × 9
9 × 5	10 × 7	8 × 8	4 × 2	7 × 1	1 × 6	10 × 1	9 × 12	12 × 9	12 × 10	2 × 6
7 × 11	8 × 8	6 × 11	10 × 10	9 × 9	5 × 2	11 × 12	11 × 11	10 × 11	7 × 2	2 × 7
10 × 7	9 × 8	12 × 7	4 × 2	12 × 8	1 × 5	12 × 9	12 × 9	5 × 3	3 × 6	2 × 6
12 × 6	10 × 10	1 × 6	1 × 1	3 × 2	2 × 5	9 × 12	5 × 3	2 × 10	5 × 3	4 × 6
8 × 12	11 × 9	8 × 12	3 × 2	1 × 9	11 × 11	3 × 6	2 × 6	5 × 3	5 × 6	5 × 5

Healthy Eating Code Breaker

Solve the calculations using the code below and find answers to the questions about healthy eating.

A	B	C	D	E	F	G	H	I	J	K	L	M
1	2	3	4	5	6	7	8	9	10	11	12	13
N	O	P	Q	R	S	T	U	V	W	X	Y	Z
14	15	16	17	18	19	20	21	22	23	24	25	26

1. The food a person or animal eats is its...
4. Sweets, cakes and fizzy drinks can contain high levels of which ingredient?

Answer	Letter
$\frac{1}{2}$ of 8	
$\frac{1}{2}$ of 18	
$\frac{1}{2}$ of 10	
Double 10	

Answer	Letter
30 - 11	
15 + 6	
48 - 41	
40 - 39	
30 - 12	

2. Milk, cheese and yoghurts are in which food group?

Answer	Letter
2×2	
$4 \div 4$	
$18 \div 2$	
6×3	
5×5	

5. An animal that feeds mostly on meat is known as a

Answer	Letter
$\frac{1}{4}$ of 12	
$\frac{1}{2}$ of 2	
Double 9	
Double 7	
$\frac{1}{3}$ of 27	
Double 11	
$\frac{3}{4}$ of 20	
$\frac{3}{4}$ of 24	
$\frac{1}{5}$ of 25	

3. How many portions of fruit and vegetables should you eat every day, at least?

Answer	Letter
24 - 18	
20 - 11	
30 - 8	
17 - 12	

Other ideas....

create a scavenger hunt for someone in your family to complete

create your own code breaker

invent a new game

create an obstacle course and time yourself completing it

help someone with a job around the house

create a word search or crossword based on a topic that you lots about

free choice! – find an activity away from a screen to enjoy

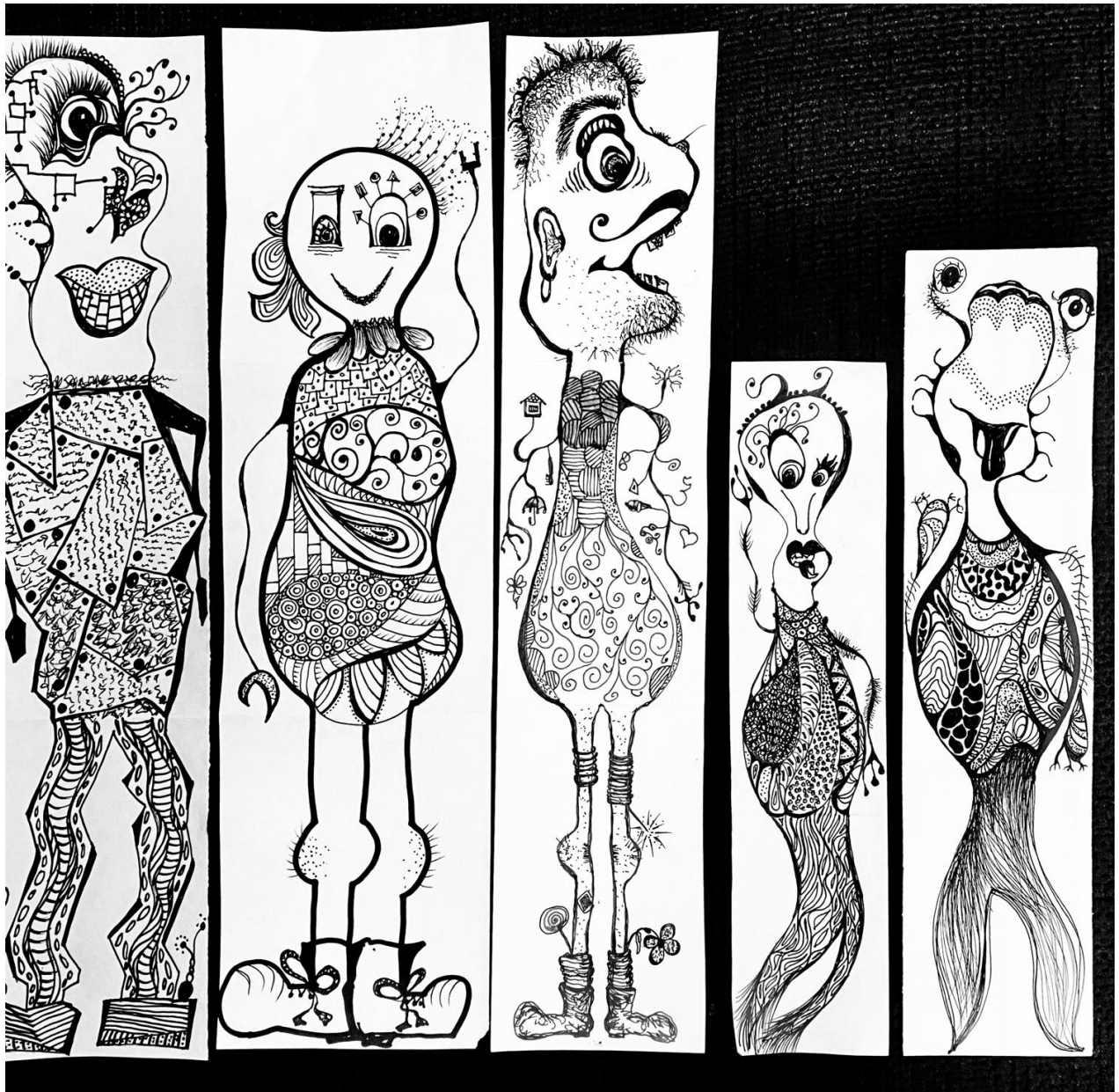
CODE
BREAKER



EXQUISITE CORPSE – DRAWING GAME

Exquisite Corpse is a drawing game that was first played in the palours of Paris by Surrealist artists including Marcel Duchamp, Yves Tanguy and Andre Breton almost 100 years ago.

Here are some of my Exquisite Corpses, I can't wait to see yours.



I have created a YouTube clip to give you some instruction on how to begin.

https://www.youtube.com/watch?v=oEMEe_alZsw



The Wacky Professor's Treasure – Riddle

The Wacky Professor's Treasure – Riddle

Greetings friends, I'm sad to say, you won't get to my treasure,
It's locked away behind a code for safety and good measure.

But if you crack the clues below, perhaps you'll have some luck,
So read each very carefully, and try not to get stuck.

The word search hides word number one, and I hope you have
concluded,
That the word you'll need to start the code is the one that's been
excluded.

A doing word comes next in line, like 'walk', or 'run' or 'play',
The verb you need is one we do at least three times a day.

The third word had been scrambled up, but now it's nice and neat.
You'll need to pick the noun from there that's something you can
eat.

The homophones are next in line, so work without delay,
It's time to find the number 'four', written a new way.

The set of keypad digits are protecting the
last word,
If you think you can crack this code, that's
utterly absurd!



teachstarter

The Wacky Professor's Treasure – Word Search

Find the words below, in their contraction form,
in the word search table.

k	n	i	j	e	y	f	o	d	'
z	s	h	e	'	l	l	a	i	'
t	w	'	g	h	f	'	q	d	p
'	m	e	'	d	p	n	g	n	a
n	s	h	o	u	l	d	n	'	t
o	x	d	w	a	s	n	'	t	i
d	j	c	o	v	r	u	m	o	h
l	'	q	n	w	e	'	l	l	b
'	h	e	'	s	b	r	'	c	'
k	s	'	t	h	a	t	'	s	t

was not
did not
will not
should not
we are

do not
she will
that is
we will
he is

teachstarter

The Wacky Professor's Treasure – Tense Table

Fill in the missing words on the table below.

Past (already done)	Present (doing now)	Future (will do)
walked		
		will look
		will eat
	sleeping	
ran		
		will sit
	driving	

teachstarter

The Wacky Professor's Treasure – Word Scramble

Unscramble the nouns below.
The first letter of each word is in bold.

oubacpdr - _____

eoctrso - _____

piegtsaht - _____

lbeaurml - _____

eoprtcmu - _____

teachstarter

Write a homophone for each of the words below.

cent - _____

write - _____

flower - _____

four - _____

sail - _____

mail - _____

pear - _____

see - _____



Work out what word is being used as the security code by using the letters associated with the numbers on the keyboard.

Clue: meal

3 4 6 6 3 7



d i n e r
3 4 6 6 3 7

cent - *cent/sent*
write - *right/rite*
flower - *flour*
four - *for*
sail - *sale*
mail - *male*
pear - *pair*
see - *sea*

cupboard - *cupboard*
scooter - *scooter*
spaghetti - *spaghetti*
umbrella - *umbrella*
computer - *computer*

Past	(already done)	walked	looked	ate	slept	ran	sat	drove
Present	(doing now)	walking	looking	eating	sleeping	running	sitting	driving
Future	(will do)	will walk	will look	will eat	will sleep	will run	will sit	will drive

Answers

The Wacky Professor's Treasure – Answers



was not
did not
will not
should not
we will
he is

k	s	,	t	h	a	t	,	s	t
,	h	e	,	s	b	r	,	c	,
l	,	q	n	w	e	,	l	l	b
d	j	c	o	v	r	u	m	o	h
o	x	d	w	a	s	n	,	t	!
n	s	h	o	u	l	d	n	,	t
,	m	e	,	d	p	n	g	n	a
t	w	,	g	h	f	,	q	d	p
z	s	h	e	,	l	l	a	!	,
k	n	!	j	e	y	f	o	d	,

Answers

Riddle Answer - We're eating spaghetti for dinner.

The Wacky Professor's Treasure – Answers



Here are some links to activities to give your brain a break and move your body!

<https://www.youtube.com/watch?v=LaB9c3kQkfU>



SCAN ME

<https://youtu.be/zM3GZ9RjumU>

Aerobics



SCAN ME

<https://www.youtube.com/watch?v=-uKEuikMrRo>



SCAN ME

Wednesday

Challenge Question:

Each of these kids wrote the first 3 numbers of a skip counting pattern of 6, starting at different numbers. Each kid's sequence goes down the column. Imagine the sequence continues.

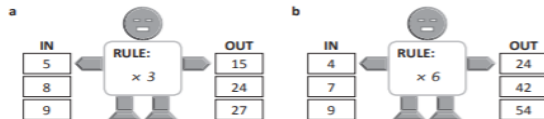
Mel	Brianna	Brad	Gen	Jo	Kate
1	2	3	4	5	6
7	8	9	10	11	12
13	14	15	16	17	18

- a Who had the number 42 in their column? Kate
- b Who had the number 50 in their column? Brianna

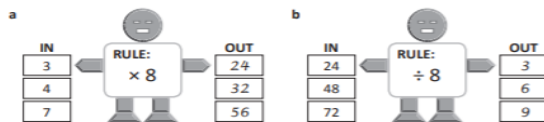
Thursday

Level 1:

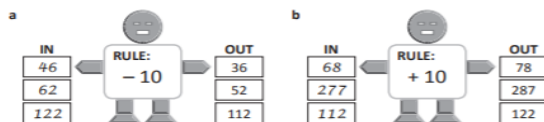
- 1 Look carefully at the numbers going *in* these function machines and the numbers coming out. What is the rule?



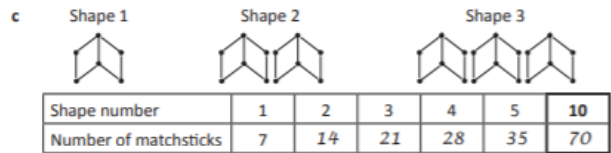
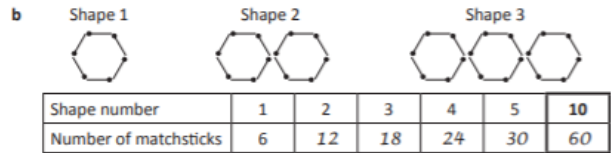
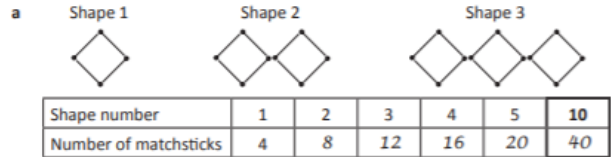
- 2 What numbers will come *out* of these function machines?



- 3 What numbers go *in* to these number function machines?



Level 2:



Level 3:

2

Complete each table to show how function rules with 2 operations can be linked to multiplication tables.

a

Position of number	1	2	3	4	5
3 times table + 4	3 + 4	6 + 4	9 + 4	12 + 4	15 + 4
Number pattern	7	10	13	16	19
Function rule	Multiply by 3 and then add 4				

b

Position of number	1	2	3	4	5
6 times table + 2	6 + 2	12 + 2	18 + 2	24 + 2	30 + 2
Number pattern	8	14	20	26	32
Function rule	Multiply by 6 and then add 2				

c

Position of number	1	2	3	4	5
8 times table + 3	8 + 3	16 + 3	24 + 3	32 + 3	40 + 3
Number pattern	11	19	27	35	43
Function rule	Multiply by 8 then add 3				

3

Complete this table to show the 4 times tables with 2 added.

a

Position of number	1	2	3	4	5
4 times table + 2	4 + 2	8 + 2	12 + 2	16 + 2	20 + 2
Number pattern	6	10	14	18	22
Function rule	Multiply by 4 then add 2				

- b What would the number in the 20th position be? $4 \times 20 + 2 = 82$

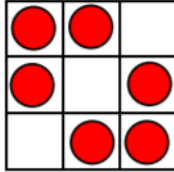
Level 1:

Puzzle time



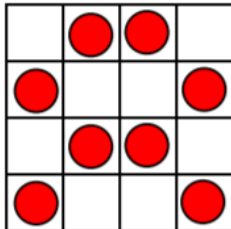
Not three in a line - answers

You can place a maximum of six counters in a 3 x 3 grid without getting three in a row.



There is more than one way of arranging these 6.

You can place a maximum of eight counters in a 4 x 4 grid without getting three in a row.



Level 2:

Puzzle time



Ten tents - answers



Remember the clue: think about the double E !!

Get this and you will crack the answer!

TEE = 4

TEN = 6

NEST = 10

We'll the clue should have helped. Let's take a look:

TEE = 4

T can not be 1 because EE can not add up to 3.

T can not be three because EE can not add up to 1.
So T must be 2.

If T is 2 then E must be 1 to make TEE add up to 4.

If T is 2 and E is 1, then N must be 3. (ten = 6)

This means S must be 4 to make NEST add up to 10.

So TENTS = 2 + 1 + 3 + 2 + 4 = 12

Well done everyone who got the correct answer!



Level 3:



20 Golden rings - answers

Puzzle time

Queen Ratticus can really cause some confusion - even if you use a calculator. Remember, the queen could have paid one million pounds or £1 for the first, doubling each time. The second method works out like this:

Cost of each ring:

1. £1
2. £2
3. £4
4. £8
5. £16
6. £32
7. £64
8. £128
9. £256
10. £512
11. £1 024
12. £2 048
13. £4 096
14. £8 192
15. £16 384
16. £32 768
17. £65 536
18. £131 072
19. £262 144
20. £524 288

Not the answer!!

Now, the trick here is to add up the total for 20 rings - quite a challenge and it is also easy to forget to do!! But there is a quick way of finding the total



Helpful hint: to add up the total, take the last number, double it and then subtract 1.

eg to add 1 + 2 + 4 + 8, double 8 which is 16, subtract 1 which leaves 15.

So.... the total for 20 rings is £525288 doubled which is £1 048 576, subtract 1, which is:

£1 048 575. → the answer

So.... Queen Ratticus paid £48 575 more by paying the second way!

Reading Answers

Comprehension

Sheet A



Use the following words to fill in the missing information. You have been given the beginning letter of each of the missing words.

skin live pouch breathe warm-blooded
babies feed developed water growing

All mammals are **warm-blooded** vertebrates, which means they all have a backbone. They all **feed** on milk from their mothers when they are infants, they're all hairy, except for the mammals that live in **water**, they all have lungs to **breathe** and all, except for the monotremes, give birth to live young.

There are three main groups of mammals on the earth:

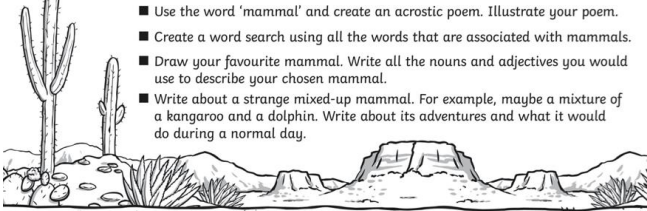
- Placental mammals: They have **live** births of fully developed **babies**.
- Marsupial mammals: They have live births but the baby is not fully **developed** and needs to finish **growing** in the mother's **pouch**, where they drink her milk.
- Monotreme mammals: They are egg-laying mammals who still feed their babies milk, which is licked from their **skin**.

Did you know?

- Most mammals are hairy.
- Mammals look after their babies until they are old enough to look after themselves.
- All mammals have a backbone, a four-chambered heart and breathe air through lungs.
- Mammals are more intelligent than other groups of animals.
- All mammals are fed on their mother's milk when they are babies.
- Mammals are warm-blooded. Most mammals keep their body temperature at around 36 degrees.

Fast Finisher Activities

- Use the word 'mammal' and create an acrostic poem. Illustrate your poem.
- Create a word search using all the words that are associated with mammals.
- Draw your favourite mammal. Write all the nouns and adjectives you would use to describe your chosen mammal.
- Write about a strange mixed-up mammal. For example, maybe a mixture of a kangaroo and a dolphin. Write about its adventures and what it would do during a normal day.



Sheet B



Use the words below to fill in the missing information. Only one word from each box will fit!

sleep eat breathe	enveloped reveloped developed	babies Babies bubies	eyes feet skin	trees water air
cold-blooded cool-blooded warm-blooded	feed fed food	eating growing reading	basket purse pouch	dead egg live

All mammals are **warm-blooded** vertebrates, which means they all have a backbone. They all **feed** on milk from their mothers when they are infants, they're all hairy, except for the mammals that live in **water**, they all have lungs to **breathe** and all, except for the monotremes, give birth to live young.

There are three main groups of mammals on the earth:

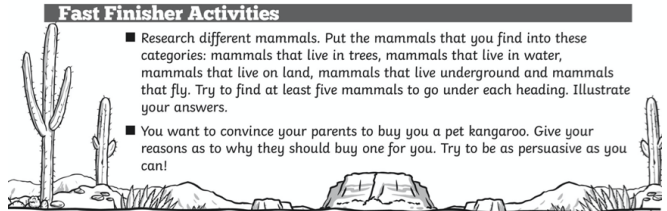
- Placental mammals: They have **live** births of fully developed **babies**.
- Marsupial mammals: They have live births but the baby is not fully **developed** and needs to finish **growing** in the mother's **pouch**, where they drink her milk.
- Monotreme mammals: They are egg-laying mammals who still feed their babies milk, which is licked from their **skin**.

Did you know?

- Most mammals are hairy.
- Mammals look after their babies until they are old enough to look after themselves.
- All mammals have a backbone, a four-chambered heart and breathe air through lungs.
- Mammals are more intelligent than other groups of animals.
- All mammals are fed on their mother's milk when they are babies.
- Mammals are warm-blooded. Most mammals keep their body temperature at around 36 degrees.

Fast Finisher Activities

- Research different mammals. Put the mammals that you find into these categories: mammals that live in trees, mammals that live in water, mammals that live on land, mammals that live underground and mammals that fly. Try to find at least five mammals to go under each heading. Illustrate your answers.
- You want to convince your parents to buy you a pet kangaroo. Give your reasons as to why they should buy one for you. Try to be as persuasive as you can!



Epic Editing

Sheet A

Text 15 - More Screen Time

My family has **rules** about how much time we can spend on our devices. I think children should get more screen time. The home would be more peaceful **because** everyone would be busy doing **their** own thing. Don't you agree?

Sheet B

Text 15 - Owning a Pet

There are so many advantages to owning a pet.

Owning a pet **teaches** children to be more **responsible**. All pets need to be fed. Many pets need to be bathed and groomed. Some need regular exercise.

Sometimes it can be hard for **families** to find a **common** hobby or an activity that **they** can do together. Caring for a pet can bring families **closer** together.

Pets bring joy and laughter into **people's** lives.