

NAME: _____



Learning from Home

Unit: 11

Early Stage 1

Kindergarten



Term 4 Week 1 2021

Websites for Learning

- TNPS school website: <https://turramurrn-p.schools.nsw.gov.au> Learning From Home Packages are located.
- Department of Education *Learning from Home*: <https://education.nsw.gov.au/teaching-and-learning/curriculum/learning-from-home>

Should you need to contact your child's teacher please use the following emails:

KW Marianne Galluzzo marianne.galluzzo@det.nsw.edu.au

KK Kierly Wiggins kierly.wiggins1@det.nsw.edu.au

ENGLISH

- Word Book Online (username: tnps and password: tnps) <https://www.worldbookonline.com/kids/home>
- Story Box Library (username: tnps and password: tnps) www.storyboxlibrary.com.au
- Alfie Gets in First by Shirley Hughes <https://www.youtube.com/embed/tFlvvcDPyxk>
- Alpha Blocks Who Wins the Race? <https://www.youtube.com/embed/4mAgmuMbeBc>
- Alphabet Slider Game https://www.abcya.com/games/alphabet_puzzle
- ABCya Lily Pad Pond <https://www.abcya.com/games/lily-pad-pond>
- Rhyming Bats Game https://www.abcya.com/games/alphabats_rhyming
- Keyboarding Zoo Typing https://www.abcya.com/games/keyboarding_practice

MATHEMATICS

- <https://education.nsw.gov.au/campaigns/mathematics/everyday-maths> Fun, creative and practical activities to develop everyday Maths skills
- Mathletics <https://www.mathletics.com/au/>
- Add and Subtract from 10 https://www.abcya.com/games/kindergarten_word_problems_add_subtract
- Using a Number Line to Add <https://www.coolmath4kids.com/math-help/addition/yardstick-addition>
- Jet Ski Addition Game <https://www.coolmath4kids.com/math-games/jet-ski-addition?tid=15>
- Connect the Dots Counting https://www.abcya.com/games/connect_the_dots
- Mathematics activities for K-10 <https://nrich.maths.org/> with a focus on developing mathematical thinking and problem solving skills

SCIENCE AND TECHNOLOGY

- Science Time Visits a Beehive https://www.youtube.com/embed/qbjALHTQDqA?index=3&list=PLpB6csqtU-ratRuNkmR_YafjiUnm72DzD
- Science Time Visits Koalas https://www.youtube.com/embed/RBx5jDV3Xpc?index=7&list=PLpB6csqtU-ratRuNkmR_YafjiUnm72DzD
- Science Time Spring and Flowers <https://www.youtube.com/embed/C3ExlJnImg0?index=6&list=PLDB39B71C547E6E83>
- ABC Splash Science <https://education.abc.net.au/home#!/resources/-/science> Features short videos that provide information with question prompts to guide discussion or lead to further research topics.
- ABC Education- How Do You Know When Rain is Coming? <https://education.abc.net.au/home - !/media/30177/how-do-you-know-when-rain-is-coming->

CREATIVE ARTS

- Dance exploration <https://www.gonoodle.com/>
- Drama Activities for K-3 Students <https://www.teachstarter.com/au/blog/drama-games-lesson-ideas-activities-for-kids-k-3/>

PERSONAL DEVELOPMENT / HEALTH / PHYSICAL EDUCATION

- Cosmic Yoga has great creative yoga videos that are easy for children to follow. <https://www.youtube.com/user/CosmicKidsYoga>



1/KW Zoom Classes WEEK 1 TERM 4 2021

The Zoom meeting ID and passwords for this week are:

| Class | Zoom Meeting ID | | Zoom Meeting Password | |
|-------|------------------|---------------|-----------------------|--------------|
| KW | Morning am | Afternoon pm | Morning am | Afternoon pm |
| | 621 6366 9017 | 682 0618 4221 | 050286 | 979590 |

| Class | Zoom Meeting ID | | Zoom Meeting Password | |
|-------|------------------|---------------|-----------------------|--------------|
| 1W | Morning am | Afternoon pm | Morning am | Afternoon pm |
| | 656 1086 2436 | 666 2288 7278 | 287612 | 582696 |

Each class will have a Zoom class in the morning and another, with different content, in the afternoon. Each session will be approximately 30-45 minutes as indicated. Students are expected to attend both the morning and afternoon session each day. The video conference room is like a classroom, and the same school behaviour and discipline policies apply to this environment. Students need to access Zoom via <https://nsweducation.zoom.us/> and are required to use their **DoE student portal login** to gain access. **The DoE user ID and DoE password will be the same as last term.**

Tuesday 5 October, Wednesday 6 October, Thursday 7 October and Friday 8 October

| Time | Class |
|---------|-------------------|
| 9.30am | KK & KW & 5T & 6B |
| 10.30am | 1F & 1W & 2M & 2R |
| 11.30am | 3R & 3H & 4H |
| 12.15pm | KK & KW & 5T & 6B |
| 1.30pm | 1F & 1W & 2M & 2R |
| 2.15pm | 3R & 3H & 4H |

NSW Department of Education

How students can access Zoom meetings in NSW public schools

Sign into Zoom with a desktop browser

- Use a **modern browser** in Windows, MacOS or Linux.
- Browse to the NSW DoE Zoom console at: <https://nsweducation.zoom.us>

- Select **Sign in** at the bottom.
- Login with your **department credentials**.

- For first time users, **download and install** the Zoom desktop client when prompted.
- Once signed in, **Zoom** will be ready for use!

Accessing Zoom using mobile apps

- Download the **Zoom** app for your specific mobile device.

- Once installed, open **Zoom**, tap **Sign In** then tap **SSO**.
- Type **nsweducation** and tap **Continue**.

- The **DoE log on** screen will appear. Sign in with your normal department credentials.
- Once signed in, **Zoom** will be ready for use!

Week 1 Term 4 – Learning from Home

Early Stage 1

You may need help from a parent/carer and possibly resources from your teacher.

| | Tuesday | Wednesday | Thursday | Friday |
|------------------|---|--|--|---|
| Morning | English Spelling/Phonics Reading/Writing 9.30 Zoom KK and KW Persuasive Writing | English Spelling/Phonics Reading/Writing 9.30 Zoom KK and KW Sound of the week | English Spelling/Phonics Reading/Writing 9.30 Zoom KK and KW Money | English Spelling/Phonics Reading/Writing 9.30 Zoom KK and KW Persuasive Writing |
| Break | Break | Break | Break | Break |
| Middle | Mathematics | Mathematics | Mathematics | Mathematics |
| Break | Break | Break | Break | Break |
| Afternoon | 12.15 Zoom KK and KW Art | NO ZOOM Wellbeing Wednesday | 12.15 Zoom KK and KW PDHPE | 12.15 Zoom KK and KW Fun Friday! |

TUESDAY - English

Spelling

- Sound of the week “ay, ai, a_e”
- Watch the following video on the long vowel a sound <https://youtu.be/m-uLFJp5ZtI>
- Complete the worksheet on the ai, ay and a_e sounds.
- Complete the alphabet handwriting sheet. Make sure you are forming all letters correctly.

Reading and Writing

- **Write a recount about your school holidays. Try to include lots of information using the 5 ‘Ws’:**
“Who, What, When, Where, Why”
- Watch “Wombat Stew” <https://www.storyboxlibrary.com.au/stories/wombat-stew>
- Complete the activities about Wombat Stew.

TUESDAY - Mathematics

- Complete the number handwriting sheet. Make sure you are forming all numbers correctly.
- Complete the hundreds chart puzzle. You will need someone to cut it out and then you need to put it back together in your workbook.
- Complete the recognising Australian coins worksheet.

TUESDAY – Art

- Complete the art activity from Mrs Plasto.



ai ay a_e

1 **Colour** the letters for **ai ay a_e** in each List Word.

rain
tail

day
play

cake
game

2 **Write** a stroke on the line for each sound you hear in the picture name.













3 **Write** the correct letters for **ai ay a_e** in each word.



r _ _ n



pl _ _



c _ k _

4 **Finish** the sentences with the words from the sail.

Can I _____ with you?

The _____ was fun.

I ate the _____.



Writing the Alphabet

A a B b C c D d

E e F f G g H h

I i J j K k L l

M m N n O o P p

Q q R r S s T t

U u V v W w X x

Y y Z z

Recount Writing

Write a recount about what you did in the holidays.
Remember to use the following format when writing:

During the holidays I _____

Then _____

Next _____

You may like to add a personal comment at the end of how you felt.

Complete this activity in your scrap book and draw a picture.

Editing Checklist:

- Capital letters
- Full stops
- Finger spaces
- It makes sense
- Wow words (adjectives)

Watch "Wombat Stew" <https://www.storyboxlibrary.com.au/stories/wombat-stew>



Rhyming Words

Colour/color code the words that rhyme!

stew

gooey

crunchy

slugs

spicy

munchy

bugs

nicey

chewy

brew

Brain Stretches

Give your brain some exercise with these story words!

bug

- b + h

dingo

- d + b

mud

- d + g

wombat

- wom






flies

- fl + t



Cut out and match up the animals to their names and the ingredient they added to the Wombat Stew

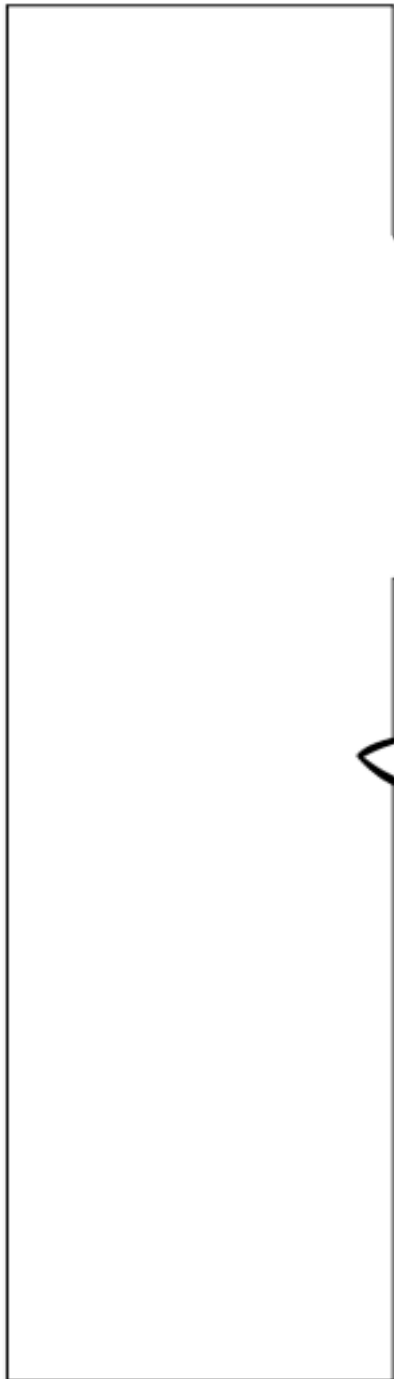
Story Characters Match-Up

| | | |
|----------|---|--------------------|
| platypus |  | flies |
| emu |  | mud |
| lizard |  | feathers |
| echidna |  | gumnuts |
| koala |  | creepy crawlies |





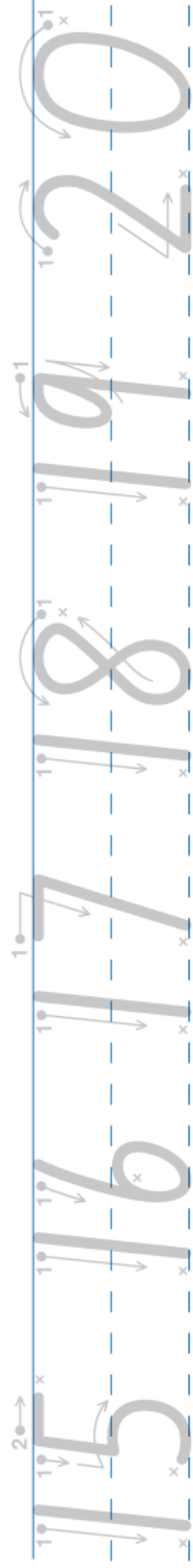
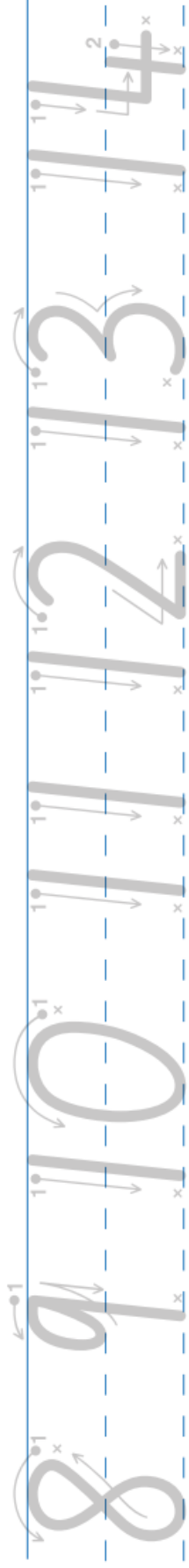
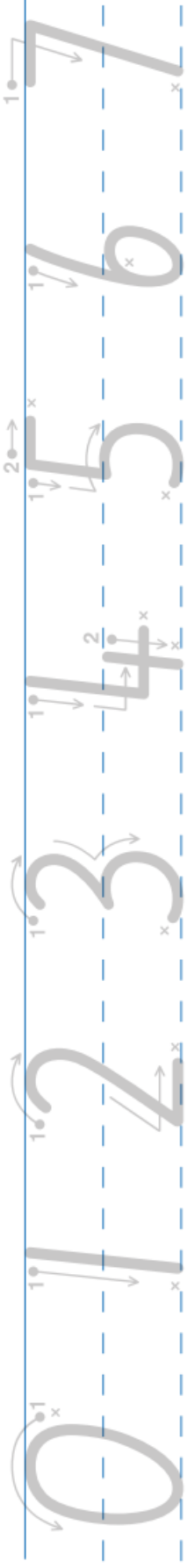
Cut out the words and glue the words in the order of the Wombat Stew dingo song.



| | | |
|-------------|-------------|-------------|
| wombat stew | wombat stew | wombat stew |
| chewy | goeey | yummy |
| | brewy | |



Writing Numbers 0-20



Recognise Australian Coins

Look carefully at the coins. Colour them gold or silver.

Now put a circle around the coins to match these colours:



100 Chart Puzzles

Cut along the thick black lines. Can you put the 100 chart back together?



| | | | | | | | | | |
|----|----|----|----|----|----|----|----|----|-----|
| 1 | 2 | 3 | 4 | 5 | 6 | 7 | 8 | 9 | 10 |
| 11 | 12 | 13 | 14 | 15 | 16 | 17 | 18 | 19 | 20 |
| 21 | 22 | 23 | 24 | 25 | 26 | 27 | 28 | 29 | 30 |
| 31 | 32 | 33 | 34 | 35 | 36 | 37 | 38 | 39 | 40 |
| 41 | 42 | 43 | 44 | 45 | 46 | 47 | 48 | 49 | 50 |
| 51 | 52 | 53 | 54 | 55 | 56 | 57 | 58 | 59 | 60 |
| 61 | 62 | 63 | 64 | 65 | 66 | 67 | 68 | 69 | 70 |
| 71 | 72 | 73 | 74 | 75 | 76 | 77 | 78 | 79 | 80 |
| 81 | 82 | 83 | 84 | 85 | 86 | 87 | 88 | 89 | 90 |
| 91 | 92 | 93 | 94 | 95 | 96 | 97 | 98 | 99 | 100 |



Batik Drawing

You will need:


Paper

Oil Pastels

Black Acrylic Paint

Batik is an ancient art of creating pattern on fabric or paper. It is very popular in Indonesia.

You are going to create your own batik abstract drawing.



Begin by drawing a design on a white piece of paper using oil pastels. Make sure you use your muscles to press hard, so your paper is very well covered. When you have finished covering the entire page, scrunch your paper up. I know this sounds strange, but you need the creases in your paper to create the effect.



Flatten out your paper and using watered down black paint, paint over your image.



Once it is dry you can use black oil pastel to outline the shapes or leave it as it is. You might like to glue it onto a black background as above.



WEDNESDAY - English

Spelling

- Sound of the week “ay, ai, a_e”
- Watch the following video on the long vowel a sound <https://youtu.be/m-uLFJp5ZtI>
- Complete the worksheet on the ‘ay’ sound.
- Fill in the spelling flower with **ay** words you know. Try think of some new ones we haven’t used yet.
- Complete the alphabet handwriting sheet. Make sure you are forming all letters correctly.

Reading and Writing

- **Complete the sentence of the day – write a sentence about your favourite day of the week and why.**
- Complete the ice cream worksheet. Look at the icecream. What words can you think of to describe the ice cream. Which is your favourite ice cream? Tell me why it is your favourite
- Choose one of the readers to read and answer the questions - 3 levels (★ Easier ★
★ More challenging ★★ ★★★ most challenging.) You may choose to do more than one.

WEDNESDAY - Mathematics





- Complete the number handwriting sheet. Make sure you are forming all numbers correctly.
- Fill in the blank hundreds chart with all the numbers you know.
- Complete the coin detective worksheet.

WEDNESDAY – Wellbeing Wednesday

- Complete some activities from the wellbeing grid.

ay Words Cut and Paste

Can you make words to match the pictures?





| | |
|--|---|
|  |  |
| | |
|  |  |
| | |

| | | | | | |
|---|----|---|----|---|----|
| p | ay | r | r | t | ay |
| p | ay | c | ay | l | l |



ay Words Cut and Paste

Can you make words to match the pictures?

| | |
|--|---|
|  |  |
| | |
|  |  |
| | |


| | | | | | |
|----|----|---|----|---|--|
| sp | ay | r | r | h | |
| ay | ay | d | ay | | |



Spelling Flowers

Write one 'ay' word in each of the flower's petals.

Colour your flower once you have finished.



Writing the Alphabet

A a B b C c D d

E e F f G g H h

I i J j K k L l


M m N n O o P p

Q q R r S s T t

U u V v W w X x

Y y Z z

SENTENCE OF THE DAY



Capital letter

ABC

End punctuation

! ?

Spaces between words



Describing word



Adjectives – describing words
Have a family member read the information on ice cream on World Book online.

Username: tnps Password: tnps

<https://www.worldbookonline.com/kids/home#article/ar831010>

Write words describing the ice cream.



The worksheet features a yellow background with a grid pattern. At the top left is a camera icon. The title 'LET'S DESCRIBE' is written in large, colorful, outlined letters. Below the title is a central photograph of a hand holding a cone of ice cream with three scoops: red, yellow, and white with colorful sprinkles. On either side of the photo are four white rectangular boxes for writing. At the bottom center, there is a small logo for 'TOPTEACHER'.

Which is your favourite ice cream? Tell me why it is your favourite ice cream.



The Cat and the Rat

A rat got in a van.

The rat sat down.

A cat got in the van.

Can the rat see the cat?

Yes, it can.

The rat ran.

The cat ran.

The rat hid.

Can the cat see the rat?

Yes, it can.

Did the cat get the rat?

Yes, it did.



cat



rat



van





Comprehension Questions – The Cat and the Rat

1. Who got in the van first?

2. Did the cat see the rat in the van?

3. What did the rat do to get away from the cat?

4. Did the cat get the rat?



What do you think?

1. Why do you think the cat and the rat were in the van?

2. Where do you think the rat hid?

3. Why did the cat chase the rat?

4. Do cats always chase rats? Why or why not?



hen

chick

The Hen with the Red Face



red face

The hens and chicks were in the shed.

But a hen got out.

“Which hen got out?” said Jack.

“The hen with the red face,” said Jen.

Jack looked for the hen

with the red face.

Jen got a net to catch the hen.

Who will catch the hen? Jack or Jen?

Jen put the net over the hen’s wings.

“You will have to pick her up

to put her back in the shed,” said Jack.

Jen picked up the hen.

She put the hen back in the shed.



Comprehension Questions – The Hen with the Red Face

1. Who got out of the shed?

2. Who got the net?

3. Where did Jen put the net?

4. What did Jack tell Jen to do?



What do you think?

1. Why do you think the hens and chicks were in the shed?

2. How do you think the hen got out?

3. Why did Jen put the net over the hen's wings?


4. Why didn't Jack catch the hen?



Read Frank the Fish <https://portal.flyleafpublishing.com/wp-content/uploads/books/0-dll-books/14-Frank-the-Fish/mobile/index.html#p=1>

Retell Part of the Story


Use the pictures to help you write a retell what happens to Frank after he is dropped into the glass dish. You can use more paper to write if you need to.



First...



But then, ...



Next...



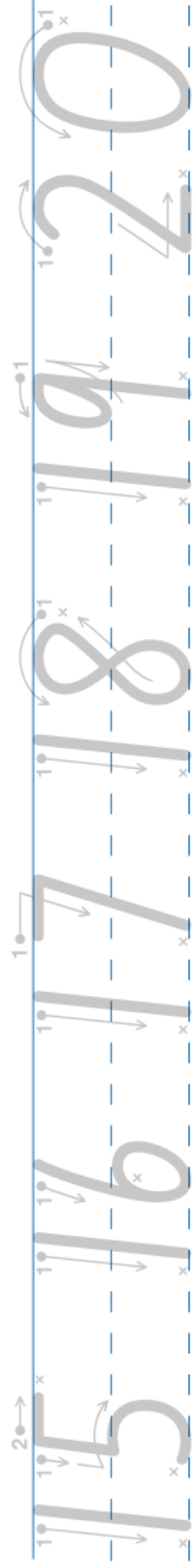
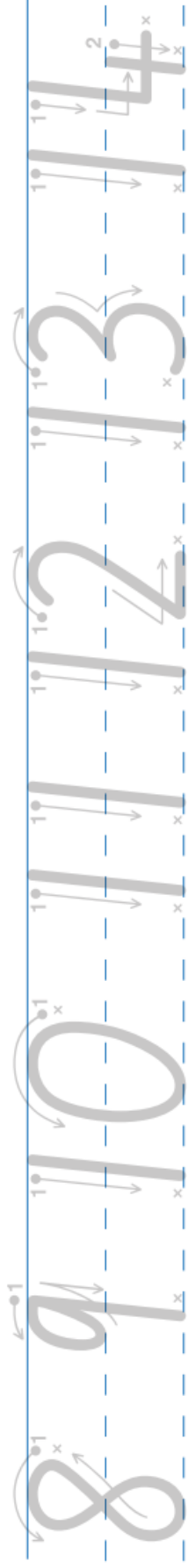
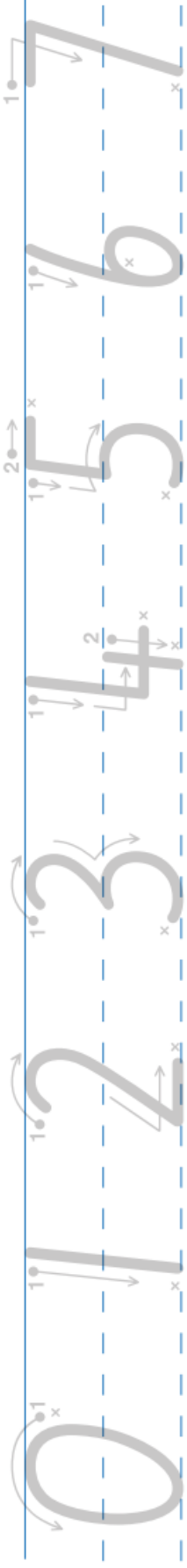
After that...




Finally...

Handwriting practice lines consisting of 15 horizontal lines, grouped into three sets of five lines each, corresponding to the three sections of the page.

Writing Numbers 0-20



Hundreds Board



Coin Detective

Help the coin detective by colouring the coins below.

| | | | | | | | | | | | |
|---|----------|---|-------|---|--------|---|---------|---|----------|---|----------|
|  | = yellow |  | = red |  | = blue |  | = green |  | = purple |  | = orange |
|---|----------|---|-------|---|--------|---|---------|---|----------|---|----------|



Wellbeing in Lockdown



If you're feeling down, or bored at home, choose one activity which will make you smile!

| | | | |
|---|--|--|---|
| <p>1) Make a colourful paper chain, on each section write something that makes you happy. Hang this somewhere you can see it whenever you are sad.</p> | <p>2) Draw some stars on a piece of paper and colour them in, then 'send' them to your family or friends with a reason why they deserve a gold star!</p>  | <p>3) Draw round your hand, on each of your fingers write one way you have helped someone recently. E.g. Cheered someone up.</p> | <p>4) Look out of your window or go on a walk, and think of three ways you can see that Winter is changing to Spring.</p>  |
| <p>5) Write a letter to someone who you miss, this could be a friend from school or family member.</p>  | <p>6) Think of a good joke, or find one online, and tell it to someone who needs to laugh today! Do they have a joke for you?</p> | <p>7) Make an A-Z of things that make you happy.. (A is Angels, B is Birthdays, C is Cake)</p> | <p>8) Make a proud cloud - draw a cloud on a piece of paper and write something you are proud of inside.</p>  |
| <p>9) Think of yourself as a superhero - what powers would you have? Can you design your own outfit?</p> | <p>10) Clean out an empty jar/bowl/box and make a label. Write all the things you are grateful for on slips of paper and pop them in the jar.</p> | <p>11) Have a five minute disco - put on your favourite song or do some singing, and do your best dance moves!</p> | <p>12) Draw a picture or take a selfie of yourself, write as many things you like about yourself as possible (I like my big smile, I like my kind heart).</p> |

THURSDAY - English

Spelling

- Sound of the week “ay, ai, a_e”
- Watch the following video on the long vowel a sound <https://youtu.be/m-uLFJp5ZtI>
- Complete the worksheets on the ai sound.
- Complete the alphabet handwriting sheet. Make sure you are forming all letters correctly.

Reading and Writing

- **Complete the sentence of the day – write a sentence about a sneaky snail.**
- Complete the star words handwriting activity and then use each word in a sentence.
- Complete the nouns and verbs activity.
- Complete the following pages in your handwriting book.
KK – letter r page 22 and 23
KW – letter v page 34 and 35

THURSDAY - Mathematics





- Complete the number handwriting sheet. Make sure you are forming all numbers correctly.
- Complete the hundreds chart missing numbers worksheet.
- Complete the ordering coins worksheet.

THURSDAY – PDHPE

- Complete the activities from Mrs Deck.

ai Words Cut and Paste

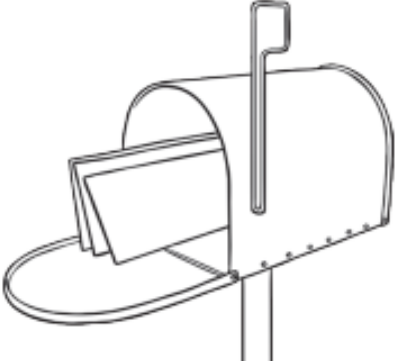



Can you make words to match the pictures?

| | | | | | |
|--|--|--|---|--|--|
|  | | |  | | |
| | | | | | |
|  | | |  | | |
| | | | | | |

| | | | | | |
|-----------|----------|----------|-----------|-----------|----------|
| r | l | n | ai | ai | p |
| ai | n | l | ai | s | n |

ai Words Cut and Paste

Can you make words to match the pictures?

| | |
|--|---|
|  |  |
| | |
|  |  |
| | |









| | | | | | | |
|----|---|----|----|---|---|---|
| ai | b | r | ai | g | n | l |
| ai | n | ai | t | m | l | r |


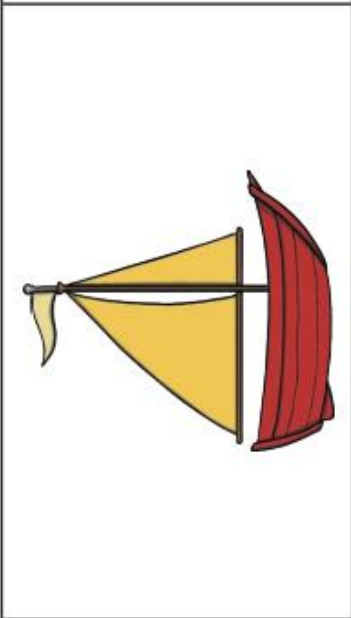




'ai' Read and Write

Read the 'ai' words below. Look at the pictures and write each word under the correct picture. Read the word again to make sure it is correct.

| | | | | | |
|-------|-------|-------|---------|---------|------|
| sail | chain | snail | mermaid | pigtail | nail |
| brain | stain | drain | maid | faint | mail |

| | | |
|--|---|--|
|  |  |  |
|  |  |  |
| | | |

| | | | |
|---|--|---|--|
|  | |  | |
|  | |  | |
| | | | |

Writing the Alphabet

A a B b C c D d

E e F f G g H h

I i J j K k L l


M m N n O o P p

Q q R r S s T t

U u V v W w X x

Y y Z z

SENTENCE OF THE DAY



Capital letter

ABC

End punctuation

.,?!


Spaces between words

Describing word

ADJECTIVE

Trace and practise writing these words

rain

tail

day

play

cake

game

Use each word in a sentence.

Blank handwriting practice lines consisting of a solid top line, a dashed middle line, and a solid bottom line, repeated for multiple rows.

What is a noun?



place

We went to the beach.

object



I ate the apple.



Harriet ate the tomato.



Daniel swims in the ocean.



person

Henry was hungry.



animal

The cat purred.



Jodie bakes a birthday cake.

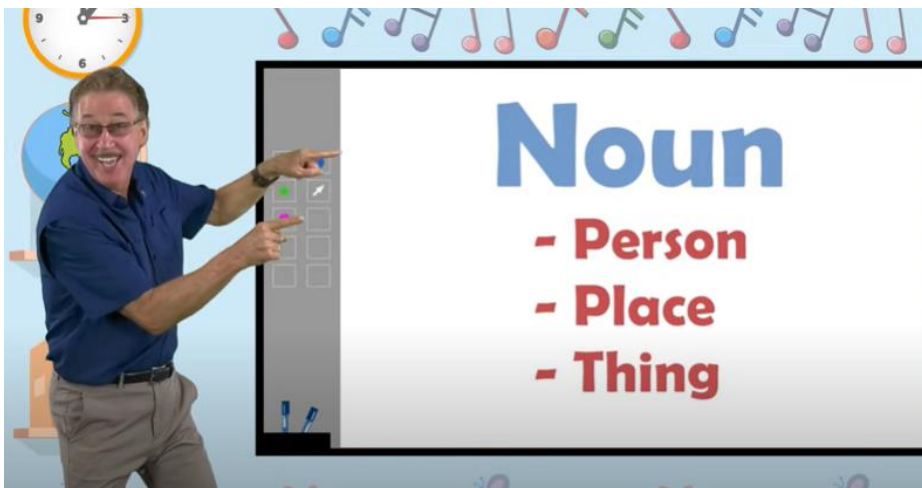


Sally sings beautifully.

Nouns
are naming words.

Verbs
are action/doing words.

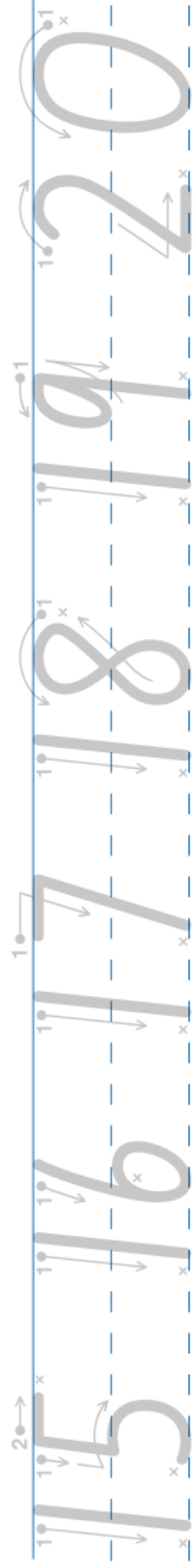
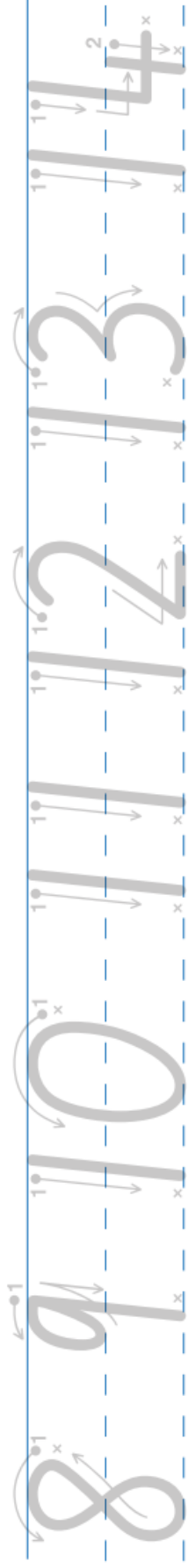
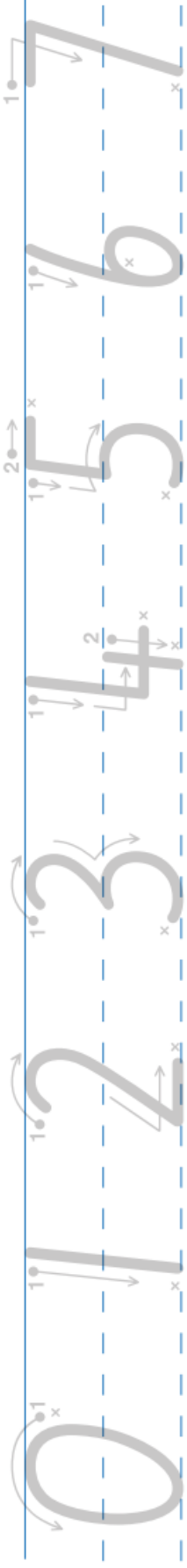
<https://www.youtube.com/embed/9cu7C07pNbA>



<https://www.youtube.com/embed/j3EYciNco58>



Writing Numbers 0-20



Name _____

Date _____

Missing Numbers 1 - 120 (1)

Fill in the missing numbers.

| | | | | | | | | | |
|-----|-----|-----|-----|----|-----|-----|-----|-----|-----|
| 1 | 2 | | 4 | 5 | 6 | 7 | 8 | | 10 |
| | 12 | | 14 | 15 | 16 | | 18 | 19 | 20 |
| 21 | | 23 | 24 | 25 | | 27 | 28 | 29 | |
| 31 | | 33 | 34 | 35 | | 37 | | 39 | 40 |
| | 42 | 43 | 44 | | 46 | 47 | | 49 | |
| 51 | | 53 | 54 | 55 | | 57 | 58 | | 60 |
| 61 | | 63 | 64 | | 66 | 67 | | 69 | 70 |
| 71 | 72 | 73 | | | 76 | 77 | | 79 | 80 |
| | 82 | 83 | | 85 | | 87 | 88 | | 90 |
| 91 | | 93 | 94 | 95 | 96 | | 98 | 99 | |
| | 102 | 103 | 104 | | 106 | 107 | | 109 | 110 |
| 111 | | 113 | 114 | | 116 | | 118 | | 120 |



Ordering Coins

Cut and paste the Australian coins below and arrange them from smallest value to largest value in the boxes.

| | | | | | |
|--|--|--|--|--|--|
| | | | | | |
|--|--|--|--|--|--|

Smallest value

Largest value





Making Safe choices

This term we will be learning how to make safe choices while at home and when we are out and about.

Activity 1 - Look at the following pictures below and discuss with your parent, care-giver or teacher why you think the situation is unsafe and how you would make it safer.

1.




2.



3.

Is This Safe?



4.

Is This Safe?



Its important to always think about the different ways you can help to keep yourself safe.

Activity 2 - Look at the picture below of the children playing in the sun. Write down some of the ways they can keep safe on a hot, sunny day.



**Activity 3 - PE Activity - Kicking goals, Step or no step
How can we solve problems when moving?**

In previous lessons you have performed and compared different types of throws. Discuss the following reflective questions before beginning:

- What types of throws have you used in previous weeks?
- Can you identify any parts of the throw that may also help you when you kick?

You will need:

- Help from an adult.
- A safe playing area where you can kick a ball or soft object. Create a large goal that you can safely kick a ball/object towards.
- Create a smaller goal in the centre of the large goal. This will provide you with an opportunity to refine your kicking.

Step or no step examples



Your challenge is to compare two different ways to kick your ball/object. The two ways are:

- Stand and kick
- Step forward and kick

Kick the ball/object towards the goal. You should aim to score a goal by kicking the ball/object through the small goal.

Repeat the challenge 5 times for each type of kick attempting to score a goal by kicking the ball/object through the goal.

Record whether you scored through the small goal, large goal or missed the goal (no goal) by circling your result in the table below.

Step or no step - Goal 1

| Step or no step | Attempt 1 | Attempt 2 | Attempt 3 | Attempt 4 | Attempt 5 |
|-----------------|-------------------------------------|-------------------------------------|-------------------------------------|-------------------------------------|-------------------------------------|
| Stand and kick | Small goal Large goal No goal | Small goal Large goal No goal | Small goal Large goal No goal | Small goal Large goal No goal | Small goal Large goal No goal |
| Step and kick | Small goal Large goal No goal | Small goal Large goal No goal | Small goal Large goal No goal | Small goal Large goal No goal | Small goal Large goal No goal |

Discuss the following reflective questions with your teacher or parent/caregiver.

- What type of kick was most successful? Why?
- Which type of kick was most comfortable for you to perform? Why?
- Why do you think taking a step forward help you when you kick?

How do you think you can adjust your kick to be more accurate?

Move the goals or the starting line so you have to kick the ball/object a different distance.

Repeat the challenge 5 times for each type of kick attempting to score a goal and record your result by circling your answer in the table below.

Step or no step - Target 2

| Step or no step | Attempt 1 | Attempt 2 | Attempt 3 | Attempt 4 | Attempt 5 |
|-----------------|-------------------------------------|-------------------------------------|-------------------------------------|-------------------------------------|-------------------------------------|
| Stand and kick | Small goal Large goal No goal | Small goal Large goal No goal | Small goal Large goal No goal | Small goal Large goal No goal | Small goal Large goal No goal |
| Step and kick | Small goal Large goal No goal | Small goal Large goal No goal | Small goal Large goal No goal | Small goal Large goal No goal | Small goal Large goal No goal |

Discuss the following reflective questions with your teacher or parent/caregiver.

- What type of kick was successful? Why?
- How did you adjust your kick for the goal at a different distance when performing the stand and kick?
- How did you adjust your kick for the goal at a different distance when performing the step and kick?

FRIDAY - English

Spelling

- Sound of the week “ay, ai, a_e”
- Watch the following video on the long vowel a sound <https://youtu.be/m-uLFJp5ZtI>
- Complete the worksheets on the a_e sound.
- Complete the alphabet handwriting sheet. Make sure you are forming all letters correctly.

Reading and Writing

- **Complete the sentence of the day – write a sentence about where you would go if you could go on a plane.**
- In our morning **Zoom meeting** today we will talk about whether you would rather have a robot or a dragon as a pet? Think of a reason for your answer. We will complete the worksheet “Would you rather?” together.
- Listen to the story of Wombat Stew again.
<https://www.youtube.com/embed/8Z6MapiRNWY> What was added to the stew?
- It is your turn to make your own stew. Glue the activity into your workbook.

FRIDAY - Mathematics

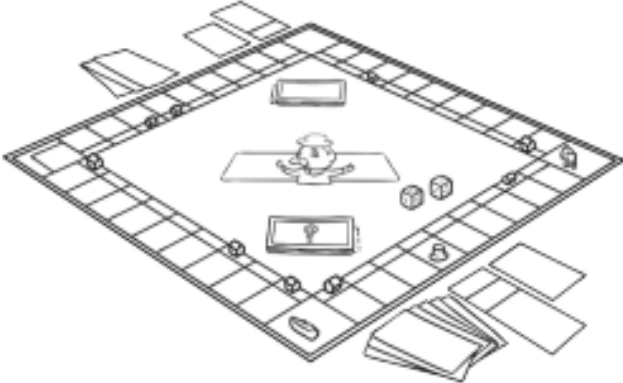



- Complete the number handwriting sheet. Make sure you are forming all numbers correctly.
- Complete the data worksheet.
- Go onto Mathletics and complete some activities.

FRIDAY – Fun Friday

- Complete some of the Fun Friday activities.

a-e Words Cut and Paste

Can you make words to match the pictures?


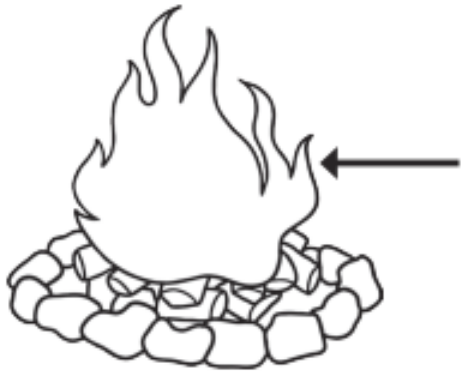
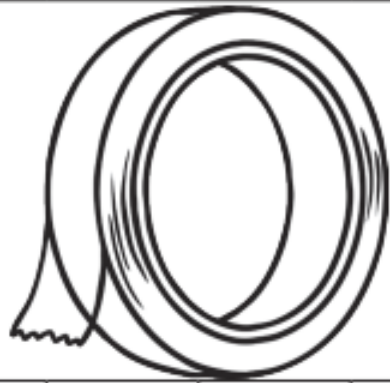

| | | | | | | | |
|---|--|----------------------|----------------------|----------------------|----------------------|----------------------|----------------------|
|  |  | | | | | | |
| <input type="text"/> | <input type="text"/> | <input type="text"/> | <input type="text"/> | <input type="text"/> | <input type="text"/> | <input type="text"/> | <input type="text"/> |
|  |  | | | | | | |
| <input type="text"/> | <input type="text"/> | <input type="text"/> | <input type="text"/> | <input type="text"/> | <input type="text"/> | <input type="text"/> | <input type="text"/> |

| | | | | | | | |
|---|---|---|---|---|---|---|---|
| a | a | a | a | g | k | c | p |
| e | e | e | e | l | m | c | k |



a-e Words Cut and Paste

Can you make words to match the pictures?

| | |
|--|--|
|  |  |
| | |
|  |  |
| | |



| | | | | | | | |
|----|----|---|---|---|---|---|----|
| sn | e | m | e | t | e | n | e |
| a | fl | a | k | a | p | a | pl |



'a_e' Spelling Activity

1. Match the words to the pictures.

date

gate

late

mate

age


rage

safe















2. Put the words into sentences using the pictures to help you.

Don't forget capital letters and full stops!

Writing the Alphabet

A a B b C c D d

E e F f G g H h

I i J j K k L l


M m N n O o P p

Q q R r S s T t

U u V v W w X x

Y y Z z

SENTENCE OF THE DAY



Capital letter

ABC

End punctuation

! ?

Spaces between words



Describing word



Directions: Answer the question by writing your opinion. Explain your reasons.

Would You Rather?

WOULD **YOU RATHER**

have a ROBOT or
DRAGON as a pet?



I would rather

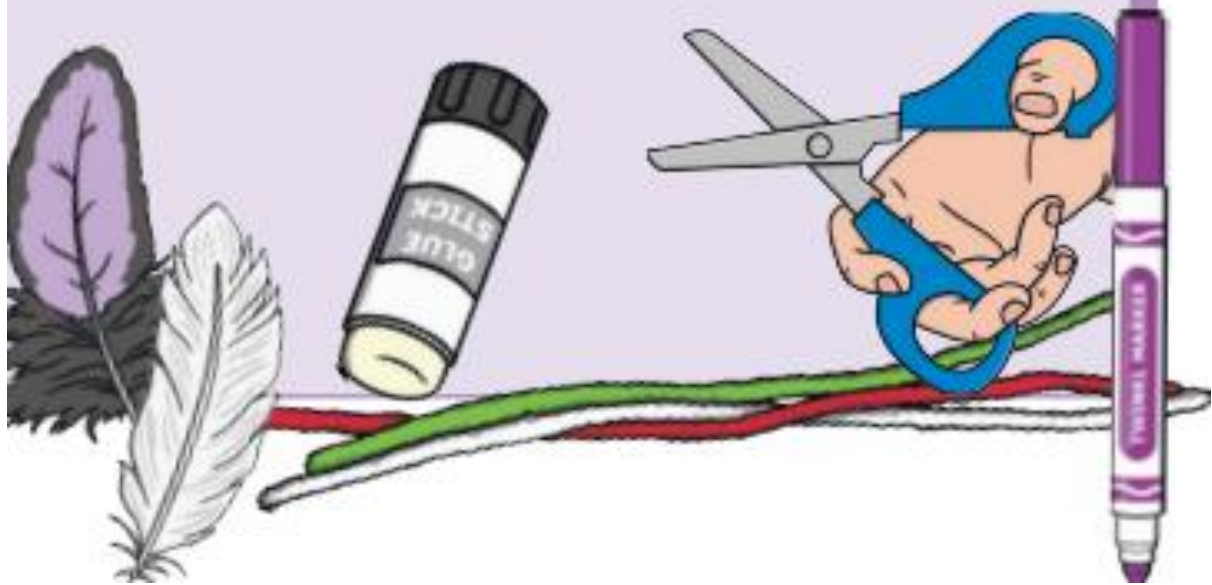
because

Wombat Stew Recipe Craft Activity

Instructions for Students

Craft Time:

1. Carefully cut around the outside of the billy can with your scissors.
2. Using the materials available, fill your billy can with bugs and slugs, gumnuts, feathers, leaves and splats of mud. Be creative and try to make it match the ingredients you put into your recipe!
3. Glue the ingredients onto the page with your glue stick.
4. On a piece of A3 coloured construction paper, glue your billy can full of stew and your recipe next to each other.
5. Draw a campfire underneath your billy can.





How To Make Wombat Stew

You will need:

| | |
|--|--|
| | |
| | |
| | |

Method:

| | |
|-----------|--|
| 1. | |
| 2. | |
| 3. | |

| | |
|-----------|-----------------|
| leaves | flies |
| gumnuts | bugs |
| mud | slugs |
| billy can | feathers |
| campfire | creepy crawlies |

Carefully put the billy can over the campfire to cook.

Enjoy your stew while it's still hot.

Put all the ingredients into the billy can and stir.




Craft Template - The Billy Can



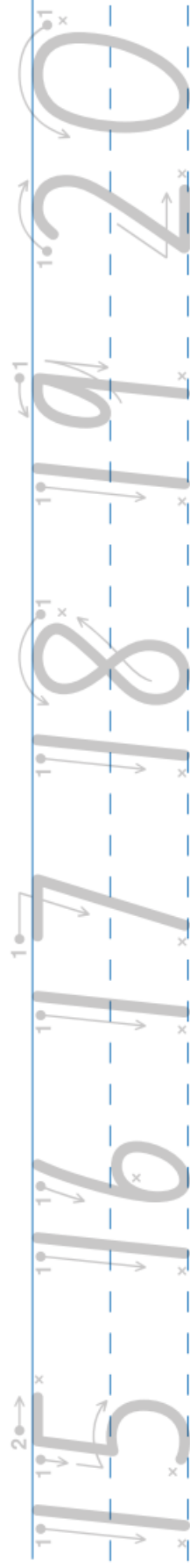
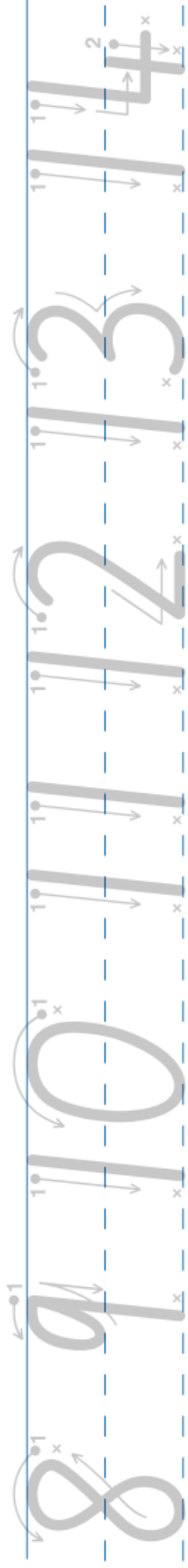
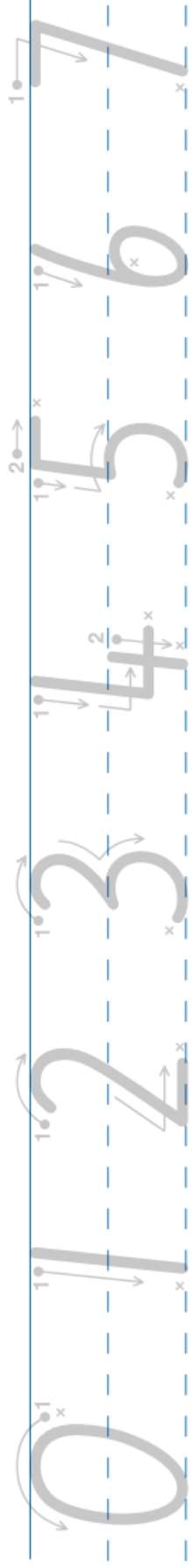


Optional Ingredient Images for the Craft Activity





Writing Numbers 0-20



Name _____

Date _____

Data Representation and Interpretation (A)

- ① Five students were asked if they liked spiders.



- a) Make a tally of the data.

| | | |
|---|------------|--|
|  | Yes | |
|  | No | |

- b) Write the correct numbers to complete the sentences below.

| | |
|--|-------------------------------|
| | children like spiders. |
| | children do not like spiders. |

- c) Finish the sentence to explain the data.


I think most children do not like spiders because...

Listen to Fuzzy the Clown

When fuzzy is in his box, you pretend to be in yours. When he jumps out, you jump out and dance around with him. Listen again and this time make your voice go up and down



<https://www.youtube.com/embed/lhBdbgwOt18>



Spring Critters Pitch Exploration

Listen and echo the voice in the video. Follow the ups and downs with your finger.

<https://youtu.be/ssuME9XEHRQ>



Listen to The Super Hero Mask Song about wearing a mask at school. Which superhero will you be?

<https://www.youtube.com/watch?v=wr8QlbfN1-4>

Have Fun 😊





Here are some links to activities to give your brain a break and move your body!

<https://youtu.be/qQeq9ryQUa4>

LET'S
DANCE



SCAN ME

https://www.youtube.com/embed/iMO4txHN_3E

Aerobics



SCAN ME

<https://www.youtube.com/watch?v=-uKEuikMrRo>

YOGA



SCAN ME