

NAME: _____



Learning from Home

Unit: 12
Early Stage 1
Kindergarten



Term 4 Week 2 2021

Websites for Learning

- TNPS school website: <https://turramurrn-p.schools.nsw.gov.au> Learning From Home Packages are located.
- Department of Education *Learning from Home*: <https://education.nsw.gov.au/teaching-and-learning/curriculum/learning-from-home>

Should you need to contact your child's teacher please use the following emails:

KW Marianne Galluzzo marianne.galluzzo@det.nsw.edu.au

KK Kierly Wiggins kierly.wiggins1@det.nsw.edu.au

ENGLISH

- Word Book Online (username: tnps and password: tnps) <https://www.worldbookonline.com/kids/home>
- Story Box Library (username: tnps and password: tnps) www.storyboxlibrary.com.au
- Alfie Gets in First by Shirley Hughes <https://www.youtube.com/embed/tFlvvcDPyxk>
- Alpha Blocks Who Wins the Race? <https://www.youtube.com/embed/4mAgmuMbeBc>
- Alphabet Slider Game https://www.abcya.com/games/alphabet_puzzle
- ABCya Lily Pad Pond <https://www.abcya.com/games/lily-pad-pond>
- Rhyming Bats Game https://www.abcya.com/games/alphabats_rhyming
- Keyboarding Zoo Typing https://www.abcya.com/games/keyboarding_practice
- ABC Education- Rhyme Time Game <https://www.scootle.edu.au/ec/viewing/L7857/index.html>

MATHEMATICS

- <https://education.nsw.gov.au/campaigns/mathematics/everyday-maths> Fun, creative and practical activities to develop everyday Maths skills
- Mathletics <https://www.mathletics.com/au/>
- Add and Subtract from 10 https://www.abcya.com/games/kindergarten_word_problems_add_subtract
- Using a Number Line to Add <https://www.coolmath4kids.com/math-help/addition/yardstick-addition>
- Jet Ski Addition Game <https://www.coolmath4kids.com/math-games/jet-ski-addition?tid=15>
- Connect the Dots Counting https://www.abcya.com/games/connect_the_dots
- Mathematics activities for K-10 <https://nrich.maths.org/> with a focus on developing mathematical thinking and problem solving skills

SCIENCE AND TECHNOLOGY

- Science Time Visits a Beehive https://www.youtube.com/embed/qbjALHTQDqA?index=3&list=PLpB6csqtU-ratRuNkmR_YafjiUnm72DzD
- Science Time Visits Koalas https://www.youtube.com/embed/RBx5jDV3Xpc?index=7&list=PLpB6csqtU-ratRuNkmR_YafjiUnm72DzD
- Science Time Spring and Flowers <https://www.youtube.com/embed/C3ExIjNlmg0?index=6&list=PLDB39B71C547E6E83>
- ABC Education- How Do You Know When Rain is Coming? <https://education.abc.net.au/home - /media/30177/how-do-you-know-when-rain-is-coming->

CREATIVE ARTS

- Dance exploration <https://www.gonoodle.com/>
- Drama Activities for K-3 Students <https://www.teachstarter.com/au/blog/drama-games-lesson-ideas-activities-for-kids-k-3/>

PERSONAL DEVELOPMENT / HEALTH / PHYSICAL EDUCATION

- 000 Hero <http://kids.triplezero.gov.au/> for K-2 children. An interactive game that promotes safety messages and how to act in an emergency.
- Cosmic Yoga has great creative yoga videos that are easy for children to follow. <https://www.youtube.com/user/CosmicKidsYoga>



KK Zoom Classes WEEK 2 TERM 4 2021

The Zoom meeting ID and passwords for this week are:

Class	Zoom Meeting ID		Zoom Meeting Password	
	Morning am	Afternoon pm	Morning am	Afternoon pm
KK	637 9425 6431	671 9703 6269	601051	494579

Each class will have a Zoom class in the morning and another, with different content, in the afternoon. Each session will be approximately 30-45 minutes as indicated. Students are expected to attend both the morning and afternoon session each day. The video conference room is like a classroom, and the same school behaviour and discipline policies apply to this environment. Students need to access Zoom via <https://nsweducation.zoom.us/> and are required to use their **DoE student portal login** to gain access. **The DoE user ID and DoE password will be the same as last term.**

Time	Class
9.30am	KK & KW & 5T & 6B
10.30am	1F & 1W & 2M & 2R
11.30am	3R & 3H & 4H
12.15pm	KK & KW & 5T & 6B
1.30pm	1F & 1W & 2M & 2R
2.15pm	3R & 3H & 4H

NSW Department of Education

How students can access Zoom meetings in NSW public schools

Sign into Zoom with a desktop browser

1. Use a **modern browser** in Windows, MacOS or Linux.

2. Browse to the NSW DoE Zoom console at: <https://nsweducation.zoom.us>

3. Select **Sign In** at the bottom.

4. Login with your **department credentials**.

5. For first time users, **download and install** the Zoom desktop client when prompted.

6. Once signed in, **Zoom** will be ready for use!

Accessing Zoom using mobile apps

- Download the **Zoom** app for your specific mobile device.
- Once installed, open **Zoom**, tap **Sign In** then tap **SSO**.
- Type **nsweducation** and tap **Continue**.
- The **DoE log on screen** will appear. Sign in with your normal department credentials.
- Once signed in, **Zoom** will be ready for use!

Week 2 Zoom meeting changes

**Morning zoom meetings remain the same
Monday – Friday (all inclusive)**

**Afternoon zoom meetings
Mon, Tues, Wed, Thurs**

Friday afternoon

Your classroom Zoom meeting will be replaced with Footsteps Friday – a learn to dance program which will continue throughout Term 4. Join by clicking on the following link.

Kung Fu Panda

- <https://vimeo.com/435581186/1839ff357d>

Week 2 Term 4 – Learning from Home

Early Stage 1

You may need help from a parent/carer and possibly resources from your teacher.

	Monday	Tuesday	Wednesday	Thursday	Friday
Morning	English Spelling/Phonics Reading/Writing 9.30 Zoom KK and KW Introduction of this week's sound.	English Spelling/Phonics Reading/Writing 9.30 Zoom KK and KW Adjectives and Nouns	English Spelling/Phonics Reading/Writing 9.30 Zoom KK and KW Capital Letters	English Spelling/Phonics Reading/Writing 9.30 Zoom KK and KW Opinion Discussion	English Spelling/Phonics Reading/Writing 9.30 Zoom KK and KW Position activity
Break	Break	Break	Break	Break	Break
Middle	Mathematics	Mathematics	Mathematics	Mathematics	Mathematics
Break	Break	Break	Break	Break	Break
Afternoon	12.15 Zoom KK and KW STEM	12.15 Zoom KK and KW Art	12.15 Zoom KK and KW Music	12.15 Zoom KK and KW Wear your pirate hat! PDHPE	NO ZOOM Footsteps

**** Keep revising the star words you received in week 1. Have a go at writing them down once you can remember them and even try putting them into sentences.**

MONDAY - English

Spelling

- Sound of the week “ar”
- Watch the following video on the ‘ar’ sound <https://youtu.be/0Vywhf7cF7Q>
- Write a list in your workbook of all the words you can think of that have the ‘ar’ sound in them. Underline the ‘ar’ sound in each word.
- Complete the ‘ar’ worksheet.
- Complete the alphabet handwriting sheet. Make sure you are forming all letters correctly.

Reading and Writing

- **Write a recount about your weekend. Use the attached outline and write your recount in your workbook.**
- Complete the activities on the story “Charlie and Lola I will Never not eat a tomato”

MONDAY - Mathematics

- Play the I draw, you draw game. You will need dice for this activity.
- Complete the recognising Australian notes worksheet.
- Complete some of the assigned activities on Mathletics.

MONDAY - STEM

- **Egg Drop Challenge**
- Using materials you have at home, design something to hold an egg so that when you drop it the egg stays safe.
- Here are some examples:
- Send through a picture of your creation to your teacher.

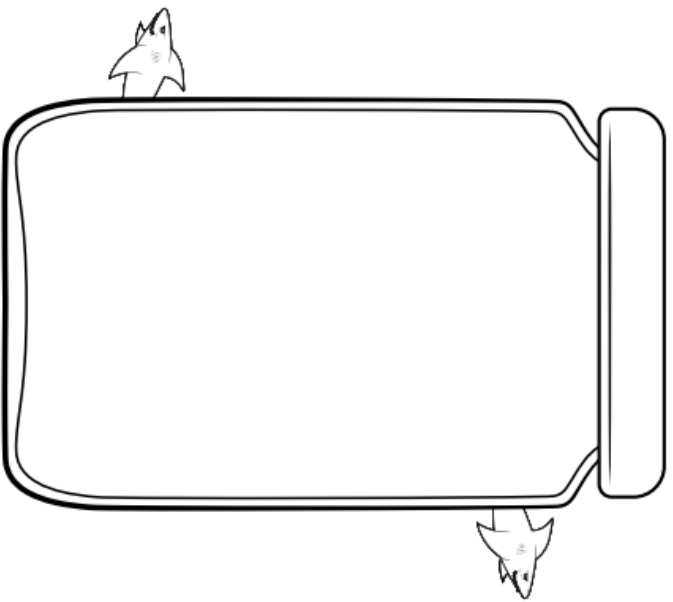


Name: _____

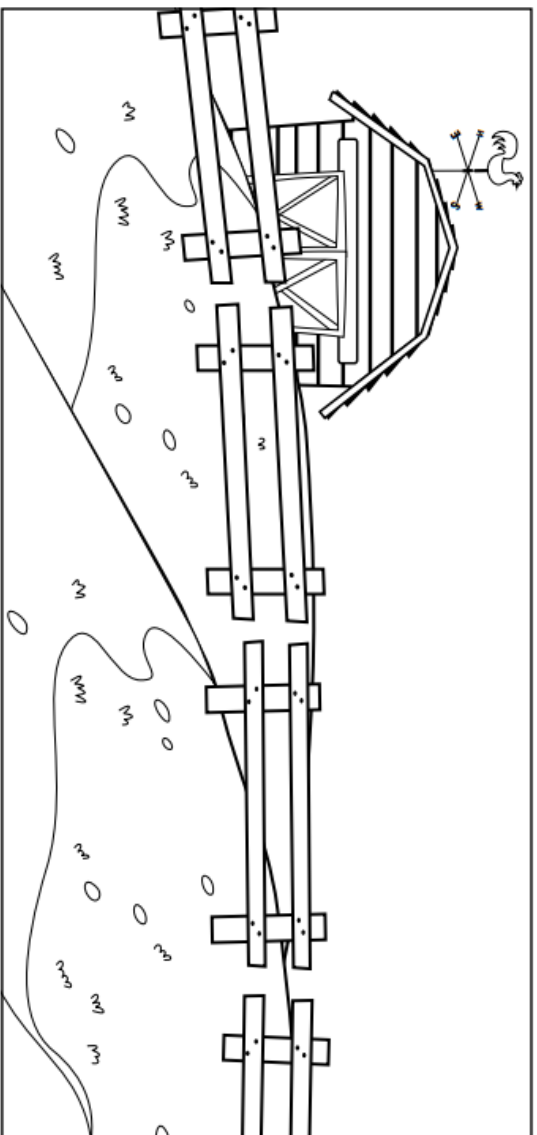
Date: _____

ar

Draw something that could go in this jar.



Colour and cut out the farm animals below, and glue them around the barn.



Find 5 sharks hidden on this page.



Writing the Alphabet

A a B b C c D d

E e F f G g H h

I i J j K k L l

M m N n O o P p

Q q R r S s T t

U u V v W w X x

Y y Z z

Recount Writing

Write a recount about what you did on the weekend.
Remember to use the following format when writing:

On the weekend _____

Next _____

Then _____

You may like to add a personal comment at the end of how you felt.

Complete this activity in your scrap book and draw a picture.

Editing Checklist:

- Capital letters
- Full stops
- Finger spaces
- It makes sense
- Wow words (adjectives)

Monday - Watch the story

'Charlie and Lola - I will not ever, never eat a tomato!'

<https://www.youtube.com/watch?v=P3CdrVN3kgE>

"I Will Never Ever Eat a Tomato" Read

Name _____ Date: _____

What was one food that Lola liked after trying it?

Draw a picture and write a sentence about your picture.

"I Will Never Ever Eat a Tomato" 1st Read




Name _____ Date: _____

What was one food you liked after trying it?



Draw a picture and write a sentence about your picture.



Roll a dice and draw the dots in the you draw section. Then figure out how many altogether. Try to use the count on strategy instead of starting at 1 each time.

How many?	You draw	I draw 
How many?	You draw	I draw 
How many?	You draw	I draw 

★ PERCEPTUAL - COMBINING ©The Young Educator

How many?	You draw	I draw 
How many?	You draw	I draw 

★ PERCEPTUAL - COMBINING ©The Young Educator

Recognise Australian Notes

Look carefully at the notes. Colour the notes to match these colours:



TUESDAY - English

Spelling

- Sound of the week “ar”
- Watch the following video on the ‘ar’ sound <https://youtu.be/0Vywhf7cF7Q>
- Complete the ‘ar’ worksheet.
- Complete the rhyming words activity.
- Complete the alphabet handwriting sheet. Make sure you are forming all letters correctly.

Reading and Writing

- **Complete the sentence of the day activity. Write a sentence about a shark. Use adjectives to describe the shark.**
- Complete the comprehension activity. There are 3 levels to choose from 1 star, 2 stars and 3 stars. You may do more than one level.
- Complete the adjectives and nouns worksheet.
- Complete the following handwriting pages:
 - **KK – pg 24 and 25**
 - **KW – pg 34 and 35**

TUESDAY - Mathematics

- Play the Flip it, Build it, Add it game. Flip 2 cards and add them together by building a tower using lego or blocks.
- Complete the colour by coin worksheet.
- Complete some of the assigned activities on Mathematics.










TUESDAY - Art

- Complete the art activity from Mrs Plasto.

Find and Write the 'ar' Words



Write the words and then colour the ones with an 'ar' sound in them.

		
c	n	t
		
h	b	k
		
c	ng	h



sand

RHYME

Write a
rhyming word

@theyoungeducator



bug

RHYME

Write a
rhyming word

@theyoungeducator



wish

RHYME

Write a
rhyming word

@theyoungeducator



all

RHYME

Write a
rhyming word

@theyoungeducator



ring

RHYME

Write a
rhyming word

@theyoungeducator



hut

RHYME

Write a
rhyming word

@theyoungeducator

Writing the Alphabet

A a B b C c D d

E e F f G g H h

I i J j K k L l


M m N n O o P p

Q q R r S s T t

U u V v W w X x

Y y Z z

SENTENCE OF THE DAY



- Capital letter **ABC**
- End punctuation **.?!**
- Spaces between words 
- Describing word 



The Hot Sun

Tricky words:

the

is

my

has

The sun is big and red. The sand is hot. I get my hat. My dad has a tan. We sit on a mat.



Dad has a:

tan

pan

tin

Write a word that rhymes with **big**.



Read the short story. Then answer each question.

Playing with Friends

John went for a bike ride. He rode around the block. Then he met some girls he knew from school. They all rode to the field to play. John had a great time playing games with his friends.



Questions:

Circle the correct answers:

1. John went for a (*car* / *bike*) ride.
 2. He rode around the (*block* / *circle*).
 3. Then he met some (*boys* / *girls*) he knew from school.
 4. They all rode to the (*park* / *field*) to play.
 5. John had a great time playing (*games* / *ball*) with his friends.
-

Read the short story. Then answer each question.

My Friends

I have some very good friends. I ride the bus with my friends Tony and Brian. They live on my street. At school, Tony, Brian and I play with Lisa and Emma on the playground. We all eat lunch together too. I also have friends from my soccer team named Hunter and Jake. Sometimes I get to see my cousins Abby and Kevin. They are my friends too. I like all of my friends.



Questions:

Write answers to the questions:

1. Which friends ride the bus?

2. Which friends play soccer?

3. Who plays with Tony and Brian on the playground?

4. Who are the cousins?

5. Who eats lunch together?

Adjectives and nouns

Remember an **adjectives** is a describing word. It describes a **noun**.
A noun is a name of a person, place, or thing. Here is an example –

My **lovely** **grandmother** is taking me for a walk.

lovely – adjective

grandmother – noun

Complete the following tasks on adjectives

Name: _____

Find an Adjective



Read the sentences and highlight all the adjectives.

1. It is a pretty flower.
2. I have a green apple.
3. My little dog likes to play.
4. Dad gave me a yummy cake.
5. It was a hot day.
6. Kayla's dress is purple.
7. The green snake is long.



Name: _____

Describe It



bouncy

cold

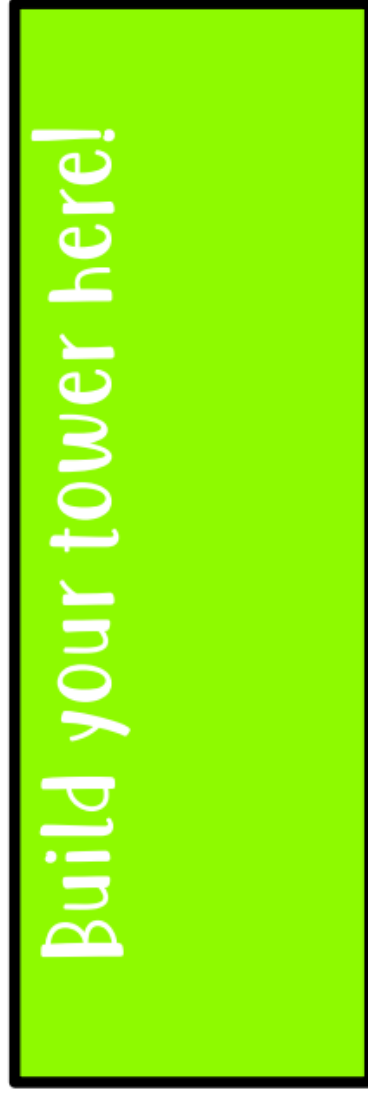

sticky

yummy

fluffy

pretty

FLIP, BUILD & ADD IT

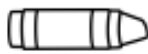


Colour by Coin

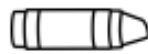


topteacher

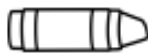
Colour in the coins using the code below



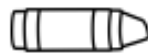
5c - red



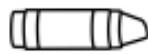
50c - blue



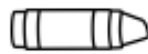
10c - pink



\$1 - green



20c - purple.



\$2- orange




Art Lesson

Jim Dine is an American artist who like to paint hearts. Look at some of his hearts.



Look at the background. Sometimes the background is the same as the heart and sometimes it is different colours. You can use whatever you have at home to colour your heart – textas, paint or coloured pencils. Maybe you want to paint your background and then cut out a heart from different coloured paper to glue on top of your background. Your mum or dad or big brother or sister might be able to help you with the shape. Here is a clue fold your paper in half and draw one half of the heart on the paper, cut it out and open it up and you will have a heart.

If you have a lot of energy you might like to divide your paper into four parts and make four different hearts like the last picture.



Here is my artwork. What will yours look like?

WEDNESDAY - English

Spelling

- Sound of the week “ar”
- Watch the following video on the ‘ar’ sound <https://youtu.be/0Vywhf7cF7Q>
- Complete the ‘ar’ worksheet.
- Play Fluency Zap!
- Complete the alphabet handwriting sheet. Make sure you are forming all letters correctly.

Reading and Writing

- **Complete the sentence of the day activity. Write a sentence about a park. Use adjectives to describe the park.**
- Complete the adjectives activity on Puffins.
- Complete the star words and handwriting activity.

WEDNESDAY - Mathematics

- Play ‘How many more to make 10?’ Count the fingers and imagine on your own hand how many more to make ten. Write the answer in the box.
- Complete the colour and make activity. You must do the \$1 worksheet and may do the \$2 worksheet.
- Complete some of the assigned activities on Mathematics.

WEDNESDAY – Music

- Complete the music activities from Mr Cronin.

Name: _____

Date: _____

ar



car

car

car

bar

bar

jar

jar

card

card

park

park

dark



h _ _ d



c _ _



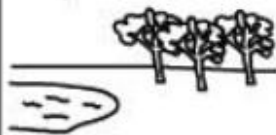
c _ _ d



h _ _ p



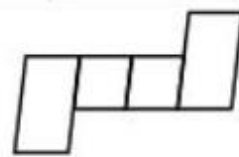
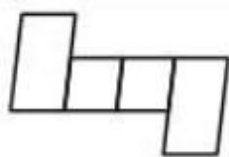
p _ _ k



f _ _ m



y _ _ n



The card has a car on it.



The _____

How fast can you say all the picture names? Time yourself.

FLUENCY ZAP

whale hay eight

Record your time: ① ② ③

@the_youngeducator

Writing the Alphabet

A a B b C c D d

E e F f G g H h

I i J j K k L l


M m N n O o P p

Q q R r S s T t

U u V v W w X x

Y y Z z

SENTENCE OF THE DAY



Capital letter

ABC

End punctuation

. ? !

Spaces between words



Describing word




Have a family member read the information on puffins on World Book online.

Username: tnps Password: tnps

<https://www.worldbookonline.com/kids/home#article/ar831278>

Write words to describe the puffin.



The image shows a worksheet with a light blue grid background. At the top left is a camera icon. To its right, the text 'LET'S DESCRIBE' is written in large, colorful, outlined letters. In the center is a photograph of a puffin standing on a rock. On either side of the photograph are four horizontal white boxes for writing. At the bottom center of the grid, there is a small logo that says 'TOPTEACHER'.

Write some sentences about the puffin bird. Use your describing words.

Trace and practise writing these words.

car

card

far

farm

ask

fast

Use these ar words in sentences.

car farm ask fast

★

FIG - VISUALISING

©The Young Educator

How many more to make 10?

★

FIG - VISUALISING

©The Young Educator

How many more to make 10?

★

FIG - VISUALISING

©The Young Educator

How many more to make 10?

★

FIG - VISUALISING

©The Young Educator

How many more to make 10?

★★

FIG - VISUALISING

©The Young Educator

How many more to make 10?

★★

FIG - VISUALISING

©The Young Educator

How many more to make 10?

★★★

FIG - VISUALISING

©The Young Educator

How many more to make 10?

★★★

FIG - VISUALISING

©The Young Educator

How many more to make 10?

★★★

FIG - VISUALISING

©The Young Educator

How many more to make 10?

★★★

FIG - VISUALISING

©The Young Educator

How many more to make 10?

Colour and Make




\$1

How many ways can you make this amount? Use a different colour for each attempt.

When you cannot make anymore, add the leftover coins and write it below.

top teacher



There is

leftover.

Colour and Make


\$2



top teacher

How many ways can you make this amount? Use a different colour for each attempt.

When you cannot make anymore, add the leftover coins and write it below.



There is

leftover.



This week we are learning about Carnival, a huge festival that comes from a country called Brazil.

The music has lots of drums and maracas, singing and trumpets.

Here are two Brazilian Carnival Dances to try.

<https://www.youtube.com/embed/q-Q6p2rwu1o>

SAMBA SHAKE



https://www.youtube.com/embed/KkEdN_jaOSM



Fruity Samba

Make a maraca using a plastic bottle and some rice. Shake your maraca to the beat with the Fruity Samba song <https://www.youtube.com/embed/NOpQZ95OXR8>



Learn some actions to do with Fruity Samba:

<https://www.youtube.com/embed/XJ0xeQ7xva8>



Watch this video to learn about all the different drums used in Samba Music

<https://www.youtube.com/embed/Adw8u6gL2HE>



Next week when you come back to school you may like to wear a mask to help keep you safe.

Let's revise the Superhero Mask song.

<https://www.youtube.com/watch?v=wr8QlbfN1-4>



Have Fun 😊

THURSDAY - English

Spelling

- Sound of the week “ar”
- Watch the following video on the ‘ar’ sound <https://youtu.be/0Vywhf7cF7Q>
- Complete the ‘ar’ worksheet.
- Create a funny story using as many ar words as you can. Write this in your workbook.
- Complete the alphabet handwriting sheet. Make sure you are forming all letters correctly.
- Make a pirate hat using the attached information and piece of paper and wear it to our afternoon zoom today!

Reading and Writing

- **Complete the sentence of the day activity. Write a sentence about a car. Use adjectives to describe the car.**
- Complete the capital letters for days of the week activity.
- Complete the unjumble sentences and riddles activity.
- **We will be completing the fruit break activity together on Zoom.**

THURSDAY - Mathematics

- Complete the pets bar graph activity.
- Complete some of the assigned activities on Mathletics.

THURSDAY – PDHPE


- Complete the PDHPE activities from Mrs Deck.

Name _____



Phonics fun


Color. Finish the word. Read. Write.



st _ _

y _ _ n

c _ _



c _ _ d

h _ _ p

d _ _ t

Writing the Alphabet

A a B b C c D d

E e F f G g H h

I i J j K k L l

M m N n O o P p

Q q R r S s T t

U u V v W w X x

Y y Z z

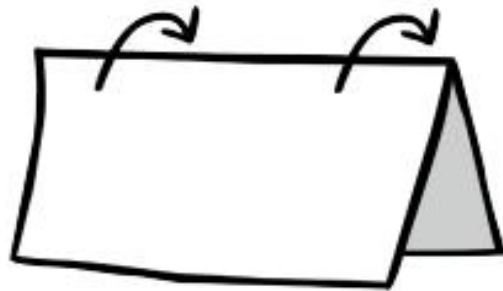
Use the piece of paper in the pack for this activity. You can decorate it however you like.

How to Make a Pirate Hat

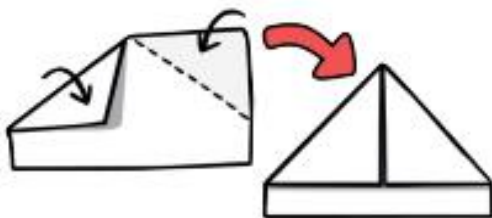
1 Use a large rectangular piece of paper or newspaper.



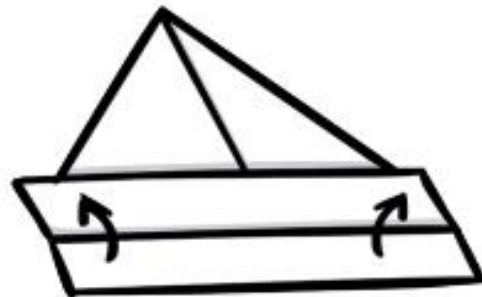
2 Fold the paper in half.



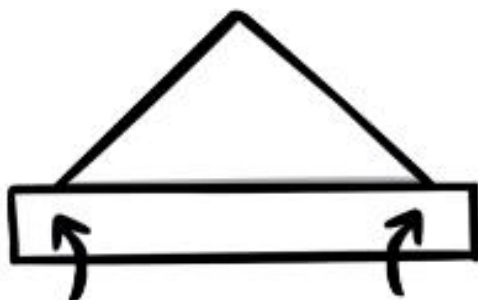
3 Fold over the top corners so they meet in the middle.



4 Lift up the front flap at the bottom and fold.




5 Flip the paper over and repeat.



6 Aarr! Your hat is ready to wear matey!



SENTENCE OF THE DAY



Capital letter



End punctuation



Spaces between words



Describing word



Rule: Days of the week start with a capital letter.

Capital letters: the days of the week

Kindergarten Writing Worksheet

Read the days of the week. Re-write the days in order with the correct use of capital letters.

tuesday saturday monday friday
thursday sunday wednesday

1

2

3

4

5

6

7

Unscramble the Sentence

Kindergarten Writing Worksheet

Remember to put a capital letter at the beginning of the sentence and a full stop at the end.

Read the scrambled words. Put them in order to make a sentence. Write the sentence on the line. Draw a picture to go with the sentence.

hat

black

The

is

snow

The

is

cold

have

mittens

I

red

Matching sentences and answers using riddles

Kindergarten Reading Comprehension Worksheet

Read the sentences and write the answer to the riddles.

I am in the water.
I can be paddled.
What am I?

I am in a bathroom.
I clean your teeth.
What am I?

I am big and yellow.
I take kids to school.
What am I?



bus



toothbrush



boat

What you should eat for Fruit Break




Introduce your opinion of what fruit you should eat for fruit break:

Reason 1:	Reason 2:	Reason 3:

Pets Bar Graph

Some children were asked about their favourite pet. Complete the bar graph using the information below and then answer the questions about the graph.



Questions

1. How many children took part in the survey? _____

2. Which animal is the most popular? Colour the picture of the animal which occurred the most.



3. Which animal is the least popular? Colour the picture of the animal which occurred the least.



Early Stage 1 PDHPE

Week 2 - Identifying safe places to play and rules to keep us safe

During this activity you will identify and explore safe places to play. You will also identify school playground rules that help keep you safe.

Activity 1 - Discuss with your teacher or parent/carer safe and unsafe places to play. Explain what makes each place safe or unsafe. For example, it is safe because the teacher can see me.

Activity 2 - Draw one safe place where you play. Make sure you include the features that make your place safe to play. For example, a teacher watching, gates around the playground.

Draw your picture in the space below.



Activity 3 - Discuss with your teacher or parent/carer what makes this place safe?

Activity 4 - Discuss with your teacher or parent/carer what makes a school playground safe.

Activity 5 - Write 3 playground rules that keep you safe.

Table 3 School playground rules

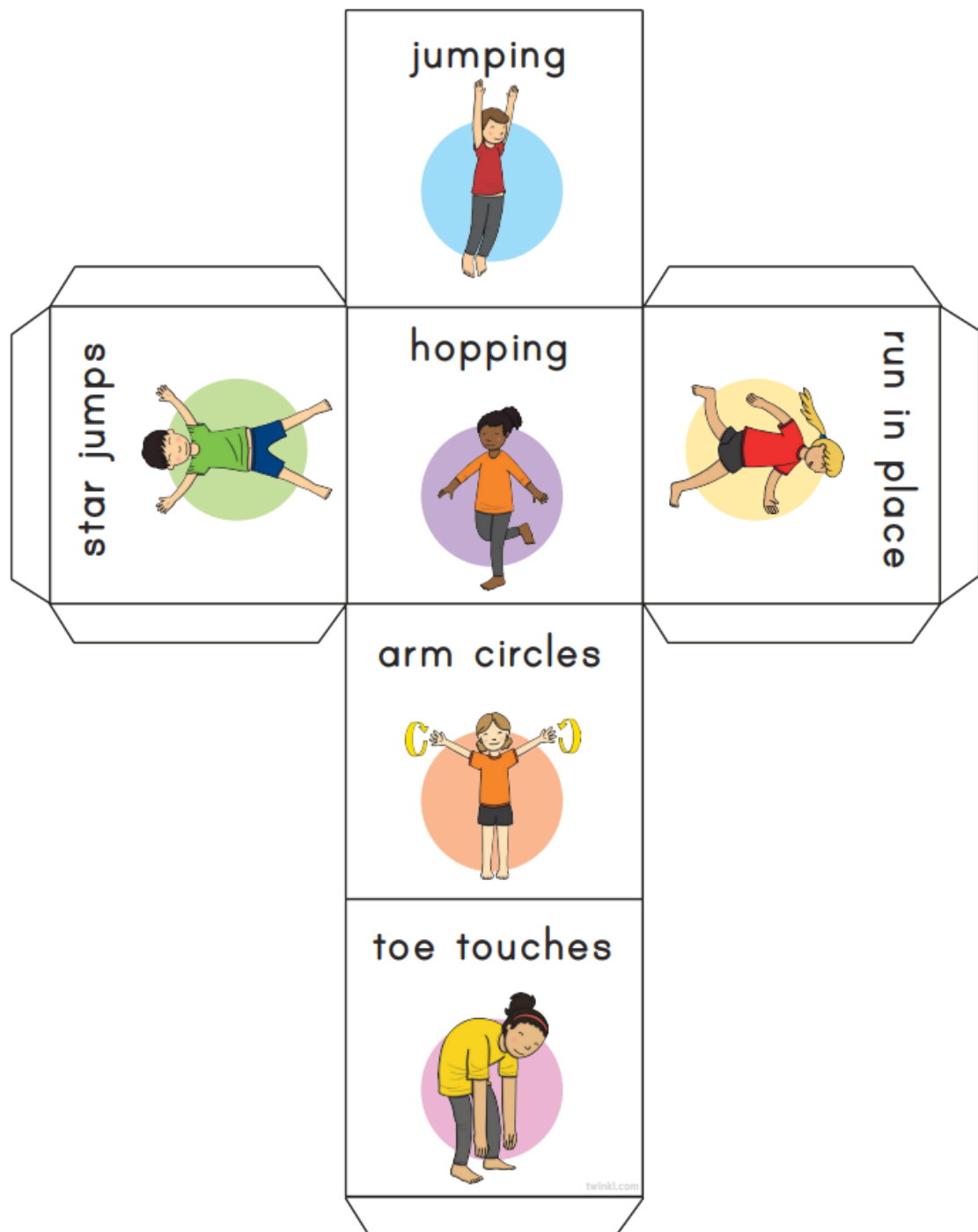
School playground rules
1.
2.
3.



Activity 6 - PE Activity Roll and exercise Gross Motor Activity Dice

Ask a parent, care-giver or teacher to help you cut around the outside of the cube and glue it together. Once made you can roll the dice and perform the exercise that is displayed. Try to complete each activity for 20-30secs. Complete 10 rolls.

Gross Motor Roll and Exercise





FRIDAY - English

Spelling

- Sound of the week “ar”
- Watch the following video on the ‘ar’ sound <https://youtu.be/0Vywhf7cF7Q>
- Complete the ‘roll and read ar words’. Have a go at writing these words in your workbook as you roll them.
- Complete the alphabet handwriting sheet. Make sure you are forming all letters correctly.

Reading and Writing

- **Complete the sentence of the day activity. Write a sentence about a party. Use adjectives to describe the party.**
- Complete the adjectives and opinions activity on doughnuts.
- complete the activities on Charlie and Lola.







FRIDAY - Mathematics

- Complete the position worksheets.
- Complete some of the assigned activities on Mathematics.

FRIDAY – Dance and Fun Friday

- Complete the Footsteps dance activity.
- Complete some of the activities from the grid.

Phase 3 Roll and Read - ar

	bar	car	bark	card	cart
	hard	jar	park	Mark	shark
	car	card	hard	park	shark
	Mark	jar	card	bark	bar
	bark	hard	Mark	shark	cart
	shark	car	bark	hard	jar

Writing the Alphabet

A a B b C c D d

E e F f G g H h

I i J j K k L l


M m N n O o P p

Q q R r S s T t

U u V v W w X x

Y y Z z

SENTENCE OF THE DAY



Capital letter



End punctuation



Spaces between words



Describing word



Watch Emma and Kate make doughnuts at home

<https://www.youtube.com/embed/I9sZyxqaj1c>

Write words to describe doughnuts.



The worksheet features a pink grid background. At the top left is a camera icon. The title 'LET'S DESCRIBE' is written in large, colorful, outlined letters. In the center is a photograph of several pink doughnuts with multi-colored sprinkles. On either side of the photograph are four white rectangular boxes for writing. At the bottom center, there is a small logo for 'TOPTEACHER'.

Do you like doughnuts? Which is your favourite? Write a sentence about your favourite doughnut. Then write one or two reasons why it is your favourite doughnut.

My favourite doughnut is _____

I like _____

doughnuts because _____

Friday - Rewatch the story

'Charlie and Lola - I will not ever, never eat a tomato!'

<https://www.youtube.com/watch?v=P3CdrVN3kgE>

"I Will Never Ever Eat a Tomato 2nd Read

Name _____ Date: _____

How did Charlie get Lola to eat her vegetables?

Draw a picture and write a sentence about your picture.



Name _____ Date: _____

What are your favorite foods to eat for dinner?

Draw a picture and write a sentence about your picture.



Name: _____

Date: _____

above

in

behind

below

on

in front



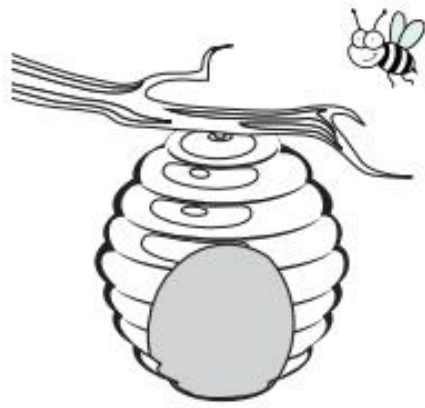
The bee is _____ the hive.




The bee is _____ the hive.



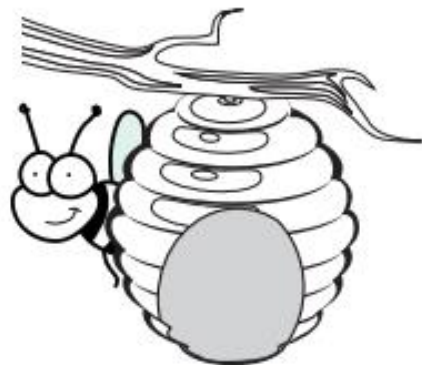
The bee is _____ the hive.



The bee is _____ the hive.



The bee is _____ the branch.



The bee is _____ the hive.

Name _____

Date _____

Position (A)

- ① Use a word from the list below to describe the position of the bird and complete the sentences.

between, under, next to, on



The bird is _____
the tree and the duck.



The bird is _____
the monkey.



The bird is _____
the tree.



The bird is _____
the branch.

- ② Follow the instructions to complete the picture below.

- a) Draw a bird **in** the tree.
- b) Draw a sun **above** the house.

- c) Draw a cat **between** the house and the tree.
- d) Draw a car driving **towards** the house.



Footsteps Friday!














There will be no afternoon zoom meeting with your teacher today. Instead join Footsteps for our weekly dance session.

Kung Fu Panda

- <https://vimeo.com/435581186/1839ff357d>

We will practise the dance when we get back to school next week.

Kung Fu Panda

Today I tried my best			
I like dancing			
I was a good listener in dance			
I did what the teacher asked			
I put my hand up when I answered a question			

1 Write a recipe for happiness.
What are the essential ingredients you need to include?



2 Design the front cover of your own recipe book.
What will you call your book and how will you make it stand out?

3 Get revolting!
What is the most disgusting menu you can think of? Design and create your own revolting menu.

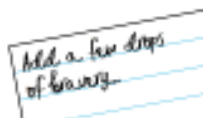
4 Make your own chef's hat.
What will you use to make it? Newspaper or something else?



5 What makes a good friend?
Can you write a recipe with the key ingredients?



6 Create a recipe for a superhero.
What do you need to mix together and how would you do it?



7 Make a model of your favourite pizza. Use bits you find around the house. What toppings will you include? Bottle top pepperoni perhaps?

8 Write a song or rap about your favourite food OR about your least favourite food.



9 Draw a picture of the best dessert you can possibly imagine!



10 What do you need to make a healthy human?
Draw a diagram to explain.



11 Start a food journal. Write down your favourite meals, ingredients and recipes. Are you eating healthily enough?



12 Imagine you need to make a cake for a special event. It needs to have 5 layers of different flavours. Design and label how it would look.

13 Word search fun!
Create your own word search using words on the topic of food or cooking, then ask someone to complete it.



14 Imagine you discovered a new type of fruit!
What would you call it? What would it look like and taste like? Write a description.

15 If you had your own restaurant, what would it be like? Would it have a theme? Make a model of it using things you find around the house.

16 How would you create a united community?
Write down your method and the ingredients you would use.

17 The perfect teacher! Write a list of the ingredients you would need to make the best teacher in the world, perhaps you know one already?

18 Grow your own. Can you save the seeds from something you eat and plant them to grow your own?



19 Get baking!
Find a recipe you like and have a go at completing it. What will you make? Biscuits, pancakes, fruit salad or something else?



20 Healthy body.
Exercise is just as important as eating well. Can you create your own daily workout routine and try it out?



21 How many words can you think of that rhyme with COOK?
Write a list.



22 Rainbow foods. There are 7 colours in the rainbow. Can you think of a food that's the colour of each one? Draw a picture to show these.

23 Potion power!
Imagine you have the power to create a potion. What would your potion do and how would you make it?



24 Alphabet food!
Can you name something you would find in the kitchen that starts with the letter a,b,c and so on?



25 Put on a show!
Can you put on a cookery show? Explain what you are doing at each step so it's simple for others to follow.