

EXPERIENCE TODAY INSPIRE TOMORROW

Package: 2

Stage: 3

Year: 5 and 6



Term 1 Week 10

Websites for Learning

- TNPS school website: <https://turramurrn-p.schools.nsw.gov.au>.
- Department of Education *Learning from Home*: <https://education.nsw.gov.au/teaching-and-learning/curriculum/learning-from-home>

Should you need to contact your child's teacher please use the following emails:

5F Nicole Fagan	nicole.fagan3@det.nsw.edu.au
6M Mary Muldrew	mary.barr2@det.nsw.edu.au
6W Jess Whelan	jess.whelan@det.nsw.edu.au

ENGLISH

- Reading Eggs <https://readingeggs.com.au/> login etc
- Pobble 365 <https://www.pobble365.com> - offers a range of ideas and prompts to use for imaginative writing
- Kidsnews <https://www.kidsnews.com.au> - offers kid friendly news articles
- Wonderopolis <https://wonderopolis.org> - Wonder of the Day!
- Typing Club

MATHEMATICS

- Mathletics <https://www.mathletics.com/au/>
- Khan Academy <https://www.khanacademy.org/> tutorial videos and practice questions on all mathematical areas.
- Prodigy <https://www.prodigygame.com> - free to set up an account for maths games & activities
- Smash Maths <https://www.smashmaths.com.au> - offers maths games
- Topmarks <https://www.topmarks.co.uk> - offers maths games
- Times tables <https://www.timestables.com> - offers times tables activities

SCIENCE AND TECHNOLOGY

- NASA Kids' Club <https://www.nasa.gov/kidsclub/index.html>
- Brain Pop <https://www.brainpop.com/science/seeall/>
- Science Kids <http://www.sciencekids.co.nz>
- Fizzics Education <https://www.fizzicseducation.com.au/free-resources/>

HSIE – HISTORY AND GEOGRAPHY

- Kiddle https://kids.kiddle.co/History_of_Australia
- Kids World Travel Guide <https://www.kids-world-travel-guide.com/australia-facts.html>
- Ducsters <https://www.ducksters.com>

CREATIVE ARTS

- Art for Kids Hub <https://www.artforkidshub.com> - offers instructional videos for art lessons

PERSONAL DEVELOPMENT / HEALTH / PHYSICAL EDUCATION

- Cosmic Kids Yoga <https://www.cosmickids.com>
- Smiling Minds - <https://www.smilingmind.com.au>
- Go Noodle - <https://www.gonoodle.com>

Week 10 Term 1 – Learning from Home

Stage 3 Year 5 and 6

You may need help from a parent/carer and possibly resources from your teacher.

Two activities have been selected for feedback. These are in bold on the timetable. To receive feedback on those activities scan or take a photo of it and email it to your class teacher by Friday 3 April. Please write FEEDBACK and your child's name as the subject for the email.

	Monday	Tuesday	Wednesday	Thursday	Friday
Morning	Comprehension Mathematics	Reading BTN Report	Grammar Mathematics	Handwriting Mathematics *Feedback task*	Music Mathematics
Break	Break	Break	Break	Break	Break
Middle	Spelling Health	Spelling Physical Education	English	English *Feedback task*	Spelling Homework Personal Development
Break	Break	Break	Break	Break	Break
Afternoon	History	Mathematics	Spelling	Art	Dance

MONDAY

Comprehension

The story of Vegemite

The story of Vegemite began with the Fred Walker Company in 1922. They wanted to create a spread with plenty of Vitamin B. The company hired a chemist called Dr Cyril P. Callister. It was he who developed the spread.

They wanted lots of people to buy their new product, so the company let the public name it themselves. They launched a national competition. In 1923, the product was named Vegemite. Soon, jars of Vegemite were being sold all over the country.

At the same time, there was a similar product from England known as 'Marmite'. Shoppers didn't want to try something different and Vegemite sales dropped. The company renamed it to 'Parwill' with a clever catchphrase to go with it: "If Marmite... then Parwill"! However, sales did not improve.

It took 14 years and a change back to its original name before the people of Australia embraced Vegemite. Doctors began recommending it and during the Second World War, the armed forces sent it to the soldiers. It became so popular that the company couldn't meet the demands of the public.

The company also created the song 'Happy Little Vegemites', which was released on the radio in 1954. It went onto the television in 1956. Even today, the song is easily recognised, with Vegemite putting 'a rose in every cheek'.

Did you know?

- Twenty-two million jars of Vegemite are sold every year.
- It has a thick and sticky consistency and is almost black in colour.
- Being one of the richest known sources of Vitamin B, it is very salty.

Australians are used to the flavour of Vegemite, as they grow up eating it. When travelling overseas, some people even take it with them as a small reminder of home. However, adults who try it for the first time say that it is something that takes a little getting used to!

Answer the following:

1. What was the name of the company that created Vegemite?
2. Who developed the recipe for Vegemite?
3. What year was the Vegemite naming competition held?
4. What was the name of the product that was very similar to Vegemite?
5. How many jars of Vegemite are sold each year?
6. How long did it take to change the name back to Vegemite?
7. Who did the armed forces send the Vegemite to during the Second World War?
8. Fill in the blanks:
Vegemite has a _____ and _____ consistency and is almost _____ in colour.
9. Re-tell the story of Vegemite to a family member.

MONDAY

Mathematics

Continue the number patterns below for the next three numbers:

a) Rule: add 6

5, 11, 17, ____, ____, ____

b) Rule: subtract 10

100, 90, 80, ____, ____, ____

c) Rule: multiply by 2 and add 3

2, 7, 17, ____, ____, ____

Create 10 of your own patterns and write the rule.

If you want more of a challenge, see if you can use more than one operation e.g. use multiplication and addition (like question c)

Spelling

Using the spelling list below, get a parent or sibling to pre-test you on the 20 words. Write your total after self-marking.

sniffle	fewest	colourful	graph	alphabet
comfortable	definite	physical	sufficient	artificial
briefly	nephew	officer	featuring	difficult
disfigured	cauliflower	forgetfulness	physician	fluorescent

Once completed, do two spelling matrix activities (on the next page).

MONDAY

Spelling Matrix (needed for Monday, Tuesday and Friday)

Use a dictionary to find the meaning of 5 of your spelling words.	Use everyday objects to make your spelling words. E.g. play-doh, pipe-cleaners.	Write each spelling word using it in a sentence. Underline the spelling words.	Translate five of your words into a European language.	Syllable sort: Sort your list words into syllable groups.	Cut letters out of newspapers and magazines and glue them together to build your words.
Write your words in alphabetical order 3 times.	Spell your words whilst skipping	Spell your words while bouncing a ball.	Write your spelling words out forwards then backwards. e.g. backwards sdawkcab	write each spelling word using blue pen for consonants and red pen for vowels.	Celebrity head: Use a post-it note to stick a spelling word to someone's head. Give them clues to help them guess and spell correctly.
Silly sentences. Use as many words as you can to make one super silly sentence.	Create an acrostic poem for three of your list words.	Write smaller words found in each word, find as many as you can.	Choose five words – Where do your words originate from?	Wash and spell: Spell your spelling words while washing your hands.	How many of your words can you spelling in a minute?
Write a tongue twister for each of your spelling words.	Spell your words while doing star jumps.	Write how you remember to spell each of your words.	Ch/u/n/k/i/ng: Write your words as separate sounds.	Write a riddle for each of your spelling words and solve.	Spelling money. How much does each word cost? If a = \$1, b = \$2, c = \$3 etc.

Health

Create a healthy alphabet. For every letter of the alphabet, name a healthy food to eat.
e.g.

A = Apple

B = Banana

C = Carrot

Etc.

Then order them from your favourite to least favourite.

MONDAY

History

Create a gold rush game.

Think about good things and bad things that could happen during the gold rush and what could happen to your character.

You should plan this out in your workbook.

Think of games to adapt such as snakes & ladders and monopoly.

TUESDAY

Reading

Read a book of your choosing or newspaper/magazine article.

Summarise the main points (minimum five) of what you have read.

Did you learn any new vocabulary when reading?

BTN Report

Watch BTN on ABC at 10am.

Choose one news topic and write a report about it. Use the following template:

Title: _____

Introduction

Should include all the topics you are going to talk about in the report

Subheading #1

- Topic Sentence
- 2 or 3 facts on topic

Subheading #2

- Topic Sentence
- 2 or 3 facts on topic

Subheading #3

- Topic Sentence
- 2 or 3 facts on topic

Conclusion

No new points or facts mentioned here just a summary

TUESDAY

Spelling

g	c	o	u	g	h	f	h	s	d	a	d
r	n	f	f	u	l	f	g	n	r	s	e
a	h	f	f	o	c	s	u	i	a	h	f
p	g	s	c	a	r	f	o	f	u	i	f
h	u	t	f	a	r	c	n	f	g	f	i
t	o	t	o	u	g	h	e	l	h	t	n
a	r	t	r	o	u	g	h	e	t	s	s
h	g	u	a	l	s	t	a	f	f	t	i

Find and colour rhyming words in the word search. Write them in rhyming groups under these headings.

Calf	stuff	off	shaft	lift	piffle

Can you find the hidden word with the leftover letters?

— — — — — C!

Physical Education

Create an obstacle course for your family.
Who can go through it the quickest?
Get someone to time you three times. Did you improve?

Examples of obstacles:

- Star jumps
- Burpees
- Go under table
- Chair dips

Mathematics

Complete these grid patterns. Look closely at the numbers in the grid and follow the patterns.

a

		32	
40		42	
50		52	

b

		66	
		76	
84			
		96	

c

3			
		17	
23	25		

WEDNESDAY

Grammar

Evaluative Adjectives

Evaluative Adjectives are words that express a judgement on what they are describing. They can have a positive or negative effect.

Sort the following words below into a table labelled negative and positive. Add some of your own.

- amazing
- appalling
- astonishing
- atrocious
- awesome
- awful
- beautiful
- disastrous
- disgusting
- dreadful
- fantastic
- fascinating
- ghastly
- horrendous
- horrific
- incredible
- lovely
- magnificent
- marvellous
- revolting
- ridiculous
- sensational
- shocking
- terrible
- unbelievable
- wonderful

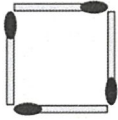
Example

Positive Evaluating Adjectives	Negative Evaluating Adjectives
<ul style="list-style-type: none">• amazing• happy	<ul style="list-style-type: none">• appalling• horrible

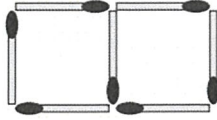
WEDNESDAY

Mathematics

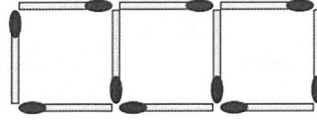
Shape 1



Shape 2



Shape 3



Shape number	1	2	3	4	5
Number of matchsticks	4	7	10		

Finish the pattern.

Draw your own pattern using lines or matchsticks and create a table to show how the pattern continues.

English

Write out a persuasive writing piece on the topic:

“All students should have an after school job”

You can agree or disagree.

Remember to follow the steps:

1. Brainstorm
2. Plan
3. Write
4. Check

Remember the TEEL Structure:

T = Topic Sentence on your point

E = Explain topic sentence

E = Example

L = Link back to argument topic

Spelling

Complete four spelling matrix activities (these are found on the Monday spelling section).

More if you have time!

THURSDAY

Handwriting

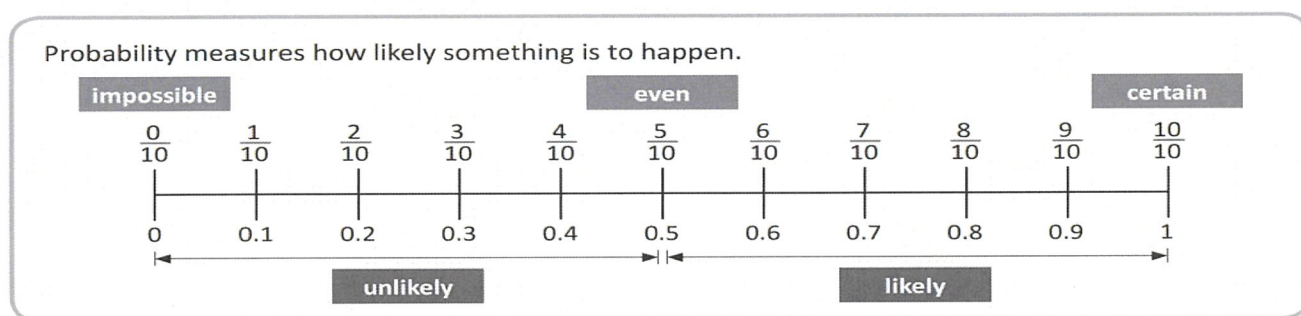
Copy out an excerpt from a book of your choosing and write it out in your neatest cursive handwriting.

This should be at least half a page and no more than one page.

Mathematics

To receive feedback on this task you will need to scan or take a picture of your work and email it to your teacher.

Chance and probability – probability scale



Students create a table and list everyday events and their likelihood of occurring. Add the corresponding chance as a fraction, decimal and percentage.

Hard: Describe 5 events which each have a different degree of chance.

Trickier: Describe 5-10 events, which each have a different degree of chance.

Trickiest: Describe more than 10 events.

Example:

Event	Word to describe chance	Chance as fraction	Chance as decimal
I played a board game where I had to roll one dice. I needed to roll an even number to move my piece.	Even chance	$\frac{3}{6}$ (or $\frac{1}{2}$ when simplified)	0.5

THURSDAY

English

****To receive feedback on this task you will need to scan or take a picture of your work and email it to your teacher.****

If the task from Wednesday was not completed, use this time to complete.

Re-read over your writing from Wednesday and check the following:

- Does it make sense?
- Does it follow the correct structure?
- Are there full stops and capital letters?
- Are there spelling mistakes to fix?
- Can you change any words to have high modality?



Art

A mandala is a complex abstract design that is usually circular in form.

Mandalas can contain both geometric and organic forms. They can also contain recognisable images that carry meaning for the person who is creating it.

Draw your own Mandala. You can choose to colour it or not.

Examples:



FRIDAY

Music

Listen to an age appropriate song of your choice and write out the lyrics.

- Can you drum the beat of the song while it is playing?
- Can you write down all the instruments you can hear?
- Is there one main instrument you can hear?
- What do you think the message of the song is?
- How do you think is this song meant to make people feel?

Mathematics

Students create a bag of 10 items that have multiples but with different colours. The multiples don't have to be even. Some examples below:

- Different coloured socks (e.g. 5 red, 2 blue, 3 white etc)
- Coloured pencils/pens
- Coloured scrunched up paper
- As long as the total number of items is 10

Write the likelihood of pulling out each colour of the item (e.g. in the first example, there is a 5 in 10 or 1 in 2 chance of pulling out a red sock)

1. Pull an item out of the bag and record tallies on a table to show what item it was.
2. Return each item to the bag and repeat until you have had 10 attempts, recording as you go.

Reflection Questions:

- Which item did you pull out the most often?
- Did your results match the likelihood? Eg: did the number of items in that bag match the number of times you pulled it out?
- If not, why do you think this happened and what could you change about the experiment to make it more accurate?

(Hint: do the experiment another 10 times and see if you got more accurate results)

- Do you think your results would be more accurate if you do the experiment 100 times or if you do it 10 times? Explain your answer.
- Can you pose a mathematical question about your experiment (and can you answer it?)

FRIDAY

Spelling

Do one final spelling matrix task before being re-tested on your spelling words (from Monday).

Self-mark and write the total. Did you improve?

What words do you think you need to practice more?

How are you going to remember how to spell the words you got wrong?

Homework

Maths Mentals: Unit 7

Personal Development

Your identity is unique to you. Identity is made up of and influenced by many things including the individual people in your life.

List three people and explain how each one influences your identity in a positive way.

Can the influence of others have a negative impact on your identity? Explain.

Dance

Design a 2 minute dance and teach/perform it to someone at home.